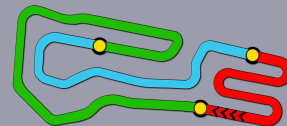


SOUTH GARDA KARTING

***23^a WINTER
CUP***

***15-18 FEBBRAIO 2018 - Gara Internazionale
Cat. KZ2 - OK - OKJ - MINI ROK***

***RESULTS
BOOKLET***



Final (FIN)

Document 70.2 OFFICIAL

KZ2 DEF. RESULTS

Rnk	No.	Entrant	Nat E.	Driver	Nat D.	Equipment	Time	Laps	Best Lap	Gap	Interv.	Sector 1	Sector 2	Sector 3	Penalty
1	▲ ¹ 141	CROCPROMOTION SRL	ITA	Hanley Benjamin	GBR	Drago Corse / Tm / Bridgestone	17:36.376	22	47.413			18.536	14.964	13.913	
2	▲ ¹ 102	SODIKART	ITA	Abbase Anthony	ITA	Sodikart / Tm / Bridgestone	17:36.458	22	47.379	0.082	0.082	18.453	14.934	13.992	
3	▲ ¹ 187	SRP RACING TEAM	ITA	Federer Fabian	ITA	Crq / Tm / Bridgestone	17:36.766	22	47.365	0.390	0.308	18.476	14.890	13.999	
4	▲ ³ 137	PRAGA RACING TEAM	ITA	Celenta Francesco	ITA	Praga / Tm / Bridgestone	17:37.130	22	47.354	0.754	0.364	18.475	14.892	13.987	
5	▲ ¹⁴ 119	CPB SPORT	ITA	Renaudin Adrien	ITA	Sodikart / Tm / Bridgestone	17:39.477	22	47.367	3.101	2.347	18.525	14.900	13.942	
6	▲ ¹¹ 138	FORMULA K	ITA	Iglesias Jeremy	ITA	Formula K / Tm / Bridgestone	17:39.796	22	47.102	3.420	0.319	18.448	14.779	13.875	
7	▲ ⁸ 130	SCHMITZ ALEXANDER	ITA	Schmitz Alexander	ITA	Tony Kart / Vortex / Bridgestone	17:40.192	22	47.327	3.816	0.396	18.470	14.920	13.937	
8	▲ ²⁵ 101	CRG SPA	ITA	De Conto Paolo	ITA	Crq / Tm / Bridgestone	17:41.548	22	47.244	5.172	1.356	18.458	14.851	13.935	
9	▲ ² 192	INTREPID DRIVER PROGRAM	ITA	Palomba Giuseppe	ITA	Intrepid / Tm / Bridgestone	17:42.026	22	47.224	5.650	0.478	18.464	14.846	13.914	
10	▼ ⁵ 184	CRG HOLLAND	ITA	Pex Jorrit	ITA	Crq / Tm / Bridgestone	17:42.745	22	47.476	6.369	0.719	18.544	14.935	13.997	
11	▼ ³ 157	PRAGA RACING TEAM	ITA	Loubere Pierre	ITA	Praga / Tm / Bridgestone	17:43.035	22	47.235	6.659	0.290	18.458	14.904	13.873	
12	▲ ⁹ 162	TONY KART RACING TEAM	ITA	Puhakka Simo	FIN	Tony Kart / Vortex / Bridgestone	17:43.207	22	47.263	6.831	0.172	18.464	14.878	13.921	
13	▼ ⁴ 168	TONY KART RACING TEAM	ITA	Piccini Alessio	ITA	Tony Kart / Vortex / Bridgestone	17:44.254	22	47.388	7.878	1.047	18.467	14.963	13.958	
14	▼ ² 199	KR MOTORSPORT	ITA	Torsellini Mirko	ITA	Kr / Parilla / Bridgestone	17:44.658	22	47.270	8.282	0.404	18.476	14.878	13.916	
15	▲ ⁷ 186	BABY RACE DRIVER ACADEMY	ITA	Lorandi Alessio	ITA	Parolin / Tm / Bridgestone	17:44.962	22	47.148	8.586	0.304	18.403	14.780	13.965	
16	▼ ³ 150	CRG SPA	ITA	Luyet Jean	CHE	Crq / Tm / Bridgestone	17:46.482	22	47.403	10.106	1.520	18.544	14.920	13.939	
17	▲ ¹⁰ 151	CRG SPA	ITA	Giardelli Alessandro	ITA	Crq / Tm / Bridgestone	17:46.703	22	47.351	10.327	0.221	18.548	14.869	13.934	
18	▲ ¹¹ 110	CPB SPORT	ITA	Baciуска Rokas	LIT	Sodikart / Tm / Bridgestone	17:46.991	22	47.418	10.615	0.288	18.415	14.920	14.083	
19	▲ ¹ 144	MARANELLO KART	ITA	Gonzales Nicolas	ITA	Maranello / Tm / Bridgestone	17:47.191	22	47.504	10.815	0.200	18.511	14.908	14.085	
20	▲ ³ 182	CRG HOLLAND	ITA	Persson Tornqvist Benjamin	SWE	Crq / Tm / Bridgestone	17:47.655	22	47.286	11.279	0.464	18.502	14.879	13.905	
21	▲ ⁹ 158	KK1	ITA	Habulin Kristijan	HRV	Tb Kart / Tm / Bridgestone	17:49.496	22	47.474	13.120	1.841	18.515	15.012	13.947	
22	▼ ⁴ 140	CROCPROMOTION SRL	ITA	Chubarov Ivan	RUS	Crocpromotion / Tm / Bridgestone	17:50.794	22	47.233	14.418	1.298	18.408	14.844	13.981	
23	▲ ⁵ 131	NUOVA 3M SRL	ITA	Dale Andrea	ITA	Crq / Tm / Bridgestone	17:52.226	22	47.475	15.850	1.432	18.494	15.035	13.946	
24	▲ ¹ 146	ENERGY CORSE SRL	ITA	Skaras Emil	SWE	Energy / Tm / Bridgestone	17:52.648	22	47.410	16.272	0.422	18.563	14.814	14.033	
25	▲ ⁷ 145	ENERGY CORSE SRL	ITA	Fife Joshua	AUS	Energy / Tm / Bridgestone	17:52.978	22	47.318	16.602	0.330	18.454	14.898	13.966	
26	▲ ⁵ 105	PETIT HUBERT	ITA	Petit Hubert	ITA	Sodikart / Tm / Bridgestone	17:55.911	22	47.469	19.535	2.933	18.541	14.936	13.992	
27	▼ ¹³ 139	CROCPROMOTION SRL	ITA	Gavrilov Klim	RUS	Crocpromotion / Tm / Bridgestone	18:13.011	22	47.566	36.635	17.100	18.547	14.906	14.113	
28	▼ ¹² 185	CRG HOLLAND	ITA	Pex Stan	NLD	Crq / Tm / Bridgestone	17:02.348	21	47.473	1 Lap	1 Lap	18.522	15.000	13.951	
29	▲ ⁵ 165	BIREL ART RACING	ITA	Dahlberg Alexander	SWE	Birel Art / Tm / Bridgestone	11:29.880	14	47.498	8 Laps	7 Laps	18.557	14.937	14.004	
30	▼ ²⁰ 103	SODIKART	ITA	Irlando Alex	ITA	Sodikart / Tm / Bridgestone	10:43.049	13	47.258	9 Laps	1 Lap	18.469	14.910	13.879	
31	▼ ⁷ 197	SCS SRL	ITA	Cunati Simone	ITA	Topkart / Parilla / Bridgestone	9:10.959	11	47.369	11 Laps	2 Laps	18.481	14.949	13.939	
32	▼ ⁶ 99	BIREL ART RACING KSW	ITA	Dreezen Rick	BEL	Birel Art / Tm / Bridgestone	7:29.006	9	47.567	13 Laps	2 Laps	18.572	15.024	13.971	
33	▼ ³² 181	BABY RACE DRIVER ACADEMY	ITA	Lorandi Leonardo	ITA	Tony Kart / Tm / Bridgestone	4:59.004	6	47.980	16 Laps	3 Laps	18.687	15.083	14.210	+10.000
34	▼ ²⁸ 166	BIREL ART RACING	ITA	Longhi Riccardo	ITA	Birel Art / Tm / Bridgestone	1:01.338	1	58.584	21 Laps	5 Laps	26.297	16.212	16.075	

No.101 De Conto Paolo : Penalty for Race Director decision

No.101 De Conto Paolo : Race Direction penalty removed by Steward's decision n.233

No.181 Lorandi Leonardo : Penalty for Race Director decision

Leaders : No.141 Hanley Benjamin (1-22)

Start Time : 18/02 - 16:57:22

Best Lap : No.138 Iglesias Jeremy 47.102 91,71 Kph

Weather : Cloudy Air : 4°C Track : Wet

Event Record : No.181 Lorandi Leonardo 46.693 92,51 Kph

23° WINTER CUP (ITA) 15-18/02/2018

Page 1 / 1

FICR

Apex Timing

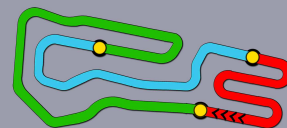


Scan this QR code for live timing



Timing service and charts editing provided by:

Federazione Italiana Cronometristi

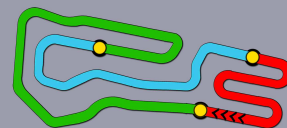


KZ2 Final (FIN) Lap Chart

For information purposes. No official / regulatory value

	1	2	3	4	5	6	7	8	9	10	11	12	13	14	15	16	17	18	19	20	21	22	23	24	25	26	27	28	29	30	31	32	33	34
Grid	181	141	102	187	184	166	137	157	168	103	192	199	150	139	130	185	138	140	119	144	162	186	182	197	146	99	151	131	110	158	105	145	101	165
Start	141	181	102	187	184	137	166	168	192	157	150	103	130	138	199	119	162	139	182	185	140	144	186	146	99	197	151	110	105	131	158	145	165	101
Lap 1 Interval	141	102	137	187	184	181	168	192	119	130	150	162	157	138	199	101	110	151	186	166	139	144	105	182	185	99	158	165	145	197	131	103	146	140
Lap 2	141	102	137	187	184	181	168	192	119	130	150	162	157	138	199	101	110	151	186	139	144	182	105	185	99	158	165	145	197	131	103	140	146	
Lap 3	141	102	137	187	184	181	168	119	130	192	150	162	157	138	101	199	151	110	186	139	144	182	185	105	99	158	165	197	145	131	103	140	146	
Lap 4	141	102	187	137	184	181	168	119	130	192	150	162	157	138	101	199	151	186	110	139	144	182	185	105	99	158	165	197	131	145	103	140	146	
Lap 5	141	102	187	137	184	181	168	119	130	192	150	162	157	101	138	199	151	186	110	144	139	182	185	99	158	105	165	197	131	145	103	140	146	
Lap 6	141	102	187	137	184	181	119	130	168	192	150	162	101	138	157	199	151	186	110	144	139	182	185	99	158	165	105	197	131	145	103	140	146	
Lap 7	141	102	187	137	184	119	130	168	192	150	162	101	138	157	199	151	186	110	144	139	182	185	99	158	165	197	105	131	103	140	145	146		
Lap 8	141	102	187	137	184	119	130	168	192	150	162	101	138	157	199	151	186	110	144	139	182	185	99	165	158	105	131	197	103	140	145	146		
Lap 9	141	102	187	137	184	119	130	168	192	150	101	138	162	157	199	151	186	110	144	139	185	182	99	165	158	105	131	197	103	140	145	146		
Lap 10	141	102	187	137	184	119	130	168	192	101	138	157	162	150	199	186	151	110	144	139	185	182	165	158	131	105	197	103	140	145	146			
Lap 11	141	102	187	137	184	119	130	168	192	101	138	157	162	150	199	186	151	110	144	139	185	182	165	158	131	103	140	145	146	105	197			
Lap 12	141	102	187	137	184	119	130	192	168	101	138	157	162	150	199	186	151	110	144	185	182	139	158	165	131	103	140	145	146	105				
Lap 13	141	102	187	137	184	119	130	192	101	138	168	157	162	150	199	186	151	110	144	185	182	158	165	139	131	103	140	145	146	105				
Lap 14	141	102	187	137	184	119	130	192	101	138	168	157	162	150	199	186	151	110	144	185	182	158	165	131	140	146	145	105	139					
Lap 15	141	102	187	137	184	119	130	192	101	138	168	157	162	150	199	186	151	110	144	185	182	158	131	140	146	145	105	139						
Lap 16	141	102	187	137	184	119	130	192	138	101	168	157	162	199	186	150	110	151	144	185	182	158	131	140	146	145	105	139						
Lap 17	141	102	187	137	119	184	130	192	138	101	168	162	157	199	186	150	110	151	144	185	182	158	140	131	146	145	105	139						
Lap 18	141	102	187	137	119	130	184	138	101	192	168	162	157	199	186	150	110	151	144	182	185	158	140	131	146	145	105	139						
Lap 19	141	102	187	137	119	130	138	101	184	192	168	162	157	199	186	150	110	151	144	182	185	158	140	131	146	145	105	139						





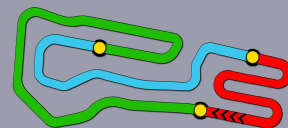
KZ2

**Final (FIN)
Lap Chart**

For information purposes. No official / regulatory value

Lap 20	141	102 0.2	187 0.2	137 0.4	119 2.2	130 0.7	138 0.1	101 0.6	184 0.9	192 0.1	168 0.3	162 0.1	157 0.2	199 1.0	186 0.6	150 0.9	151 0.2	110 0.0	144 0.3	182 0.6	185 2.3	158 0.1	140 1.9	131 0.7	146 0.2	145 0.2	105 1.9	139 17.8
Lap 21	141	102 0.3	187 0.2	137 0.3	119 2.3	138 0.6	130 0.2	101 0.4	192 1.4	184 0.2	157 0.4	162 0.2	168 0.3	199 0.2	186 0.4	150 1.1	151 0.2	110 0.3	144 0.3	182 0.3	158 2.7	185 0.3	140 1.2	131 0.9	146 0.3	145 0.3	105 2.6	139 17.2
Lap 22	141	102 0.0	187 0.3	137 0.3	119 2.3	138 0.3	130 0.3	101 1.3	192 0.4	184 0.7	157 0.2	162 0.1	168 1.0	199 0.4	186 0.3	150 1.5	151 0.2	110 0.2	144 0.2	182 0.4	158 1.8	140 1.2	131 1.4	146 0.4	145 0.3	105 2.9	139 17.1	





KZ2

**Final (FIN)
Analysis**

For information purposes. No official / regulatory value

Laps	Sector 1	Sector 2	Sector 3	Lap Time
No.99 Dreezen Rick				
1	26.666	16.547	15.287	58.500
2	19.627	15.601	14.495	49.723
3	19.092	15.848	14.384	49.324
4	18.900	15.212	14.174	48.286
5	18.835	15.147	14.075	48.057
6	18.660	15.079	14.060	47.799
7	18.626	15.084	14.022	47.732
8	18.572	15.024	13.971	47.567
9	18.689	15.054	14.004	47.747

Laps	Sector 1	Sector 2	Sector 3	Lap Time
No.101 De Conto Paolo				
1	22.874	16.380	14.863	54.117
2	19.424	15.514	14.624	49.562
3	18.998	15.519	14.521	49.038
4	18.836	15.145	14.283	48.264
5	18.858	15.067	14.146	48.071
6	18.815	14.932	14.003	47.750
7	18.537	14.931	14.051	47.519
8	18.544	14.883	14.017	47.444
9	18.577	14.860	14.075	47.512
10	18.674	14.901	13.956	47.531
11	18.458	14.851	13.935	47.244
12	18.444	14.855	14.056	47.355
13	18.705	14.906	13.975	47.586
14	18.489	14.886	13.912	47.287
15	18.490	14.971	13.924	47.385
16	18.719	15.044	14.003	47.766
17	18.463	14.856	13.951	47.270
18	18.457	15.129	14.117	47.703
19	18.632	14.841	13.967	47.440
20	18.456	14.870	13.991	47.317
21	18.484	14.838	13.941	47.263
22	18.472	15.260	14.500	48.232

Laps	Sector 1	Sector 2	Sector 3	Lap Time
No.102 Abbasse Anthony				
1	21.056	15.839	14.714	51.609
2	19.707	15.640	14.562	49.909
3	19.085	15.349	14.300	48.734
4	18.828	15.225	14.154	48.207
5	18.672	15.094	14.166	47.932
6	18.607	15.058	14.042	47.707
7	18.659	15.063	14.030	47.752
8	18.589	15.039	13.990	47.618
9	18.574	15.021	14.025	47.620
10	18.531	15.027	13.963	47.521

Laps	Sector 1	Sector 2	Sector 3	Lap Time
11	18.495	15.008	14.079	47.582
12	18.534	15.157	14.085	47.776
13	18.690	15.078	13.990	47.758
14	18.492	14.945	13.985	47.422
15	18.528	14.967	13.989	47.484
16	18.516	14.926	14.022	47.464
17	18.468	14.968	13.987	47.423
18	18.453	14.934	13.992	47.379
19	18.529	14.939	13.968	47.436
20	18.540	14.930	13.959	47.429
21	18.540	14.971	13.963	47.474
22	18.467	14.949	13.978	47.394

Laps	Sector 1	Sector 2	Sector 3	Lap Time
No.103 Irlando Alex				
1	30.952	16.747	15.013	1:02.712
2	19.790	15.624	14.426	49.840
3	19.092	15.344	14.217	48.653
4	18.783	15.110	14.518	48.411
5	19.073	15.632	14.485	49.190
6	18.655	14.952	14.047	47.654
7	18.783	15.013	13.981	47.777
8	18.539	15.407	14.102	48.048
9	18.502	14.932	13.913	47.347
10	18.469	14.910	13.879	47.258
11	18.696	15.093	14.036	47.825
12	18.519	14.866	14.016	47.401
13	18.663	14.946	13.975	47.584

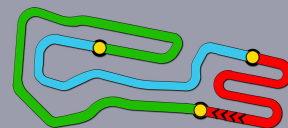
Laps	Sector 1	Sector 2	Sector 3	Lap Time
No.105 Petit Hubert				
1	25.006	16.820	15.454	57.280
2	19.797	15.675	14.551	50.023
3	19.677	15.695	14.317	49.689
4	18.892	15.188	14.269	48.349
5	19.149	15.275	14.494	48.918
6	19.000	15.143	14.097	48.240
7	19.059	15.027	14.048	48.134
8	18.663	15.221	14.056	47.940
9	18.891	15.180	14.138	48.209
10	18.613	15.082	14.658	48.353
11	19.974	15.127	15.088	50.189
12	18.807	15.162	14.067	48.036
13	18.695	15.028	14.039	47.762
14	19.055	14.993	14.106	48.154
15	18.674	14.928	14.055	47.657
16	18.648	14.930	13.957	47.535
17	18.541	14.936	13.992	47.469

Laps	Sector 1	Sector 2	Sector 3	Lap Time
18	18.671	14.944	14.094	47.709
19	18.581	14.898	14.094	47.573
20	18.585	15.020	14.124	47.729
21	18.657	15.043	14.551	48.251
22	18.844	15.073	14.194	48.111

Laps	Sector 1	Sector 2	Sector 3	Lap Time
No.110 Baciуска Rokas				
1	23.518	16.423	15.073	55.014
2	19.360	15.471	14.720	49.551
3	19.336	15.362	14.715	49.413
4	18.746	15.202	14.662	48.610
5	18.915	15.126	14.179	48.220
6	18.635	15.110	14.527	48.272
7	18.547	14.997	14.158	47.702
8	18.504	14.976	14.063	47.543
9	18.532	14.929	14.064	47.525
10	18.548	15.797	14.452	48.797
11	18.627			47.733
12	18.559	15.134	14.053	47.746
13	18.564	14.904	14.113	47.581
14	18.529	14.881	14.051	47.461
15	18.415	14.920	14.083	47.418
16	18.492	14.910	14.249	47.651
17	18.489	14.968	13.990	47.447
18	18.467	14.992	14.013	47.472
19	18.467	15.060	14.016	47.543
20	18.490	14.991	14.339	47.820
21	18.666	14.919	14.004	47.589
22	18.561	15.477	14.432	48.470

Laps	Sector 1	Sector 2	Sector 3	Lap Time
No.119 Renaudin Adrien				
1	21.920	16.392	14.959	53.271
2	19.754	15.746	14.397	49.897
3	19.334	15.362	14.284	48.980
4	18.737	15.073	14.100	47.910
5	18.621	14.999	14.133	47.753
6	18.682	14.926	14.006	47.614
7	18.764	14.998	14.211	47.973
8	18.977	15.045	14.015	48.037
9	18.566	14.970	13.946	47.482
10	18.504	14.946	13.937	47.387
11	18.527	14.899	13.947	47.373
12	18.578	14.867	13.953	47.398
13	18.525	14.900	13.942	47.367
14	18.556	14.925	13.937	47.418
15	18.557	14.969	13.975	47.501





KZ2

**Final (FIN)
Analysis**

For information purposes. No official / regulatory value

Laps	Sector 1	Sector 2	Sector 3	Lap Time
16	18.572	14.891	14.002	47.465
17	18.530	14.939	13.944	47.413
18	18.730	14.956	13.989	47.675
19	18.526	14.932	14.008	47.466
20	18.498	14.966	13.965	47.429
21	18.587	14.960	14.014	47.561
22	18.610	14.931	13.919	47.460

No.130 Schmitz Alexander

Laps	Sector 1	Sector 2	Sector 3	Lap Time
1	22.308	16.526	14.989	53.823
2	19.772	15.609	14.609	49.990
3	19.192	15.489	14.177	48.858
4	18.827	15.030	14.109	47.966
5	18.610	14.976	14.119	47.705
6	18.753	14.927	14.051	47.731
7	18.574	15.024	14.141	47.739
8	18.913	15.184	14.047	48.144
9	18.485	15.036	13.996	47.517
10	18.504	14.972	13.976	47.452
11	18.500	14.900	13.948	47.348
12	18.401	14.976	13.974	47.351
13	18.485	14.938	13.927	47.350
14	18.463	14.941	13.979	47.383
15	18.578	14.954	14.069	47.601
16	18.474	14.967	14.023	47.464
17	18.586	14.962	14.049	47.597
18	18.842	15.149	14.016	48.007
19	18.467	14.941	14.011	47.419
20	18.512	14.900	13.980	47.392
21	18.443	14.884	14.349	47.676
22	18.470	14.920	13.937	47.327

No.131 Dale Andrea

Laps	Sector 1	Sector 2	Sector 3	Lap Time
1	27.777	16.597	15.256	59.630
2	19.821	15.790	14.641	50.252
3	19.131	15.455	14.258	48.844
4	18.921	15.504	14.961	49.386
5	18.810	15.184	14.116	48.110
6	18.697	15.029	14.088	47.814
7	18.587	14.932	14.042	47.561
8	18.533	15.001	14.013	47.547
9	18.572			47.731
10	18.648	15.075	14.137	47.860
11	18.577	14.974	14.035	47.586
12	18.586	15.016	14.004	47.606
13	18.545	15.076	14.159	47.780

Laps	Sector 1	Sector 2	Sector 3	Lap Time
14	19.550	15.320	14.080	48.950
15	18.595	15.057	13.976	47.628
16	18.528	14.999	13.995	47.522
17	18.557	15.434	14.055	48.046
18	18.544	15.033	13.954	47.531
19	18.490	14.986	14.007	47.483
20	18.494	15.035	13.946	47.475
21	18.519	14.973	14.003	47.495
22	18.522	15.097	14.098	47.717

No.137 Celenta Francesco

Laps	Sector 1	Sector 2	Sector 3	Lap Time
1	21.492	15.840	14.718	52.050
2	19.700	15.494	14.431	49.625
3	19.084	15.356	14.254	48.694
4	18.718	15.154	14.786	48.658
5	18.963	15.127	14.221	48.311
6	18.635	15.207	14.101	47.943
7	18.611	15.013	14.054	47.678
8	18.516	15.010	13.998	47.524
9	18.510	14.984	14.079	47.573
10	18.461	14.896	14.055	47.412
11	18.522	14.872	14.087	47.481
12	18.503	14.887	14.062	47.452
13	18.560	14.935	14.086	47.581
14	18.475	14.892	13.987	47.354
15	18.526	14.987	14.015	47.528
16	18.467	14.951	13.974	47.392
17	18.441	14.915	14.014	47.370
18	18.488	14.895	13.985	47.368
19	18.503	14.863	14.020	47.386
20	18.472	14.926	14.040	47.438
21	18.475	14.932	14.019	47.426
22	18.492	14.991	13.993	47.476

No.138 Iglesias Jeremy

Laps	Sector 1	Sector 2	Sector 3	Lap Time
1	23.087	16.544	15.182	54.813
2	19.736	15.467	14.737	49.940
3	19.011	15.557	14.566	49.134
4	18.933	15.080	14.371	48.384
5	19.185	15.077	14.196	48.458
6	18.646	14.990	14.048	47.684
7	18.540	14.957	13.983	47.480
8	18.539	14.924	13.996	47.459
9	18.546	15.251	13.953	47.750
10	18.701	14.892	13.931	47.524
11	18.448	14.779	13.875	47.102

Laps	Sector 1	Sector 2	Sector 3	Lap Time
12	18.317	14.900	14.093	47.310
13	18.697	15.125	13.920	47.742
14	18.461	14.817	13.914	47.192
15	18.475	14.845	13.989	47.309
16	18.504	14.818	13.946	47.268
17	18.437	14.860	13.951	47.248
18	18.403	15.149	14.073	47.625
19	18.561	14.796	13.943	47.300
20	18.361	14.838	13.983	47.182
21	18.428	14.853	13.996	47.277
22	18.360	14.822	13.952	47.134

No.139 Gavrilov Klim

Laps	Sector 1	Sector 2	Sector 3	Lap Time
1	25.765	16.768	15.193	57.726
2	19.240	15.374	14.337	48.951
3	18.810	15.098	14.506	48.414
4	18.861	15.093	14.529	48.483
5	18.702	15.241	14.618	48.561
6	18.669	14.896	14.512	48.077
7	18.733	15.094	14.124	47.951
8	18.870	15.277	14.439	48.586
9	18.642	14.982	14.137	47.761
10	18.567	15.054	14.129	47.750
11	18.616	14.961	14.091	47.668
12	19.032	15.183	14.819	49.034
13	18.900	15.252	15.400	49.552
14	37.770	16.334	14.400	1:08.504
15	18.917	15.094	14.199	48.210
16	18.813	15.049	14.117	47.979
17	18.606	14.974	14.077	47.657
18	18.608	14.915	14.130	47.653
19	18.547	14.906	14.113	47.566
20	18.632	14.936	14.075	47.643
21	18.586	14.910	14.084	47.580
22	18.770	15.168	14.059	47.997

No.140 Chubarov Ivan

Laps	Sector 1	Sector 2	Sector 3	Lap Time
1	34.518	16.139	14.889	1:05.546
2	19.343	15.400	14.318	49.061
3	18.789	15.111	14.184	48.084
4	18.696	14.987	14.110	47.793
5	18.572	14.899	14.319	47.790
6	18.805			47.872
7	18.604	15.146	14.023	47.773
8	18.535	15.149	14.165	47.849
9	18.529	14.960	13.975	47.464

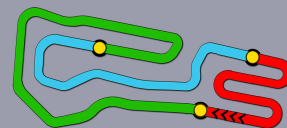


Scan this QR code for live timing



Timing service and charts editing provided by:

**Federazione Italiana
Cronometristi**



KZ2

**Final (FIN)
Analysis**

For information purposes. No official / regulatory value

Laps	Sector 1	Sector 2	Sector 3	Lap Time	Laps	Sector 1	Sector 2	Sector 3	Lap Time	Laps	Sector 1	Sector 2	Sector 3	Lap Time
10	18.465	14.930	14.034	47.429	8	18.587	14.979	14.043	47.609	6	18.584	14.996	14.133	47.713
11	18.850	14.980	14.062	47.892	9	18.626	14.945	14.045	47.616	7	18.539	14.891	14.127	47.557
12	18.498	14.924	14.061	47.483	10	18.586	15.309	14.543	48.438	8	18.531			47.515
13	18.556	14.913	14.003	47.472	11	18.677	14.973	14.109	47.759	9	18.509	14.923	14.093	47.525
14	18.980	15.090	14.056	48.126	12	18.607	15.011	14.114	47.732	10	18.527			47.472
15	18.534	14.924	14.074	47.532	13	18.563	14.979	14.051	47.593	11	18.576	14.934	14.539	48.049
16	18.546	14.933	14.033	47.512	14	18.723	14.977	13.980	47.680	12	18.566	14.856	14.039	47.461
17	18.522	15.061	13.999	47.582	15	18.552	14.973	14.043	47.568	13	18.563	14.849	14.020	47.432
18	18.500	14.874	14.021	47.395	16	18.511	14.908	14.085	47.504	14	18.805	15.024	14.179	48.008
19	18.444	14.830	13.985	47.259	17	18.594	14.912	14.052	47.558	15	18.547	14.834	14.032	47.413
20	18.509	14.861	13.935	47.305	18	18.599	14.911	14.006	47.516	16	18.563	14.814	14.033	47.410
21	18.463	14.838	13.999	47.300	19	18.565	14.936	14.023	47.524	17	18.526	14.918	14.031	47.475
22	18.408	14.844	13.981	47.233	20	18.552	14.921	14.087	47.560	18	18.471	14.920	14.056	47.447
No.141 Hanley Benjamin					21	18.646	14.910	14.072	47.628	19	18.528	14.904	14.025	47.457
1	21.447	15.774	14.596	51.817	22	18.513	15.367	14.439	48.319	20	18.528	14.933	14.008	47.469
2	19.839	15.617	14.545	50.001	No.145 Fife Joshua					21	18.480	14.949	14.148	47.577
3	19.125	15.314	14.304	48.743	1	26.947	16.443	15.322	58.712	22	18.576	14.939	14.278	47.793
4	18.827	15.248	14.203	48.278	2	19.778	15.696	14.996	50.470	No.150 Luyet Jean				
5	18.646	15.116	14.168	47.930	3	19.376	15.359	14.357	49.092	1	22.790	16.629	14.947	54.366
6	18.629	15.070	14.068	47.767	4	19.028	15.572	15.303	49.903	2	19.657	15.597	14.797	50.051
7	18.630	14.994	14.038	47.662	5	18.882	15.777	14.281	48.940	3	19.178			49.181
8	18.540	15.097	14.075	47.712	6	18.636			47.787	4	18.785	15.334	14.281	48.400
9	18.598	15.002	13.964	47.564	7	19.059	15.340	14.191	48.590	5	18.730	15.191	14.152	48.073
10	18.536	14.980	13.958	47.474	8	18.633	14.989	14.158	47.780	6	18.648			47.703
11	18.564	15.047	14.051	47.662	9	18.606	15.047	14.031	47.684	7	18.588	14.969	14.017	47.574
12	18.567	15.023	14.004	47.594	10	18.505			47.529	8	18.693	14.998	14.173	47.864
13	18.569	14.996	13.979	47.544	11	18.579	15.137	14.170	47.886	9	18.516	14.951	14.236	47.703
14	18.589	14.951	13.976	47.516	12	18.517			47.510	10	19.357	16.192	14.232	49.781
15	18.549	15.010	13.951	47.510	13	18.538	15.061	14.080	47.679	11	18.762			47.803
16	18.539	14.978	13.968	47.485	14	18.958	14.987	14.508	48.453	12	18.633	14.975	14.056	47.664
17	18.548	14.948	13.931	47.427	15	18.603	14.900	14.048	47.551	13	18.652	14.971	14.007	47.630
18	18.580	14.962	13.945	47.487	16	18.533	14.891	14.037	47.461	14	18.576	14.925	14.000	47.501
19	18.546	14.980	13.951	47.477	17	18.550	14.959	14.016	47.525	15	18.571	14.920	14.004	47.495
20	18.536	14.964	13.913	47.413	18	18.454	14.898	13.966	47.318	16	19.094	15.123	14.062	48.279
21	18.545	14.975	13.943	47.463	19	18.523	14.904	13.985	47.412	17	18.517	15.004	13.996	47.517
22	18.503	14.996	14.116	47.615	20	18.556	14.928	14.022	47.506	18	18.596			47.561
No.144 Gonzales Nicolas					21	18.550	14.900	14.189	47.639	19	18.547	15.102	13.964	47.613
1	23.375	19.114	15.129	57.618	22	18.496	14.899	14.392	47.787	20	18.531	15.022	14.152	47.705
2	19.238	15.370	14.318	48.926	No.146 Skaras Emil					21	18.544	14.920	13.939	47.403
3	18.877	15.265	14.210	48.352	1	33.806	16.324	14.998	1:05.128	22	18.809	15.439	14.269	48.517
4	18.922	15.131	14.313	48.366	2	19.774	15.441	14.503	49.718	No.151 Giardelli Alessandro				
5	18.823	15.079	14.218	48.120	3	19.291	15.196	14.275	48.762	1	23.782	16.401	15.130	55.313
6	18.601	15.000	14.574	48.175	4	18.760	15.150	14.215	48.125	2	19.300	15.447	14.706	49.453
7	18.806	15.065	14.007	47.878	5	18.604	15.107	14.183	47.894	3	19.047	15.285	14.647	48.979

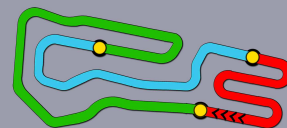


Scan this QR code for live timing



Timing service and charts editing provided by:

**Federazione Italiana
Cronometristi**



KZ2

**Final (FIN)
Analysis**

For information purposes. No official / regulatory value

Laps	Sector 1	Sector 2	Sector 3	Lap Time
4	18.840	15.182	14.453	48.475
5	18.765	15.099	14.213	48.077
6	18.795	15.105	14.097	47.997
7	18.655	14.966	14.094	47.715
8	18.567	14.938	14.092	47.597
9	18.570			47.633
10	18.997	15.847	14.432	49.276
11	18.672			47.725
12	18.612	14.880	14.305	47.797
13	18.535	14.890	14.034	47.459
14	18.556	14.893	13.978	47.427
15	18.505	14.876	14.005	47.386
16	18.494	15.085	14.697	48.276
17	18.561	14.852	13.971	47.384
18	18.535	14.893	13.979	47.407
19	18.535	14.996	14.036	47.567
20	18.513	14.935	14.085	47.533
21	18.548	14.869	13.934	47.351
22	18.728	15.485	14.306	48.519

No.157 Loubere Pierre				
1	23.324	16.551	15.226	55.101
2	19.581	15.486	14.719	49.786
3	19.212	15.433	14.575	49.220
4	18.894	15.125	14.339	48.358
5	18.769	15.337	14.146	48.252
6	19.182	15.186	14.104	48.472
7	18.668	14.926	14.009	47.603
8	18.528	14.943	14.091	47.562
9	18.491	15.074	14.104	47.669
10	18.700	15.150	14.127	47.977
11	18.482	14.905	13.970	47.357
12	18.441	14.915	14.033	47.389
13	18.458	14.904	13.873	47.235
14	18.486	14.944	13.945	47.375
15	18.437	14.995	13.988	47.420
16	18.458	14.937	13.959	47.354
17	18.631	15.800	14.183	48.614
18	18.548	15.008	13.956	47.512
19	18.448	14.947	13.959	47.354
20	18.505	14.918	13.956	47.379
21	18.660	14.867	13.966	47.493
22	18.438	14.963	14.121	47.522

No.158 Habulin Kristijan				
1	26.457	16.493	15.325	58.275

Laps	Sector 1	Sector 2	Sector 3	Lap Time
2	19.610	15.584	15.182	50.376
3	19.023	15.362	14.453	48.838
4	18.848	15.263	14.129	48.240
5	18.740	15.291	14.167	48.198
6	18.732			47.820
7	18.626	15.003	14.029	47.658
8	19.240	15.036	14.034	48.310
9	18.534	14.958	13.994	47.486
10	18.576	15.030	14.027	47.633
11	18.579	14.947	14.096	47.622
12	18.548	15.048	14.139	47.735
13	18.739	15.511	14.242	48.492
14	18.646	14.995	13.995	47.636
15	18.523	14.938	14.046	47.507
16	18.554	15.008	14.006	47.568
17	18.519	14.991	14.016	47.526
18	18.517	14.982	14.021	47.520
19	18.541	14.945	13.997	47.483
20	18.603	15.057	14.005	47.665
21	18.700	14.993	14.033	47.726
22	18.515	15.012	13.947	47.474

No.162 Puhakka Simo				
1	22.404	16.649	15.077	54.130
2	19.524	15.598	14.724	49.846
3	19.216	15.533	14.484	49.233
4	18.776	15.299	14.372	48.447
5	18.892	15.267	14.171	48.330
6	18.669	15.012	13.978	47.659
7	18.542	15.020	13.943	47.505
8	18.553	14.987	14.153	47.693
9	18.879	15.476	14.031	48.386
10	18.653	15.270	14.464	48.387
11	18.556	14.985	13.957	47.498
12	18.464	14.878	13.921	47.263
13	18.492	14.923	13.882	47.297
14	18.481	14.919	13.954	47.354
15	18.453	14.908	13.953	47.314
16	18.510	14.937	13.935	47.382
17	18.509	15.258	13.979	47.746
18	18.580	14.910	13.991	47.481
19	18.722	15.061	13.965	47.748
20	18.573	14.901	13.920	47.394
21	19.081	15.010	13.903	47.994
22	18.458	14.915	14.092	47.465

Laps	Sector 1	Sector 2	Sector 3	Lap Time
No.165 Dahlberg Alexander				
1	26.662	16.481	15.270	58.413
2	19.692	15.568	15.195	50.455
3	19.009	15.396	14.379	48.784
4	19.398	15.152	14.209	48.759
5	18.775	15.037	14.033	47.845
6	18.678	15.019	14.027	47.724
7	18.508	14.973	14.071	47.552
8	18.768	14.959	14.018	47.745
9	18.498	15.016	14.016	47.530
10	18.557	14.937	14.004	47.498
11	18.611	14.932	14.080	47.623
12	18.522	14.994	14.818	48.334
13	18.654	15.226	15.131	49.011
14	18.688	14.969	14.155	47.812

No.166 Longhi Riccardo				
1	26.297	16.212	16.075	58.584

No.168 Piccini Alessio				
1	21.942	16.044	15.444	53.430
2	19.610	15.530	14.561	49.701
3	19.303	15.349	14.314	48.966
4	18.786	15.175	14.200	48.161
5	18.759	15.251	14.145	48.155
6	19.226	15.081	14.131	48.438
7	18.654			47.773
8	18.905	15.036	14.210	48.151
9	18.607	15.042	13.990	47.639
10	18.559	14.972	13.968	47.499
11	18.467	14.963	13.958	47.388
12	18.507	14.937	14.511	47.955
13	18.968	15.441	14.103	48.512
14	18.597	14.930	13.952	47.479
15	18.473	14.994	13.964	47.431
16	18.513	14.930	13.960	47.403
17	18.906	15.079	14.011	47.996
18	18.517	14.954	13.953	47.424
19	18.792	15.040	13.943	47.775
20	18.565	14.901	13.939	47.405
21	19.352	15.151	13.990	48.493
22	18.794	15.288	14.101	48.183

No.181 Lorandi Leonardo				
1	22.926	15.961	15.396	54.283
2	19.373	15.587	14.712	49.672
3	18.908	15.358	14.514	48.780

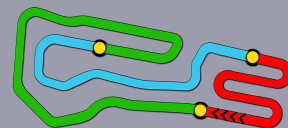


Scan this QR code for live timing



Timing service and charts editing provided by:

**Federazione Italiana
Cronometristi**



KZ2

Final (FIN) Analysis

For information purposes. No official / regulatory value

Laps	Sector 1	Sector 2	Sector 3	Lap Time
4	18.853	15.185	14.297	48.335
5	18.993	15.062	14.124	48.179
6	18.687	15.083	14.210	47.980

No.182 Persson Tornqvist Benjamin				
Laps	Sector 1	Sector 2	Sector 3	Lap Time
1	25.799	17.147	15.089	58.035
2	19.528	15.465	14.547	49.540
3	18.978	15.304	14.266	48.548
4	18.825	15.054	14.158	48.037
5	18.695	14.974	14.220	47.889
6	18.729	14.985	14.377	48.091
7	18.715	15.039	14.127	47.881
8	18.852	15.282	14.414	48.548
9	19.072			48.189
10	18.629	15.012	14.066	47.707
11	18.599	14.930	14.043	47.572
12	18.762	15.148	14.268	48.178
13	18.531	14.964	14.064	47.559
14	18.576	14.945	14.012	47.533
15	18.594	14.962	14.073	47.629
16	18.489	14.947	13.933	47.369
17	18.451	14.897	13.955	47.303
18	18.735	14.864	13.974	47.573
19	18.502	14.879	13.905	47.286
20	18.497	14.946	13.939	47.382
21	18.460	14.870	14.029	47.359
22	18.554	15.077	14.801	48.432

No.184 Pex Jorrit				
Laps	Sector 1	Sector 2	Sector 3	Lap Time
1	21.852	16.400	14.798	53.050
2	19.855	15.719	14.547	50.121
3	19.088	15.369	14.397	48.854
4	18.958	15.178	14.302	48.438
5	18.982	15.060	14.134	48.176
6	18.664	15.032	14.130	47.826
7	18.624	14.996	14.082	47.702
8	18.591	15.019	14.012	47.622
9	18.572	14.974	13.990	47.536
10	18.528	14.949	14.010	47.487
11	18.556	14.993	14.050	47.599
12	18.560	15.002	14.056	47.618
13	18.567	14.974	14.028	47.569
14	18.544	14.935	13.997	47.476
15	18.559	14.983	13.979	47.521
16	18.564	15.001	13.951	47.516
17	18.771	15.092	14.021	47.884

Laps	Sector 1	Sector 2	Sector 3	Lap Time
18	19.114	15.408	14.049	48.571
19	19.124	15.248	13.984	48.356
20	18.777	15.022	14.094	47.893
21	18.613	14.990	14.417	48.020
22	18.651	15.021	14.030	47.702

No.185 Pex Stan				
Laps	Sector 1	Sector 2	Sector 3	Lap Time
1	26.633	16.652	15.195	58.480
2	19.763	15.513	14.461	49.737
3	19.152	15.376	14.305	48.833
4	18.932	15.175	14.234	48.341
5	18.722	15.062	14.140	47.924
6	18.598	15.052	14.064	47.714
7	18.647	14.993	14.063	47.703
8	18.588	14.992	14.395	47.975
9	18.815			47.821
10	18.622	15.031	14.045	47.698
11	18.554	15.017	14.062	47.633
12	18.675	15.110	14.057	47.842
13	18.635	14.956	14.018	47.609
14	18.614	14.992	13.984	47.590
15	18.537	14.936	14.007	47.480
16	18.522	15.000	13.951	47.473
17	18.585	14.999	13.983	47.567
18	19.212	15.126	14.501	48.839
19	18.838	15.118	14.153	48.109
20	18.689	15.048	14.044	47.781
21	18.894	15.117	14.153	48.164

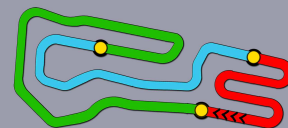
No.186 Lorandi Alessio				
Laps	Sector 1	Sector 2	Sector 3	Lap Time
1	25.090	16.161	14.878	56.129
2	19.403	15.595	14.458	49.456
3	18.879	15.391	14.398	48.668
4	18.891	15.178	14.280	48.349
5	18.853	15.093	14.175	48.121
6	18.609	15.288	14.293	48.190
7	18.672	14.948	13.978	47.598
8	18.514	14.942	14.044	47.500
9	18.532	14.991	14.015	47.538
10	18.649	15.725	14.484	48.858
11	18.474			47.713
12	18.509	14.957	14.261	47.727
13	18.543	14.864	14.044	47.451
14	18.482	14.903	13.997	47.382
15	18.467	14.897	14.029	47.393
16	18.586	14.948	14.092	47.626

Laps	Sector 1	Sector 2	Sector 3	Lap Time
17	18.418	14.972	13.985	47.375
18	18.559	14.932	14.136	47.627
19	18.576	14.901	13.964	47.441
20	18.468	14.842	13.946	47.256
21	18.403	14.780	13.965	47.148
22	18.422	15.402	14.349	48.173

No.187 Federer Fabian				
Laps	Sector 1	Sector 2	Sector 3	Lap Time
1	21.987	16.091	14.588	52.666
2	19.591	15.556	14.488	49.635
3	18.950	15.392	14.308	48.650
4	18.700	15.106	14.424	48.230
5	18.603	15.021	14.093	47.717
6	18.579	14.981	14.115	47.675
7	18.576	14.990	14.080	47.646
8	18.533	14.971	14.096	47.600
9	18.580	14.961	14.037	47.578
10	18.533	14.918	14.007	47.458
11	18.503	14.919	14.060	47.482
12	18.504	14.931	14.174	47.609
13	18.666	15.022	14.099	47.787
14	18.501	14.928	14.047	47.476
15	18.500	14.895	14.056	47.451
16	18.489	14.916	14.039	47.444
17	18.462	14.971	13.971	47.404
18	18.463	14.921	14.035	47.419
19	18.471	14.915	14.055	47.441
20	18.476	14.890	13.999	47.365
21	18.501	14.959	14.075	47.535
22	18.481	14.962	13.995	47.438

No.192 Palomba Giuseppe				
Laps	Sector 1	Sector 2	Sector 3	Lap Time
1	22.430	16.460	14.953	53.843
2	19.742	15.637	14.481	49.860
3	19.624	15.779	14.401	49.804
4	18.918	15.200	14.197	48.315
5	18.780	15.143	14.016	47.939
6	18.652	15.078	13.982	47.712
7	18.530	14.975	13.995	47.500
8	18.671	15.051	14.239	47.961
9	18.597	14.961	14.068	47.626
10	18.487	15.004	14.049	47.540
11	18.437	14.887	14.067	47.391
12	18.456	14.867	14.155	47.478
13	18.569	14.916	13.939	47.424
14	18.512	14.887	13.896	47.295





KZ2

Final (FIN) Analysis

For information purposes. No official / regulatory value

Laps	Sector 1	Sector 2	Sector 3	Lap Time
15	18.473	14.868	13.892	47.233
16	18.489	14.870	13.920	47.279
17	18.519	14.882	14.046	47.447
18	18.628	15.820	14.535	48.983
19	18.614	15.061	14.067	47.742
20	18.646	15.090	14.169	47.905
21	18.513	15.046	14.025	47.584
22	18.464	14.846	13.914	47.224

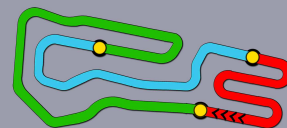
No.197 Cunati Simone

1	27.783	16.425	15.132	59.340
2	19.612	15.831	14.918	50.361
3	19.017	15.304	14.332	48.653
4	19.445	15.340	14.291	49.076
5	18.657	15.068	14.124	47.849
6	18.539	15.000	14.123	47.662
7	18.707	14.925	14.004	47.636
8	18.485	17.061	14.372	49.918
9	18.481	14.949	13.939	47.369
10	18.551	14.980	14.146	47.677
11	18.984	15.022	17.080	51.086

No.199 Torsellini Mirko

1	24.081	16.277	14.745	55.103
2	19.594	15.433	14.728	49.755
3	19.054	15.509	14.908	49.471
4	18.932	15.157	14.281	48.370
5	18.960	15.121	14.167	48.248
6	18.772	15.100	14.089	47.961
7	18.592	14.993	14.050	47.635
8	18.617	14.979	14.022	47.618
9	18.509	14.968	14.246	47.723
10	18.665	15.977	14.278	48.920
11	18.716			47.861
12	18.553	14.936	13.976	47.465
13	18.533	14.935	14.014	47.482
14	18.497	14.944	14.018	47.459
15	18.552	14.945	13.970	47.467
16	18.641	14.995	13.941	47.577
17	18.551	14.982	13.953	47.486
18	18.504	14.857	13.958	47.319
19	18.485			47.326
20	18.476	14.878	13.916	47.270
21	18.508	14.855	13.947	47.310
22	18.602	15.613	14.100	48.315





165	Dahlberg Alexander Birel Art / Tm / Bridgestone	92 Points	17	101	De Conto Paolo Crg / Tm / Bridgestone	86 Points
145	Fife Joshua Energy / Tm / Bridgestone	85 Points	16	105	Petit Hubert Sodikart / Tm / Bridgestone	76 Points
158	Habulin Kristijan Tb Kart / Tm / Bridgestone	75 Points	15	110	Baciuska Rokas Sodikart / Tm / Bridgestone	70 Points
131	Dale Andrea Crg / Tm / Bridgestone	67 Points	14	151	Giardelli Alessandro Crg / Tm / Bridgestone	67 Points
99	Dreezen Rick Birel Art / Tm / Bridgestone	66 Points	13	146	Skaras Emil Energy / Tm / Bridgestone	64 Points
197	Cunati Simone Topkart / Parilla / Bridgestone	61 Points	12	182	Persson Tornqvist Benjamin Crg / Tm / Bridgestone	61 Points
186	Lorandi Alessio Parolin / Tm / Bridgestone	61 Points	11	162	Puhakka Simo Tony Kart / Vortex / Bridgestone	58 Points
144	Gonzales Nicolas Maranello / Tm / Bridgestone	56 Points	10	119	Renaudin Adrien Sodikart / Tm / Bridgestone	55 Points
140	Chubarov Ivan Crocpromotion / Tm / Bridgestone	53 Points	9	138	Iglesias Jeremy Formula K / Tm / Bridgestone	53 Points
185	Pex Stan Crg / Tm / Bridgestone	52 Points	8	130	Schmitz Alexander Tony Kart / Vortex / Bridgestone	51 Points
139	Gavrilov Klim Crocpromotion / Tm / Bridgestone	47 Points	7	150	Luyet Jean Crg / Tm / Bridgestone	45 Points
199	Torsellini Mirko Kr / Parilla / Bridgestone	44 Points	6	192	Palomba Giuseppe Intrepid / Tm / Bridgestone	40 Points
103	Irlando Alex Sodikart / Tm / Bridgestone	36 Points	5	168	Piccini Alessio Tony Kart / Vortex / Bridgestone	34 Points
157	Loubere Pierre Praga / Tm / Bridgestone	31 Points	4	137	Celenta Francesco Praga / Tm / Bridgestone	24 Points
166	Longhi Riccardo Birel Art / Tm / Bridgestone	24 Points	3	184	Pex Jorrit Crg / Tm / Bridgestone	23 Points
187	Federer Fabian Crg / Tm / Bridgestone	19 Points	2	102	Abbase Anthony Sodikart / Tm / Bridgestone	17 Points
141	Hanley Benjamin Drago Corse / Tm / Bridgestone	9 Points	1	181	Lorandi Leonardo Tony Kart / Tm / Bridgestone	9 Points

POLE POSITION



Start : 18/02 - 16:30 22 Laps = 26,400 Km

23° WINTER CUP (ITA) 15-18/02/2018

FICR

Page 1 / 1

Apex Timing

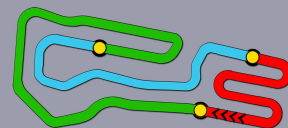


Scan this QR code for live timing



Timing service and charts editing provided by:

**Federazione Italiana
Cronometristi**



KZ2

Final Heats DEF RESULTS

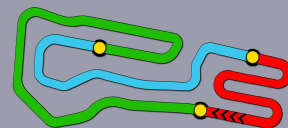
Document 68.1 OFFICIAL

Rnk	No.	Driver	Nat D.	Q	Q2	S1	S2	Points
1	181	Lorandi Leonardo	ITA	1	7	2	-	9
2	141	Hanley Benjamin	GBR	12	9	-	0	9
3	102	Abbasse Anthony	ITA	8	11	6	-	17
4	187	Federer Fabian	ITA	6	15	-	4	19
5	184	Pex Jorrit	NLD	17	21	-	2	23
6	166	Longhi Riccardo	ITA	3	20	4	-	24
7	137	Celenta Francesco	ITA	5	24	0	-	24
8	157	Loubere Pierre	ITA	22	28	-	3	31
9	168	Piccini Alessio	ITA	23	31	3	-	34
10	103	Irlando Alex	ITA	7	25	11	-	36
11	192	Palomba Giuseppe	ITA	10	24	-	16	40
12	199	Torsellini Mirko	ITA	14	35	-	9	44
13	150	Luyet Jean	CHE	21	40	-	5	45
14	139	Gavrilov Klim	RUS	18	33	14	-	47
15	130	Schmitz Alexander	DEU	11	38	13	-	51
16	185	Pex Stan	NLD	30	47	5	-	52
17	138	Iglesias Jeremy	ITA	13	45	-	8	53
18	140	Chubarov Ivan	RUS	31	44	9	-	53
19	119	Renaudin Adrien	ITA	41	36	19	-	55
20	144	Gonzales Nicolas	ITA	35	46	10	-	56
21	162	Puhakka Simo	FIN	19	48	-	10	58
22	186	Lorandi Alessio	ITA	2	32	-	29	61
23	182	Persson Tornqvist Benjamin	SWE	16	50	-	11	61
24	197	Cunati Simone	ITA	25	47	-	14	61
25	146	Skaras Emil	SWE	37	57	7	-	64
26	99	Dreezen Rick	BEL	34	45	-	21	66
27	151	Giardelli Alessandro	ITA	4	37	-	30	67
28	131	Dale Andrea	ITA	20	45	22	-	67
29	110	Baciuska Rokas	LTU	15	50	20	-	70
30	158	Habulin Kristijan	HRV	68	68	-	7	75
31	105	Petit Hubert	ITA	45	50	26	-	76
32	145	Fife Joshua	AUS	54	70	15	-	85
33	101	De Conto Paolo	ITA	9	52	-	34	86
34	165	Dahlberg Alexander	SWE	38	84	8	-	92

NOT QUALIFIED

35	127	Paul Maximilian	DEU	50	74	18	-	92
36	154	Denner Emilien	ITA	26	74	-	19	93
37	177	Fuoco Antonio	ITA	24	82	-	12	94
38	160	Vigano' Matteo	ITA	40	80	16	-	96
39	147	Sjokvist Isac	SWE	66	74	-	22	96
40	98	Comanducci Francesco	ITA	52	84	-	17	101
41	111	Buran Alessandro	ITA	32	85	17	-	102
42	123	Loussier Paul	ITA	71	82	21	-	103
43	114	Albanese Danilo	ITA	28	84	-	20	104
44	112	Lammers Bas	NLD	39	98	-	6	104





KZ2

Final Heats DEF RESULTS

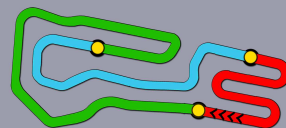
Document 68.1 OFFICIAL

Rnk	No.	Driver	Nat D.	Q	Q2	S1	S2	Points
45	167	Lanzeni William	ITA	29	94	12	-	106
46	113	Zanchi Matteo	ITA	56	93	-	13	106
47	172	Dzitievi Yuri	RUS	57	85	-	23	108
48	195	Hall Philip	SWE	60	85	24	-	109
49	134	Bengtsson Axel	SWE	62	87	-	24	111
50	124	Morardo Fabrizio	ITA	67	88	23	-	111
51	106	Leuillet Gabin	FRA	65	86	27	-	113
52	189	Vasile Daniel	ROU	48	99	-	15	114
53	194	De Vecchi Stefano	ITA	51	86	-	31	117
54	136	Rismyhr Finn	NOR	61	100	-	18	118
55	104	Leuillet Tom	FRA	33	91	29	-	120
56	170	Cebrian Gerard	ESP	55	96	-	25	121
57	115	Zani Christopher	ITA	49	90	-	32	122
58	142	Mihic Martin	SVN	78	97	25	-	122
59	171	Colombo Mirko	ITA	58	97	-	27	124
60	97	Rosina Michael	ITA	36	97	30	-	127
61	179	Nilsson Brandon	SWE	53	101	-	26	127
62	193	Fusco Giuseppe	ITA	46	99	31	-	130
63	121	Arnaud Hugo	FRA	69	102	28	-	130
64	132	Landais Thomas	FRA	47	103	-	28	131
65	153	Valenti Marco	ITA	59	99	32	-	131
66	183	Varhaug Pal	NOR	63	102	33	-	135
67	163	Peklin Ivan	UKR	64	102	-	33	135
68	161	Camplese Lorenzo	ITA	27	101	35	-	136

Not Classified

107	Nomblot Jean	FRA	80	110	-	-	
108	Valente Enzo	FRA	44	124	-	-	
109	Lay Gillian	FRA	74	105	-	-	
116	Mascialino Federico	ITA	75	103	-	-	
118	Rossini Nicola	ITA	93	125	-	-	
120	Zanetti Matteo	GBR	77	112	-	-	
122	Von Lerber Isabelle	CHE	81	118	-	-	
125	Reinhard Andre	CHE	72	111	-	-	
126	La Martina Vincenzo Alessio	ITA	85	146	-	-	
128	Chayka Sergiy	RUS	89	129	-	-	
129	Efrosinin Georgii	RUS	86	125	-	-	
133	Gemmill Oliver	GBR	92	125	-	-	
135	Rasmussen Oliver	DNK	43	150	-	-	
143	Berndt Tim	NLD	82	111	-	-	
148	Kochev Konstantin	RUS	84	137	-	-	
149	Munaretto Luca	ITA	73	111	-	-	
152	Berto Filippo	ITA	42	129	-	-	
155	Lang Hannah	GBR	76	120	-	-	
169	Evrard Paul	FRA	70	103	-	-	
173	Lopez Marc-oriol	ESP	91	136	-	-	





KZ2

Final Heats
DEF RESULTS

Document 68.1 OFFICIAL

Rnk	No.	Driver	Nat D.	Q1	Q2	S1	S2	Points
	174	Lopatin Andrew	BUL	94	148	-	-	
	175	Astashenko Anton	BUL	88	136	-	-	
	178	Ugran Filip	ROU	79	116	-	-	
	190	Attianese Luca	ITA	83	124	-	-	
	191	Sager Moritz	AUT	90	134	-	-	
	198	Forne Tomas Toni	ESP	87	118	-	-	

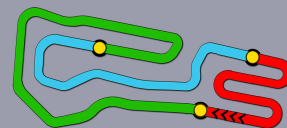


Scan this QR code for live timing



Timing service and charts editing provided by:

Federazione Italiana Cronometristi



Super Heat 2 (S2)

Document 67.1 OFFICIAL

KZ2 DEF. RESULTS

Rnk	No.	Entrant	Nat E.	Driver	Nat D.	Equipment	Time	Laps	Best Lap	Gap	Interv.	Sector 1	Sector 2	Sector 3	Penalty	Points
1	141	CROCPROMOTION SRL	ITA	Hanley Benjamin	GBR	Drago Corse / Tm / Bridgestone	12:31.688	15	48.914			19.056	15.306	14.552		0
2	184	CRG HOLLAND	NLD	Pex Jorrit	ITA	Crq / Tm / Bridgestone	12:31.850	15	48.773	0.162	0.162	19.087	15.320	14.366		2
3	157	PRAGA RACING TEAM	CZE	Loubere Pierre	ITA	Praga / Tm / Bridgestone	12:42.632	15	48.662	10.944	10.782	19.066	15.234	14.362		3
4	187	SRP RACING TEAM	DEU	Federer Fabian	ITA	Crq / Tm / Bridgestone	12:50.774	15	50.140	19.086	8.142	19.700	15.630	14.810		4
5	150	CRG SPA	ITA	Luyet Jean	CHE	Crq / Tm / Bridgestone	12:50.962	15	49.290	19.274	0.188	19.263	15.481	14.546		5
6	112	LION KART FACTORY RACING	NLD	Lammers Bas	NLD	Lion Kart / Tm / Bridgestone	12:51.077	15	48.888	19.389	0.115	19.109	15.380	14.399		6
7	158	KK1	HRV	Habulin Kristijan	HRV	Tb Kart / Tm / Bridgestone	12:51.381	15	48.888	19.693	0.304	19.163	15.350	14.375		7
8	138	FORMULA K	ITA	Iglesias Jeremy	ITA	Formula K / Tm / Bridgestone	12:51.867	15	49.427	20.179	0.486	19.418	15.522	14.487		8
9	199	KR MOTORSPORT	SWE	Torsellini Mirko	ITA	Kr / Parilla / Bridgestone	12:42.336	15	49.106	20.648	0.469	19.294	15.356	14.456	+10.000	9
10	162	TONY KART RACING TEAM	ITA	Puhakka Simo	FIN	Tony Kart / Vortex / Bridgestone	12:42.957	15	48.894	21.269	0.621	19.327	15.304	14.263	+10.000	10
11	182	CRG HOLLAND	NLD	Persson Tornqvist Benja	SWE	Crq / Tm / Bridgestone	12:54.914	15	49.365	23.226	1.957	19.404	15.416	14.545		11
12	177	TONY KART RACING TEAM	ITA	Fuoco Antonio	ITA	Tony Kart / Vortex / Bridgestone	12:59.669	15	49.530	27.981	4.755	19.352	15.415	14.763		12
13	113	ZANCHI MOTORSPORT	ITA	Zanchi Matteo	ITA	Tony Kart / Tm / Bridgestone	13:01.365	15	48.977	29.677	1.696	19.073	15.390	14.514		13
14	197	SCS SRL	ITA	Cunati Simone	ITA	Topkart / Parilla / Bridgestone	12:57.202	15	49.165	35.514	5.837	19.248	15.400	14.517	+10.000	14
15	189	DR SRL	ITA	Vasile Daniel	ROU	Dr / Modena Engines / Bridgestone	13:08.293	15	49.959	36.605	1.091	19.700	15.430	14.829		15
16	192	INTREPID DRIVER PROGRAM	ITA	Palomba Giuseppe	ITA	Intrepid / Tm / Bridgestone	13:00.895	15	48.964	39.207	2.602	19.203	15.433	14.328	+10.000	16
17	98	COMANUCCI ANDREA	ITA	Comanducci Francesco	ITA	Tony Kart / Tm / Bridgestone	13:01.526	15	48.611	39.838	0.631	19.023	15.242	14.346	+10.000	17
18	136	GACO RACING	NOR	Rismyhr Finn	NOR	Sodikart / Tm / Bridgestone	13:14.582	15	50.282	42.894	3.056	19.717	15.865	14.700		18
19	154	CRG SPA	ITA	Denner Emilien	ITA	Kalikart / Tm / Bridgestone	13:07.399	15	50.218	45.711	2.817	19.632	15.548	15.038	+10.000	19
20	114	ALBANESE DANILO	ITA	Albanese Danilo	ITA	Tony Kart / Vortex / Bridgestone	13:20.865	15	49.263	49.177	3.466	19.160	15.454	14.649		20
21	99	BIREL ART RACING KSW	AUS	Dreezen Rick	BEL	Birel Art / Tm / Bridgestone	11:49.942	14	48.785	1 Lap	1 Lap	19.250	15.239	14.296		21
22	147	ENERGY CORSE SRL	ITA	Sjokvist Isac	SWE	Energy / Tm / Bridgestone	12:34.058	14	50.172	1 Lap	44.116	19.705	15.637	14.830		22
23	172	WARD RACING	SWE	Dzitiev Yuri	RUS	Tony Kart / Tm / Bridgestone	12:36.320	14	51.050	1 Lap	2.262	19.726	15.796	15.528		23
24	134	KOSMIC RACING DEPARTEME	SWE	Bengtsson Axel	SWE	Kosmic / Vortex / Bridgestone	12:34.371	14	50.408	1 Lap	8.051	19.809	15.782	14.817	+10.000	24
25	170	CRG SPA	ITA	Cebrian Gerard	ESP	Crq / Tm / Bridgestone	12:35.095	14	50.427	1 Lap	0.724	19.787	15.758	14.882	+10.000	25
26	179	INTREPID DRIVER PROGRAM	SWE	Nilsson Brandon	SWE	Intrepid / Tm / Bridgestone	12:56.209	14	49.191	1 Lap	11.114	19.346	15.441	14.404		26
27	171	COLOMBO MIRKO	ITA	Colombo Mirko	ITA	Energy / Tm / Bridgestone	9:59.904	11	51.858	4 Laps	3 Laps	20.488	16.058	15.312		27
28	132	THOMAS LANDAIS	ITA	Landais Thomas	ITA	Sodikart / Tm / Bridgestone	10:03.475	11	51.422	4 Laps	3.571	20.432	15.824	15.166		28
29	186	BABY RACE DRIVER ACADEM	ITA	Lorandi Alessio	ITA	Parolin / Tm / Bridgestone	8:51.965	10	50.107	5 Laps	1 Lap	19.653	15.557	14.897		29
30	151	CRG SPA	ITA	Giardelli Alessandro	ITA	Crq / Tm / Bridgestone	9:20.419	10	52.364	5 Laps	28.454	20.242	16.169	15.953		30
31	194	RENDA MOTORSPORT	ITA	De Vecchi Stefano	ITA	Fk / Vortex / Bridgestone	7:34.464	8	51.758	7 Laps	2 Laps	20.043	16.061	15.654		31
32	115	BRM RACING	ITA	Zani Christopher	ITA	Brm / Tm / Bridgestone	2:55.353	3	55.813	12 Laps	5 Laps	20.868	18.109	16.836		32
33	163	MARANELLO KART	ITA	Peklin Ivan	UKR	Maranello / Tm / Bridgestone	3:27.053	3	56.385	12 Laps	31.700	22.689	17.074	16.622		33
34	101	CRG SPA	ITA	De Conto Paolo	ITA	Crq / Tm / Bridgestone	3.560	0		15 Laps	3 Laps					34

No.199 Torsellini Mirko : Time penalty of 10". According to steward's decision n°220

No.162 Puhakka Simo : Time penalty of 10". According to steward's decision n°219

No.197 Cunati Simone : Time penalty of 10". According to steward's decision n°221

No.192 Palomba Giuseppe : Time penalty of 10". According to steward's decision n°222

No.98 Comanducci Francesco : Time penalty of 10". According to steward's decision n°223

No.154 Denner Emilien : Time penalty of 10". According to steward's decision n°224

No.134 Bengtsson Axel : Time penalty of 10". According to steward's decision n°217

No.170 Cebrian Gerard : Time penalty of 10". According to steward's decision n°218

Leaders : No.141 Hanley Benjamin (1-15)

Start Time : 18/02 - 15:12:36

Best Lap : No.98 Comanducci Francesco 48.611 88,86 Kph

Weather : Cloudy Air : 4°C Track : Wet

Event Record : No.181 Lorandi Leonardo 46.693 92,51 Kph

No.151 02:35 Lap 2

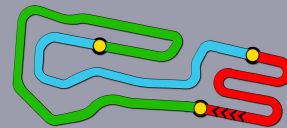


Scan this QR code for live timing



Timing service and charts editing provided by:

Federazione Italiana Cronometristi



KZ2

Super Heat 2 (S2) Lap Chart

For information purposes. No official / regulatory value

	1	2	3	4	5	6	7	8	9	10	11	12	13	14	15	16	17	18	19	20	21	22	23	24	25	26	27	28	29	30	31	32	33	34
Grid	141	187	184	192	157	186	199	151	150	138	99	197	162	182	101	158	154	147	177	114	98	172	194	134	115	113	170	171	112	189	136	179	163	132
Start	141	187	184	192	157	186	199	138	151	150	99	162	197	101	154	182	158	177	147	115	172	98	112	114	113	171	170	132	194	189	179	136	134	163
Lap 1 Interval	141	184	187	157	199	99	162	138	154	192	150	115	182	112	197	158	177	113	186	171	98	189	114	132	179	134	136	172	194	147	170	163	151	
		0.6	0.3	0.8	0.6	0.8	1.4	1.3	0.1	0.2	0.3	0.5	0.2	0.4	0.1	0.3	0.4	0.2	0.5	1.0	1.3	0.5	0.2	0.1	0.1	0.2	0.4	0.6	1.1	0.7	0.2	0.3	3.5	
Lap 2	141	184	187	157	199	99	162	138	192	150	182	154	112	197	158	177	186	115	113	171	189	98	136	114	172	132	134	147	170	194	163	151	179	
		0.2	1.6	1.3	0.0	1.3	1.0	0.2	2.0	0.0	0.9	0.1	0.2	0.4	0.3	1.2	0.5	0.3	0.1	0.2	1.4	0.0	1.2	2.3	0.6	0.4	0.7	0.3	0.0	1.4	0.0	3.6	13.9	
Lap 3	141	184	187	157	199	99	162	138	192	150	182	197	154	112	158	177	113	186	171	98	189	115	136	114	172	132	134	170	194	147	151	179	163	
		0.6	1.9	0.9	0.4	0.9	1.8	1.9	0.2	0.9	0.3	1.0	1.0	0.1	0.1	1.1	0.0	0.7	0.3	0.7	0.3	0.9	0.2	3.7	0.1	0.4	0.4	0.8	3.3	0.6	0.4	14.0	7.1	
Lap 4	141	184	187	199	157	99	162	138	192	150	182	197	112	158	154	113	177	186	98	171	189	136	114	172	134	170	132	147	151	194	179			
		0.9	2.3	1.0	0.9	0.1	1.5	2.8	0.9	0.9	0.1	0.5	0.9	0.3	1.6	0.0	0.1	0.5	0.2	1.2	1.0	0.9	4.1	1.6	0.0	0.8	0.5	3.4	1.2	0.5	11.3			
Lap 5	141	184	187	199	157	99	162	138	192	150	182	197	158	112	113	154	177	186	98	189	171	136	114	134	172	170	132	147	151	194	179			
		0.8	3.4	0.1	1.2	0.2	1.1	3.5	0.7	1.6	0.3	0.1	0.5	1.4	0.9	1.1	0.3	0.1	0.2	1.2	0.7	0.7	4.7	2.3	0.6	0.2	1.1	2.2	2.7	0.5	10.1			
Lap 6	141	184	187	199	99	162	157	138	150	197	158	192	182	112	113	154	177	186	98	189	171	136	114	134	172	170	132	147	151	194	179			
		0.4	4.3	0.5	0.5	0.9	0.2	3.3	3.3	0.4	0.1	1.3	0.6	0.2	0.9	1.4	0.4	0.3	0.4	0.3	2.1	1.5	4.9	1.1	0.4	0.2	3.1	0.0	3.9	0.6	11.9			
Lap 7	141	184	199	187	99	162	157	138	150	197	158	182	112	154	177	186	113	98	189	192	171	136	114	134	170	172	147	132	194	151	179			
		0.3	5.7	0.0	0.0	0.5	2.1	2.0	3.2	0.3	0.3	1.9	0.4	3.4	0.3	0.2	0.8	1.5	0.3	0.3	1.9	2.3	0.3	4.6	0.5	0.6	1.2	2.2	1.1	3.2	0.7	10.8		
Lap 8	141	184	199	99	187	162	157	138	150	158	197	182	112	177	186	154	98	113	192	189	136	171	114	134	172	170	147	132	151	194	179			
		0.2	6.5	0.2	0.7	0.6	1.4	2.5	2.2	0.9	0.2	2.2	0.1	3.9	1.2	0.5	0.0	0.6	1.5	0.3	2.7	0.7	3.2	1.3	1.7	0.0	4.0	0.2	4.7	1.3	13.8			
Lap 9	141	184	199	99	187	162	157	138	150	197	158	112	182	177	186	98	154	113	192	189	136	171	134	114	170	172	147	132	151	179				
		0.5	6.5	0.2	1.3	0.2	0.7	2.9	2.7	2.6	0.2	0.8	1.5	2.4	2.0	0.2	0.5	0.5	0.5	1.4	2.4	3.2	4.1	0.8	0.4	0.9	2.0	0.5	8.2	13.0				
Lap 10	141	184	99	199	162	157	187	138	150	158	112	197	182	177	186	98	113	192	154	189	136	171	170	134	114	172	147	132	151	179				
		0.7	6.5	0.7	1.1	0.3	1.8	1.3	3.5	2.8	0.2	0.3	1.7	2.9	1.4	0.3	0.7	0.2	0.3	2.8	1.4	8.3	0.9	0.5	0.7	0.1	1.4	1.3	8.8	10.4				
Lap 11	141	184	99	199	162	157	187	138	150	158	112	197	182	177	113	98	192	154	189	136	170	134	114	171	172	147	132	179						
		0.6	6.8	0.8	1.5	0.3	3.1	0.9	3.1	2.1	0.2	0.5	1.5	3.4	2.4	0.4	0.5	0.0	3.7	0.5	10.0	0.8	0.2	0.6	0.2	1.0	2.2	16.7						
Lap 12	141	184	99	199	162	157	187	138	150	158	112	197	182	177	192	113	98	154	189	136	170	114	134	147	172	179								
		0.6	6.4	1.8	0.5	0.5	4.6	0.0	2.7	1.9	0.3	0.5	1.9	4.0	2.9	0.2	0.1	0.3	3.6	0.9	11.3	0.0	0.1	1.0	0.3	25.3								
Lap 13	141	184	99	199	162	157	187	138	150	158	112	197	182	177	192	113	98	154	189	136	114	147	134	170	172	179								
		0.6	7.0	1.7	0.0	0.3	6.3	0.1	1.5	1.5	0.3	1.1	1.9	4.5	2.2	0.6	0.1	1.7	2.5	5.5	7.3	2.9	0.3	0.7	0.6	21.7								
Lap 14	141	184	99	199	162	157	187	138	150	158	112	182	197	177	192	113	98	154	189	136	114	147	134	170	172	179								
		0.4	7.2	1.8	0.1	0.2	7.6	0.1	0.4	0.9	0.3	3.7	2.2	2.4	1.4	0.7	0.5	3.4	1.7	5.8	5.9	4.1	0.3	0.7	1.2	19.8								
Lap 15	141	184	199	157	162	187	150	112	158	138	182	197	177	192	113	98	154	189	136	114														
		0.1	10.4	0.2	0.3	7.8	0.1	0.1	0.3	0.4	3.0	2.2	2.4	1.2	0.4	0.1	5.8	0.8	6.2	6.2														

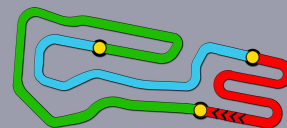


Scan this QR code for live timing



Timing service and charts editing provided by:

**Federazione Italiana
Cronometristi**



KZ2

Super Heat 2 (S2) Analysis

For information purposes. No official / regulatory value

Laps	Sector 1	Sector 2	Sector 3	Lap Time
No.98 Comanducci Francesco				
1	26.962	18.803	16.997	1:02.762
2	21.386	16.269	16.389	54.044
3	20.656	16.415	15.537	52.608
4	20.448	15.918	14.960	51.326
5	20.184	16.171	15.783	52.138
6	20.328	15.625	15.441	51.394
7	19.686	16.346	17.077	53.109
8	19.553	15.359	14.671	49.583
9	20.141	15.322	15.057	50.520
10	19.403	15.963	14.786	50.152
11	19.227	15.323	16.388	50.938
12	19.305	16.435	14.745	50.485
13	19.611	15.327	14.753	49.691
14	19.617	15.319	14.559	49.495
15	19.023	15.242	14.346	48.611

Laps	Sector 1	Sector 2	Sector 3	Lap Time
No.99 Dreezen Rick				
1	23.867	16.289	15.241	55.397
2	21.497	16.703	15.151	53.351
3	20.743	15.883	14.784	51.410
4	20.349	15.798	14.823	50.970
5	20.066	15.629	14.833	50.528
6	19.551	15.623	14.664	49.838
7	19.439	15.430	14.887	49.756
8	20.097	15.369	14.531	49.997
9	19.458	15.472	14.624	49.554
10	19.386	15.348	14.472	49.206
11	19.284	15.389	14.424	49.097
12	19.250	15.239	14.296	48.785
13	19.336	15.535	14.660	49.531
14	19.445	15.384	14.440	49.269

Laps	Sector 1	Sector 2	Sector 3	Lap Time
No.112 Lammers Bas				
1	25.553	17.518	15.638	58.709
2	21.393	16.328	15.552	53.273
3	21.716	16.673	15.787	54.176
4	20.820	15.801	14.902	51.523
5	20.107	15.555	16.553	52.215
6	19.848	15.847	15.051	50.746
7	19.766	15.703	14.845	50.314
8	19.607	15.811	14.724	50.142
9	19.716	15.692	14.682	50.090
10	19.275	15.405	14.907	49.587
11	19.287	15.393	14.545	49.225
12	19.147	15.440	14.627	49.214

Laps	Sector 1	Sector 2	Sector 3	Lap Time
13	19.109	15.380	14.399	48.888
14	19.173	15.212	14.549	48.934
15	19.027	15.653	14.657	49.337
No.113 Zanchi Matteo				
1	26.638	17.294	15.839	59.771
2	22.643	16.422	16.117	55.182
3	20.972	16.328	15.259	52.559
4	20.686	16.079	15.401	52.166
5	20.323	15.684	15.144	51.151
6	20.173	15.580	14.939	50.692
7	19.888	19.370	14.915	54.173
8	20.302	15.796	15.688	51.786
9	20.433	15.485	15.021	50.939
10	19.687	15.364	14.839	49.890
11	19.422	15.739	14.614	49.775
12	20.181	15.413	15.132	50.726
13	19.572	15.363	14.775	49.710
14	19.388	15.321	14.399	49.108
15	19.073	15.390	14.514	48.977

Laps	Sector 1	Sector 2	Sector 3	Lap Time
No.114 Albanese Danilo				
1	28.033	18.229	17.232	1:03.494
2	21.873	18.027	17.012	56.912
3	21.554	16.416	16.214	54.184
4	20.841	15.915	16.657	53.413
5	20.762	15.916	15.628	52.306
6	20.324	17.165	15.303	52.792
7	20.254	15.621	16.457	52.332
8	20.238	15.651	14.871	50.760
9	19.539	19.710	15.673	54.922
10	19.898	15.966	16.843	52.707
11	19.543	16.013	15.139	50.695
12	19.591	15.824	15.484	50.899
13	20.155	15.511	14.849	50.515
14	19.160	15.454	14.649	49.263
15	20.195	15.901	14.842	50.938

Laps	Sector 1	Sector 2	Sector 3	Lap Time
No.115 Zani Christopher				
1	25.102	17.300	15.831	58.233
2	21.273	18.951	16.609	56.833
3	20.868	18.109	16.836	55.813

Laps	Sector 1	Sector 2	Sector 3	Lap Time
No.132 Landais Thomas				
1	27.454	18.094	17.640	1:03.188
2	21.991	18.617	17.334	57.942
3	21.285	16.537	15.885	53.707
4	21.717	18.039	16.056	55.812

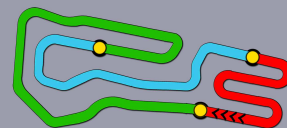
Laps	Sector 1	Sector 2	Sector 3	Lap Time
5	21.228	16.791	15.563	53.582
6	20.940	16.030	16.459	53.429
7	21.247	16.055	15.887	53.189
8	20.719	16.181	15.503	52.403
9	20.432	15.824	15.166	51.422
10	20.253	16.302	15.144	51.699
11	20.487	15.911	15.545	51.943

Laps	Sector 1	Sector 2	Sector 3	Lap Time
No.134 Bengtsson Axel				
1	27.765	19.097	16.263	1:03.125
2	22.477	18.151	17.625	58.253
3	21.300	16.671	15.430	53.401
4	20.853	17.400	15.710	53.963
5	20.755	16.304	15.886	52.945
6	20.462	16.127	15.006	51.595
7	20.347	15.964	15.394	51.705
8	20.123	16.626	14.893	51.642
9	20.170	16.188	16.319	52.677
10	20.174	16.308	16.299	52.781
11	20.030	16.108	15.097	51.235
12	19.968	16.120	15.240	51.328
13	20.532	15.862	17.240	53.634
14	19.809	15.782	14.817	50.408

Laps	Sector 1	Sector 2	Sector 3	Lap Time
No.136 Rismyhr Finn				
1	28.429	18.787	16.342	1:03.558
2	21.737	16.439	15.361	53.537
3	20.486	16.129	16.225	52.840
4	20.844	16.148	15.948	52.940
5	20.226	15.980	15.548	51.754
6	21.345	16.050	15.232	52.627
7	20.475	16.470	15.613	52.558
8	20.164	16.273	14.999	51.436
9	20.017	15.811	14.856	50.684
10	19.717	15.865	14.700	50.282
11	19.860	15.717	14.705	50.282
12	19.726	15.608	15.274	50.608
13	19.779	19.556	15.228	54.563
14	19.943	15.918	14.806	50.667
15	19.645	16.003	14.932	50.580

Laps	Sector 1	Sector 2	Sector 3	Lap Time
No.138 Iglesias Jeremy				
1	25.737	16.930	15.624	58.291
2	20.864	15.905	15.085	51.854
3	20.503	16.994	16.426	53.923
4	20.065	15.721	15.876	51.662
5	20.182	15.679	14.853	50.714





KZ2

Super Heat 2 (S2) Analysis

For information purposes. No official / regulatory value

Laps	Sector 1	Sector 2	Sector 3	Lap Time
6	19.538	15.598	14.608	49.744
7	19.884	15.482	14.590	49.956
8	19.465	15.489	15.697	50.651
9	19.506	15.440	14.509	49.455
10	19.418	15.522	14.487	49.427
11	19.176	15.372	15.754	50.302
12	19.461	15.595	14.771	49.827
13	19.897	15.745	14.773	50.415
14	19.616	16.530	14.437	50.583
15	20.207	15.957	15.771	51.935

No.141 Hanley Benjamin				
1	22.080	16.411	15.234	53.725
2	20.775	16.020	15.266	52.061
3	19.966	15.733	15.382	51.081
4	19.849	15.684	14.886	50.419
5	19.438	15.650	14.924	50.012
6	19.593	15.440	14.931	49.964
7	19.401	15.428	14.628	49.457
8	19.129	15.404	14.594	49.127
9	19.192	15.344	14.744	49.280
10	19.054	15.262	15.010	49.326
11	19.056	15.306	14.552	48.914
12	18.933	15.268	14.974	49.175
13	19.147	15.246	14.558	48.951
14	18.984	15.297	14.859	49.140
15	19.396	15.407	14.699	49.502

No.147 Sjkovist Isac				
1	28.812	19.867	18.931	1:07.610
2	21.641	17.093	16.799	55.533
3	21.361	19.962	16.592	57.915
4	21.420	16.824	15.732	53.976
5	20.672	16.149	15.538	52.359
6	20.191	15.764	15.269	51.224
7	20.403	16.309	15.240	51.952
8	20.999	16.717	15.619	53.335
9	19.996	15.909	15.214	51.119
10	19.714	16.190	15.041	50.945
11	19.602	16.373	15.005	50.980
12	19.705	15.637	14.830	50.172
13	19.747	15.917	16.620	52.284
14	19.949	15.661	14.800	50.410

No.150 Luyet Jean				
1	26.120	16.941	15.880	58.941
2	21.635	16.209	15.426	53.270

Laps	Sector 1	Sector 2	Sector 3	Lap Time
3	21.094	15.829	15.992	52.915
4	21.254	15.882	15.266	52.402
5	20.557	15.602	15.100	51.259
6	19.883	15.767	14.989	50.639
7	19.764	15.557	14.623	49.944
8	19.684	15.401	14.545	49.630
9	20.040	15.357	14.509	49.906
10	19.561	15.429	15.227	50.217
11	19.597	15.542	14.796	49.935
12	19.555	15.422	14.406	49.383
13	19.263	15.481	14.546	49.290
14	19.398	15.547	14.543	49.488
15	19.606	15.855	15.081	50.542

No.151 Giardelli Alessandro				
1			18.176	1:12.891
2	23.054	16.940	16.481	56.475
3	20.653	16.905	15.670	53.228
4	21.762	16.502	16.461	54.725
5	20.655	17.130	16.150	53.935
6	20.242	16.169	15.953	52.364
7	20.272	15.909	17.025	53.206
8	20.231	15.897	17.015	53.143
9	19.879	15.937	19.078	54.894
10	19.785	15.623	16.969	52.377

No.154 Denner Emilien				
1	24.733	16.952	16.110	57.795
2	22.589	16.457	15.811	54.857
3	21.336	17.172	15.739	54.247
4	21.560	16.107	16.000	53.667
5	20.182	16.713	15.507	52.402
6	20.222	15.663	15.058	50.943
7	20.135	16.047	15.179	51.361
8	20.867	15.679	15.968	52.514
9	19.860	15.431	15.797	51.088
10	19.900	15.443	15.642	50.985
11	19.632	15.548	15.038	50.218
12	19.836	15.406	14.996	50.238
13	19.638	15.412	16.014	51.064
14	19.951	15.762	15.518	51.231
15	19.956	15.534	15.507	50.997

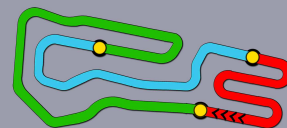
No.157 Loubere Pierre				
1	22.595	16.451	15.611	54.657
2	20.490	16.560	16.391	53.441
3	20.226	16.150	14.962	51.338

Laps	Sector 1	Sector 2	Sector 3	Lap Time
4	20.172	15.879	16.170	52.221
5	19.881	15.832	14.786	50.499
6	19.623	15.615	16.010	51.248
7	19.591	15.670	16.049	51.310
8	19.766	15.611	14.713	50.090
9	19.250	15.401	14.432	49.083
10	19.210	15.446	14.520	49.176
11	19.555	15.328	14.539	49.422
12	19.289	15.372	14.516	49.177
13	19.066	15.234	14.362	48.662
14	19.485	15.373	14.408	49.266
15	19.174	16.099	15.239	50.512

No.158 Habulin Kristijan				
1	26.402	17.595	15.919	59.916
2	21.281	16.773	15.459	53.513
3	21.310	16.562	15.743	53.615
4	20.820	16.005	14.891	51.716
5	19.837	15.834	14.720	50.391
6	19.742	15.700	14.563	50.005
7	19.851	15.580	14.692	50.123
8	19.643	15.589	14.671	49.903
9	19.548	15.568	16.772	51.888
10	19.499	15.644	15.013	50.156
11	19.314	15.417	14.493	49.224
12	19.285	15.388	14.485	49.158
13	19.213	15.385	14.295	48.893
14	19.163	15.350	14.375	48.888
15	19.154	15.667	15.179	50.000

No.162 Puhakka Simo				
1	24.748	16.631	15.291	56.670
2	21.564	16.287	15.119	52.970
3	21.262	15.995	15.001	52.258
4	20.312	15.722	14.644	50.678
5	19.817	15.700	14.566	50.083
6	19.541	15.546	14.508	49.595
7	19.519	15.506	14.418	49.443
8	19.907	15.533	15.320	50.760
9	19.587	15.472	14.749	49.808
10	19.560	15.558	14.454	49.572
11	19.668	15.382	14.426	49.476
12	19.327	15.304	14.263	48.894
13	19.215	15.216	14.466	48.897
14	19.543	15.515	14.334	49.392
15	19.185	16.174	15.705	51.064





KZ2

Super Heat 2 (S2) Analysis

For information purposes. No official / regulatory value

Laps	Sector 1	Sector 2	Sector 3	Lap Time
No.163 Peklin Ivan				
1	28.495	18.705	19.441	1:06.641
2	22.689	17.074	16.622	56.385
3	41.443	19.700	17.037	1:18.180

Laps	Sector 1	Sector 2	Sector 3	Lap Time
No.170 Cebrian Gerard				
1	26.559	22.305	18.169	1:07.033
2	22.336	16.655	16.321	55.312
3	21.400	17.037	15.468	53.905
4	20.801	17.130	15.979	53.910
5	21.097	16.192	15.728	53.017
6	20.362	15.949	15.113	51.424
7	20.442	16.068	15.095	51.605
8	20.124	16.262	16.405	52.791
9	20.034	16.415	15.720	52.169
10	19.826	15.936	15.139	50.901
11	19.860	16.179	14.975	51.014
12	19.836	16.945	15.180	51.961
13	20.564	15.765	18.195	54.524
14	19.787	15.758	14.882	50.427

Laps	Sector 1	Sector 2	Sector 3	Lap Time
No.171 Colombo Mirko				
1	27.027	17.704	16.313	1:01.044
2	21.269	16.625	16.072	53.966
3	21.298	16.588	15.427	53.313
4	20.620	16.994	15.683	53.297
5	20.247	16.174	16.483	52.904
6	20.488	16.058	15.312	51.858
7	20.051	18.179	15.484	53.714
8	20.341	16.247	16.019	52.607
9	20.366	16.101	16.634	53.101
10	20.109	17.851	17.450	55.410
11	20.513	16.952	16.224	53.689

Laps	Sector 1	Sector 2	Sector 3	Lap Time
No.172 Dzitiev Yuri				
1	30.237	18.592	16.532	1:05.361
2	21.604	17.668	16.608	55.880
3	21.653	16.371	15.692	53.716
4	20.872	17.003	16.996	54.871
5	21.345	16.252	16.049	53.646
6	20.289	15.987	15.153	51.429
7	20.260	15.809	16.985	53.054
8	20.285	15.785	15.429	51.499
9	19.754	16.652	16.815	53.221
10	19.884	15.593	16.013	51.490
11	20.013	15.642	15.768	51.423
12	19.444	15.817	16.333	51.594

Laps	Sector 1	Sector 2	Sector 3	Lap Time
13	22.873	15.493	15.163	53.529
14	19.726	15.796	15.528	51.050

Laps	Sector 1	Sector 2	Sector 3	Lap Time
No.177 Fuoco Antonio				
1	26.123	18.255	15.764	1:00.142
2	21.702	17.081	15.541	54.324
3	20.548	16.559	16.443	53.550
4	20.505	16.189	15.676	52.370
5	20.754	16.213	15.573	52.540
6	20.132	15.807	15.146	51.085
7	19.921	16.086	15.191	51.198
8	19.970	15.542	14.806	50.318
9	19.618	15.654	14.857	50.129
10	19.396	15.885	15.384	50.665
11	19.646	15.563	14.667	49.876
12	19.483	15.575	14.949	50.007
13	19.457	15.482	15.093	50.032
14	19.611	15.529	14.585	49.725
15	19.352	15.415	14.763	49.530

Laps	Sector 1	Sector 2	Sector 3	Lap Time
No.179 Nilsson Brandon				
1	27.947	18.635	16.747	1:03.329
2	22.750	39.181	16.046	1:17.977
3	20.500	16.276	16.572	53.348
4	21.006	16.238	15.251	52.495
5	20.316	15.800	16.679	52.795
6	19.829	16.396	18.092	54.317
7	20.373	15.981	14.988	51.342
8	26.584	16.263	14.688	57.535
9	21.445	15.671	15.632	52.748
10	19.652	15.524	14.616	49.792
11	19.400	15.381	14.538	49.319
12	19.395	22.267	15.240	56.902
13	19.793	15.556	14.568	49.917
14	19.346	15.441	14.404	49.191

Laps	Sector 1	Sector 2	Sector 3	Lap Time
No.182 Persson Tornqvist Benjamin				
1	25.773	17.599	15.714	59.086
2	21.480	16.523	15.358	53.361
3	20.657	16.089	15.552	52.298
4	21.172	16.089	15.003	52.264
5	20.552	15.760	15.173	51.485
6	21.846	15.944	14.932	52.722
7	19.872	15.682	14.565	50.119
8	19.822	15.914	14.692	50.428
9	20.812	16.103	14.843	51.758
10	19.609	15.663	14.844	50.116

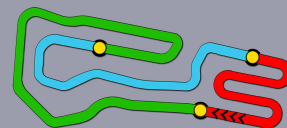
Laps	Sector 1	Sector 2	Sector 3	Lap Time
11	19.404	15.416	14.545	49.365
12	19.339	15.416	14.722	49.477
13	19.238	15.445	14.845	49.528
14	19.460	15.451	14.696	49.607
15	19.507	15.347	14.564	49.418

Laps	Sector 1	Sector 2	Sector 3	Lap Time
No.184 Pex Jorrit				
1	22.332	16.392	15.343	54.067
2	20.667	15.889	15.094	51.650
3	20.204	15.803	15.407	51.414
4	20.015	15.663	15.060	50.738
5	19.664	15.523	14.793	49.980
6	19.477	15.442	14.644	49.563
7	19.368	15.376	14.601	49.345
8	19.206	15.300	14.468	48.974
9	19.238	15.815	14.553	49.606
10	19.002	15.325	15.193	49.520
11	19.087	15.320	14.366	48.773
12	19.350	15.415	14.408	49.173
13	19.260	15.278	14.406	48.944
14	19.286	15.193	14.519	48.998
15	19.374	15.256	14.574	49.204

Laps	Sector 1	Sector 2	Sector 3	Lap Time
No.186 Lorandi Alessio				
1	29.014	17.378	15.915	1:02.307
2	21.804	16.440	15.904	54.148
3	20.573	16.704	16.550	53.827
4	20.647	16.016	15.467	52.130
5	20.304	16.223	15.588	52.115
6	20.413	15.735	15.114	51.262
7	19.821	16.409	14.855	51.085
8	20.138	15.690	15.559	51.387
9	19.872	15.558	15.432	50.862
10	19.653	15.557	14.897	50.107

Laps	Sector 1	Sector 2	Sector 3	Lap Time
No.187 Federer Fabian				
1	22.917	16.544	15.143	54.604
2	20.984	16.103	15.876	52.963
3	20.514	16.123	15.123	51.760
4	20.307	15.906	14.903	51.116
5	19.884	15.709	15.468	51.061
6	19.912	15.823	14.675	50.410
7	19.813	15.688	15.369	50.870
8	20.201	15.707	14.856	50.764
9	19.700	15.630	14.810	50.140
10	19.760	17.299	14.999	52.058
11	19.929	15.698	15.112	50.739





KZ2

Super Heat 2 (S2) Analysis

For information purposes. No official / regulatory value

Laps	Sector 1	Sector 2	Sector 3	Lap Time
12	19.967	15.823	14.903	50.693
13	19.880	15.686	14.760	50.326
14	19.752	16.039	14.798	50.589
15	20.005	15.843	15.132	50.980

No.189 Vasile Daniel

1	27.675	18.009	17.115	1:02.799
2	21.502	16.379	15.534	53.415
3	20.882	16.439	15.656	52.977
4	20.407	17.525	15.309	53.241
5	20.063	15.875	15.186	51.124
6	19.975	15.564	14.975	50.514
7	19.784	16.110	17.245	53.139
8	19.519	16.395	15.795	51.709
9	19.734	16.023	15.261	51.018
10	19.669	15.522	16.147	51.338
11	19.804	15.504	15.787	51.095
12	19.640	15.565	15.029	50.234
13	19.700	15.430	14.829	49.959
14	19.983	15.417	14.982	50.382
15	19.675	15.488	14.986	50.149

No.192 Palomba Giuseppe

1	26.863	16.894	15.800	59.557
2	21.274	16.027	16.243	53.544
3	20.852	15.777	15.424	52.053
4	20.519	15.619	16.215	52.353
5	20.123	15.532	14.923	50.578
6	19.970	19.041	15.143	54.154
7	19.892	20.515	17.825	58.232
8	20.121	15.833	15.110	51.064
9	19.487	15.571	14.846	49.904
10	19.438	15.504	14.708	49.650
11	19.591	15.673	15.214	50.478
12	19.380	15.444	14.698	49.522
13	19.418	15.404	14.498	49.320
14	19.203	15.433	14.328	48.964
15	19.351	15.450	14.463	49.264

No.194 De Vecchi Stefano

1	29.977	18.665	17.299	1:05.941
2	23.785	16.975	16.983	57.743
3	21.868	16.708	17.254	55.830
4	22.383	16.868	17.070	56.321
5	21.332	16.522	16.102	53.956
6	20.947	16.109	15.482	52.538
7	20.043	16.061	15.654	51.758

Laps	Sector 1	Sector 2	Sector 3	Lap Time
8	22.733	16.895	15.581	55.209

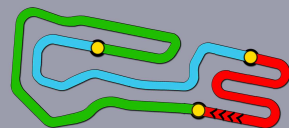
No.197 Cunati Simone

1	26.437	17.732	15.932	1:00.101
2	21.410	16.697	15.409	53.516
3	21.127	16.408	15.038	52.573
4	20.351	16.160	15.281	51.792
5	20.511	15.769	14.833	51.113
6	19.912	15.719	14.828	50.459
7	19.613	15.519	14.728	49.860
8	19.509	15.470	15.545	50.524
9	19.519	15.423	16.428	51.370
10	19.421	15.831	15.781	51.033
11	19.726	15.371	14.381	49.478
12	19.248	15.400	14.517	49.165
13	19.086	15.452	14.969	49.507
14	23.519	15.714	14.537	53.770
15	19.237	15.429	14.800	49.466

No.199 Torsellini Mirko

1	22.856	16.674	15.360	54.890
2	20.747	16.238	15.858	52.843
3	20.478	16.155	15.114	51.747
4	19.989	15.772	14.998	50.759
5	19.685	15.633	14.878	50.196
6	19.910	16.117	14.735	50.762
7	19.510	15.604	15.123	50.237
8	19.518	15.580	14.715	49.813
9	19.659	15.461	14.510	49.630
10	19.888	15.433	14.900	50.221
11	19.294	15.356	14.456	49.106
12	19.193	15.358	15.328	49.879
13	19.454	15.352	14.558	49.364
14	19.469	15.452	14.425	49.346
15	19.115	16.240	15.231	50.586





KZ2

Super Heat 2 (S2)
Starting Grid

Document 64.1 OFFICIAL

132	Landais Thomas Sodikart / Tm / Bridgestone	131 Points	17	163	Peklin Ivan Maranello / Tm / Bridgestone	135 Points
179	Nilsson Brandon Intrepid / Tm / Bridgestone	127 Points	16	136	Rismyhr Finn Sodikart / Tm / Bridgestone	118 Points
189	Vasile Daniel Dr / Modena Engines / Bridgestone	114 Points	15	112	Lammers Bas Lion Kart / Tm / Bridgestone	104 Points
171	Colombo Mirko Energy / Tm / Bridgestone	124 Points	14	170	Cebrian Gerard Crg / Tm / Bridgestone	121 Points
113	Zanchi Matteo Tony Kart / Tm / Bridgestone	106 Points	13	115	Zani Cristopher Brm / Tm / Bridgestone	122 Points
134	Bengtsson Axel Kosmic / Vortex / Bridgestone	111 Points	12	194	De Vecchi Stefano Fk / Vortex / Bridgestone	117 Points
172	Dzitiev Yuri Tony Kart / Tm / Bridgestone	108 Points	11	98	Comanducci Francesco Tony Kart / Tm / Bridgestone	101 Points
114	Albanese Danilo Tony Kart / Vortex / Bridgestone	104 Points	10	177	Fuoco Antonio Tony Kart / Vortex / Bridgestone	94 Points
147	Sjokvist Isac Energy / Tm / Bridgestone	96 Points	9	154	Denner Emilien Kalikart / Tm / Bridgestone	93 Points
158	Habulin Kristijan Tb Kart / Tm / Bridgestone	75 Points	8	101	De Conto Paolo Crg / Tm / Bridgestone	86 Points
182	Persson Tornqvist Benjamin Crg / Tm / Bridgestone	61 Points	7	162	Puhakka Simo Tony Kart / Vortex / Bridgestone	58 Points
197	Cunati Simone Topkart / Parilla / Bridgestone	61 Points	6	99	Dreezen Rick Birel Art / Tm / Bridgestone	66 Points
138	Iglesias Jeremy Formula K / Tm / Bridgestone	53 Points	5	150	Luyet Jean Crg / Tm / Bridgestone	45 Points
151	Giardelli Alessandro Crg / Tm / Bridgestone	67 Points	4	199	Torsellini Mirko Kr / Parilla / Bridgestone	44 Points
186	Lorandi Alessio Parolin / Tm / Bridgestone	61 Points	3	157	Loubere Pierre Praga / Tm / Bridgestone	31 Points
192	Palomba Giuseppe Intrepid / Tm / Bridgestone	40 Points	2	184	Pex Jorrit Crg / Tm / Bridgestone	23 Points
187	Federer Fabian Crg / Tm / Bridgestone	19 Points	1	141	Hanley Benjamin Drago Corse / Tm / Bridgestone	9 Points

POLE POSITION



Start : 18/02 - 14:10 15 Laps = 18,000 Km

23° WINTER CUP (ITA) 15-18/02/2018

FICR

Page 1 / 1

Apex Timing

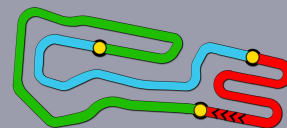


Scan this QR code for live timing



Timing service and charts editing provided by:

**Federazione Italiana
Cronometristi**



Super Heat 1 (S1)

Document 66.1 OFFICIAL

KZ2 DEF. RESULTS

Rnk	No.	Entrant	Nat E.	Driver	Nat D.	Equipment	Time	Laps	Best Lap	Gap	Interv.	Sector 1	Sector 2	Sector 3	Penalty	Points
1	▲3	137 PRAGA RACING TEAM	ITA	Celenta Francesco	ITA	Praga / Tm / Bridgestone	13:48.264	15	53.731			20.695	16.825	16.211		0
2	▼1	181 BABY RACE DRIVER ACADEMY	ITA	Lorandi Leonardo	ITA	Tony Kart / Tm / Bridgestone	13:52.009	15	53.646	3.745	3.745	21.081	16.483	16.082		2
3	▲3	168 TONY KART RACING TEAM	ITA	Picini Alessio	ITA	Tony Kart / Vortex / Bridgestone	13:52.671	15	53.886	4.407	0.662	21.013	16.651	16.222		3
4	▼1	166 BIREL ART RACING	ITA	Longhi Riccardo	ITA	Birel Art / Tm / Bridgestone	13:54.405	15	53.593	6.141	1.734	20.792	16.735	16.066		4
5	▲5	185 CRG HOLLAND	NLD	Pex Stan	NLD	Crq / Tm / Bridgestone	13:59.657	15	53.579	11.393	5.252	20.926	16.592	16.061		5
6	▼4	102 SODIKART	ITA	Abbase Anthony	ITA	Sodikart / Tm / Bridgestone	14:02.236	15	54.195	13.972	2.579	20.889	16.898	16.408		6
7	▲9	146 ENERGY CORSE SRL	ITA	Skaras Emil	ITA	Energy / Tm / Bridgestone	14:04.344	15	53.474	16.080	2.108	20.643	16.599	16.232		7
8	▲13	165 BIREL ART RACING	ITA	Dahlberg Alexander	ITA	Birel Art / Tm / Bridgestone	14:06.763	15	54.074	18.499	2.419	20.896	16.996	16.182		8
9	▲1	140 CROCPROMOTION SRL	ITA	Chubarov Ivan	ITA	Crocpromotion / Tm / Bridgestone	14:10.062	15	55.173	21.798	3.299	21.630	16.970	16.573		9
10	▲2	144 MARANELLO KART	ITA	Gonzales Nicolas	ITA	Maranello / Tm / Bridgestone	14:11.167	15	54.237	22.903	1.105	21.081	16.954	16.202		10
11	▼6	103 SODIKART	ITA	Irlando Alex	ITA	Sodikart / Tm / Bridgestone	14:10.819	15	53.949	25.555	2.652	20.994	16.641	16.314	+10.000	11
12	▲15	167 BIREL ART RACING	ITA	Lanzeni William	ITA	Birel Art / Tm / Bridgestone	14:17.805	15	54.234	29.541	3.986	20.876	16.849	16.509		12
13	▼4	130 SCHMITZ ALEXANDER	DEU	Schmitz Alexander	DEU	Tony Kart / Vortex / Bridgestone	14:18.534	15	54.752	30.270	0.729	21.281	17.121	16.350		13
14	▼7	139 CROCPROMOTION SRL	ITA	Gavrilov Klim	ITA	Crocpromotion / Tm / Bridgestone	14:10.266	15	54.655	32.002	1.732	21.191	16.892	16.572	+10.000	14
15	▲2	145 ENERGY CORSE SRL	ITA	Fife Joshua	AUS	Energy / Tm / Bridgestone	14:21.915	15	54.739	33.651	1.649	21.335	16.918	16.486		15
16	▲3	160 TONY KART RACING TEAM	ITA	Vigano' Matteo	ITA	Tony Kart / Vortex / Bridgestone	14:23.953	15	54.860	35.689	2.038	21.296	16.981	16.583		16
17	▲5	111 BURAN ALESSANDRO	ITA	Buran Alessandro	ITA	Pcr / Tm / Bridgestone	14:14.056	15	54.052	35.792	0.103	21.253	16.750	16.049	+10.000	17
18	=	127 DR SRL	ITA	Paul Maximilian	DEU	Dr / Modena / Bridgestone	14:24.627	15	55.355	36.363	0.571	21.449	17.236	16.670		18
19	▼11	119 CPB SPORT	ITA	Renaudin Adrien	ITA	Sodikart / Tm / Bridgestone	14:27.078	15	55.634	38.814	2.451	21.628	17.109	16.897		19
20	▼6	110 CPB SPORT	ITA	Baciuska Rokas	LTU	Sodikart / Tm / Bridgestone	14:17.508	15	54.522	39.244	0.430	21.041	16.842	16.639	+10.000	20
21	▼1	123 VEVE LUDOVIC	ITA	Loussier Paul	ITA	Sodikart / Tm / Bridgestone	14:28.231	15	55.543	39.967	0.723	21.580	17.277	16.686		21
22	▼11	131 NUOVA 3M SRL	ITA	Dale Andrea	ITA	Crq / Tm / Bridgestone	14:19.833	15	54.700	41.569	1.602	21.319	17.052	16.329	+10.000	22
23	▲2	124 MORARDO FABRIZIO	ITA	Morardo Fabrizio	ITA	Srk / Tm / Bridgestone	14:22.278	15	54.298	44.014	2.445	21.292	16.866	16.140	+10.000	23
24	▼1	195 RENDA MOTORSPORT	ITA	Hall Philip	SWE	Formula K / Vortex / Bridgestone	14:25.602	15	55.176	47.338	3.324	21.462	17.188	16.526	+10.000	24
25	▲4	142 MIHIC MARTINN	SVN	Mihic Martin	SVN	Tb Kart / Tm / Bridgestone	14:28.585	15	54.654	50.321	2.983	21.362	16.911	16.381	+10.000	25
26	▼11	105 PETIT HUBERT	ITA	Petit Hubert	ITA	Sodikart / Tm / Bridgestone	14:40.252	15	56.231	51.988	1.667	22.021	17.708	16.502		26
27	▼3	106 CPB SPORT	ITA	Leuillet Gabin	ITA	Sodikart / Tm / Bridgestone	14:31.290	15	55.290	53.026	1.038	21.480	16.995	16.815	+10.000	27
28	▲6	121 ARNAUD JEAN	ITA	Arnaud Hugo	ITA	Sodikart / lame / Bridgestone	14:41.211	15	56.104	1:02.947	9.921	21.407	17.456	17.241	+10.000	28
29	▼3	104 CPB SPORT	ITA	Leuillet Tom	ITA	Sodikart / Tm / Bridgestone	14:41.529	15	56.418	1:03.265	0.318	21.908	17.578	16.932	+10.000	29
30	▼2	97 CRG SPA	ITA	Rosina Michael	ITA	Crq / Tm / Bridgestone	13:45.751	14	56.133	1 Lap	1 Lap	21.493	17.671	16.969		30
31	▼1	193 RENDA MOTORSPORT	ITA	Fusco Giuseppe	ITA	Fk / Vortex / Bridgestone	13:49.219	14	56.717	1 Lap	13.468	22.145	17.715	16.857	+10.000	31
32	▼1	153 CRG SPA	ITA	Valenti Marco	ITA	Crq / Tm / Bridgestone	8:04.672	8	58.140	7 Laps	6 Laps	22.346	18.073	17.721		32
33	=	183 CRG HOLLAND	NLD	Varhaug Pal	NOR	Crq / Tm / Bridgestone	6:08.111	6	57.940	9 Laps	2 Laps	22.392	17.724	17.824		33

No.103 Irlando Alex : Time penalty of 10". According to steward's decision n°206
 No.139 Gavrilov Klim : Time penalty of 10". According to steward's decision n°207
 No.111 Buran Alessandro : Time penalty of 10". According to steward's decision n°208
 No.110 Baciuska Rokas : Time penalty of 10". According to steward's decision n°209
 No.131 Dale Andrea : Time penalty of 10". According to steward's decision n°210
 No.124 Morardo Fabrizio : Time penalty of 10". According to steward's decision n°211
 No.195 Hall Philip : Time penalty of 10". According to steward's decision n°213
 No.142 Mihic Martin : Time penalty of 10". According to steward's decision n°214
 No.106 Leuillet Gabin : Time penalty of 10". According to steward's decision n°212
 No.121 Arnaud Hugo : Time penalty of 10". According to steward's decision n°216
 No.104 Leuillet Tom : Time penalty of 10". According to steward's decision n°215
 No.193 Fusco Giuseppe : Time penalty of 10". According to steward's decision n°205

Not Classified																
161	MARANELLO KART	ITA	Campese Lorenzo	ITA	Maranello / Tm / Bridgestone					DNS						35

Leaders : No.102 Abbase Anthony (1-1) / No.137 Celenta Francesco (2-15)

Start Time : 18/02 - 14:47:59

Best Lap : No.146 Skaras Emil 53.474 80,78 Kph

Weather : Cloudy Air : 4°C Track : Wet

Event Record : No.181 Lorandi Leonardo 46.693 92,51 Kph

No.123 01:50 Lap 1

No.130 06:31 Lap 6

No.110 08:28 Lap 8

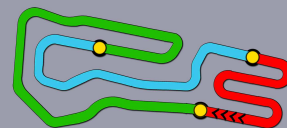


Scan this QR code for live timing



Timing service and charts editing provided by:

Federazione Italiana Cronometristi



KZ2

Super Heat 1 (S1) Lap Chart

For information purposes. No official / regulatory value

	1	2	3	4	5	6	7	8	9	10	11	12	13	14	15	16	17	18	19	20	21	22	23	24	25	26	27	28	29	30	31	32	33	34
Grid	181	102	166	137	103	168	139	119	130	140	131	144	185	110	105	146	145	127	160	123	165	111	195	106	124	104	167	97	142	193	153	181	183	121
Start	102	181	137	166	168	119	130	103	140	139	144	131	146	110	105	127	185	145	111	123	165	106	160	104	195	124	121	167	193	142	97	153	183	
Lap 1 <small>Interval</small>	102	137	181	168	166	119	140	144	131	103	130	139	105	146	185	127	195	165	110	123	111	167	104	124	160	142	106	121	183	153	145	193	97	
Lap 2	137	102	181	168	166	119	140	144	131	103	130	146	185	139	127	165	110	105	195	111	123	167	124	106	160	142	145	121	183	104	153	193	97	
Lap 3	137	102	181	168	166	140	119	144	131	130	103	146	185	139	165	110	127	111	195	105	123	167	124	160	106	145	142	183	121	104	153	193	97	
Lap 4	137	181	168	102	166	140	144	119	103	131	130	185	146	139	165	110	127	111	195	167	124	105	123	160	145	142	106	183	121	104	153	193	97	
Lap 5	137	181	168	102	166	140	144	103	119	185	146	139	131	130	165	110	111	127	195	167	124	123	145	160	105	142	183	106	121	104	153	193	97	
Lap 6	137	181	168	166	102	140	103	144	185	146	139	165	119	110	131	111	130	127	167	195	124	145	160	123	105	142	106	104	121	153	97	183	193	
Lap 7	137	181	168	166	102	140	103	144	185	146	139	165	119	110	111	127	131	130	167	195	124	145	160	123	142	106	105	121	104	153	193	97		
Lap 8	137	181	168	166	102	140	103	185	144	146	139	165	111	110	131	127	130	195	167	119	145	124	160	123	142	106	105	121	104	193	153	97		
Lap 9	137	181	168	166	102	140	185	103	146	144	139	165	111	110	131	130	127	167	195	145	124	160	119	123	142	106	105	121	104	97	193			
Lap 10	137	181	168	166	102	185	140	103	146	144	139	165	111	110	131	130	167	127	145	195	124	160	119	123	142	106	105	121	104	97	193			
Lap 11	137	181	168	166	102	185	103	140	146	165	139	144	111	110	131	130	167	127	145	195	124	160	119	123	142	106	105	121	104	97	193			
Lap 12	137	181	168	166	102	185	103	146	140	165	139	144	111	110	130	167	131	145	127	124	160	195	119	123	142	106	121	105	104	97	193			
Lap 13	137	181	168	166	185	102	103	146	165	140	139	144	111	110	130	167	131	145	127	124	160	195	119	123	142	106	121	105	104	97	193			
Lap 14	137	181	168	166	185	102	103	146	165	140	139	144	111	110	167	130	131	145	124	127	160	195	119	123	142	106	121	105	104	97	193			
Lap 15	137	181	168	166	185	102	103	146	165	140	139	144	111	110	167	130	131	145	124	160	127	195	119	123	142	106	105	121	104					

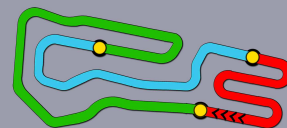


Scan this QR code for live timing



Timing service and charts editing provided by:

**Federazione Italiana
Cronometristi**



KZ2

Super Heat 1 (S1) Analysis

For information purposes. No official / regulatory value

Laps	Sector 1	Sector 2	Sector 3	Lap Time
No.97 Rosina Michael				
1	25.605	20.184	19.080	1:04.869
2	23.883	18.893	19.026	1:01.802
3	22.659	18.437	18.650	59.746
4	22.721	18.051	18.462	59.234
5	22.558	17.904	17.720	58.182
6	21.992	18.058	18.089	58.139
7	22.476	19.796	17.481	59.753
8	22.358	17.510	17.772	57.640
9	22.801	17.258	17.029	57.088
10	21.493	17.671	16.969	56.133
11	21.932	17.638	17.410	56.980
12	21.750	17.725	17.503	56.978
13	21.969	17.571	17.521	57.061
14	21.678	17.556	17.579	56.813

Laps	Sector 1	Sector 2	Sector 3	Lap Time
No.102 Abbasse Anthony				
1	23.465	17.745	17.552	58.762
2	21.806	17.502	17.890	57.198
3	21.833	17.295	17.525	56.653
4	21.672	18.213	18.031	57.916
5	21.605	17.225	17.967	56.797
6	22.141	17.216	17.475	56.832
7	21.692	17.239	17.247	56.178
8	21.796	17.166	16.868	55.830
9	21.477	17.130	16.814	55.421
10	21.351	17.164	16.860	55.375
11	21.298	17.051	16.628	54.977
12	21.275	16.980	16.679	54.934
13	21.718	16.899	16.558	55.175
14	20.889	16.898	16.408	54.195
15	21.041	16.955	16.494	54.490

Laps	Sector 1	Sector 2	Sector 3	Lap Time
No.103 Irlando Alex				
1	25.030	18.328	17.240	1:00.598
2	22.214	17.712	18.060	57.986
3	22.044	17.875	18.231	58.150
4	21.809	18.336	17.725	57.870
5	22.179	17.356	17.281	56.816
6	21.487	17.081	16.837	55.405
7	21.871	16.942	17.021	55.834
8	21.408	17.103	16.866	55.377
9	21.230	17.905	16.626	55.761
10	21.204	17.216	17.124	55.544
11	21.483	16.813	16.629	54.925
12	21.163	16.605	16.310	54.078

Laps	Sector 1	Sector 2	Sector 3	Lap Time
13	20.994	16.641	16.314	53.949
14	20.938	16.957	16.288	54.183
15	21.013	16.960	16.405	54.378
No.104 Leuillet Tom				
1	25.017	19.847	18.748	1:03.612
2	22.710	21.743	18.374	1:02.827
3	22.823	18.671	18.199	59.693
4	22.620	18.785	18.079	59.484
5	22.454	17.992	17.753	58.199
6	22.328	18.225	17.808	58.361
7	23.484	18.274	17.829	59.587
8	22.190	17.846	17.810	57.846
9	21.828	17.846	17.237	56.911
10	22.156	17.781	17.109	57.046
11	21.757	17.737	17.289	56.783
12	21.809	17.860	17.417	57.086
13	21.868	17.675	17.209	56.752
14	21.908	17.578	16.932	56.418
15	21.945	17.798	16.917	56.660

Laps	Sector 1	Sector 2	Sector 3	Lap Time
No.105 Petit Hubert				
1	24.335	18.892	17.785	1:01.012
2	23.631	19.533	17.979	1:01.143
3	22.576	19.027	17.819	59.422
4	22.452	18.174	18.592	59.218
5	23.115	18.953	17.599	59.667
6	22.574	18.171	17.889	58.634
7	22.752	17.863	18.569	59.184
8	22.319	17.930	17.594	57.843
9	22.201	18.262	17.501	57.964
10	22.611	18.033	17.492	58.136
11	22.251	17.687	17.923	57.861
12	22.340	17.801	17.197	57.338
13	21.922	17.516	17.155	56.593
14	22.050	17.771	16.601	56.422
15	22.021	17.708	16.502	56.231

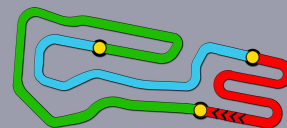
Laps	Sector 1	Sector 2	Sector 3	Lap Time
No.106 Leuillet Gabin				
1	25.887	20.051	18.708	1:04.646
2	22.747	18.361	17.939	59.047
3	22.614	18.610	18.849	1:00.073
4	23.077	17.879	18.047	59.003
5	22.827	17.898	17.700	58.425
6	22.318	17.803	18.003	58.124
7	22.366	18.265	17.553	58.184
8	21.918	17.526	17.096	56.540

Laps	Sector 1	Sector 2	Sector 3	Lap Time
9	21.780	17.400	17.000	56.180
10	21.978	17.249	17.789	57.016
11	21.598	17.239	17.045	55.882
12	21.793	18.258	16.773	56.824
13	21.566	17.496	16.926	55.988
14	21.386	17.239	17.270	55.895
15	21.480	16.995	16.815	55.290
No.110 Baciуска Rokas				
1	25.299	18.942	19.332	1:03.573
2	22.176	18.356	18.028	58.560
3	22.059	17.727	17.549	57.335
4	22.162	17.773	17.487	57.422
5	21.999	17.779	17.320	57.098
6	22.027	18.238	17.720	57.985
7	22.167	18.147	17.399	57.713
8	22.498	18.413	17.008	57.919
9	21.990	17.377	16.908	56.275
10	21.830	16.987	16.706	55.523
11	21.475	16.948	16.612	55.035
12	21.327	17.075	16.738	55.140
13	21.284	16.931	16.727	54.942
14	21.336	16.998	16.612	54.946
15	21.041	16.842	16.639	54.522

Laps	Sector 1	Sector 2	Sector 3	Lap Time
No.111 Buran Alessandro				
1	25.277	19.922	18.547	1:03.746
2	22.250	18.123	18.042	58.415
3	22.219	18.322	17.573	58.114
4	22.213	17.437	17.452	57.102
5	21.753	17.347	17.332	56.432
6	22.217	17.907	17.941	58.065
7	22.231	17.809	17.641	57.681
8	22.100	18.260	16.591	56.951
9	21.745	16.982	16.659	55.386
10	21.474	16.885	16.699	55.058
11	21.273	17.053	16.321	54.647
12	21.525	17.563	16.462	55.550
13	21.228	17.074	16.273	54.575
14	21.238	16.897	16.195	54.330
15	21.253	16.750	16.049	54.052

Laps	Sector 1	Sector 2	Sector 3	Lap Time
No.119 Renaudin Adrien				
1	24.009	17.833	17.692	59.534
2	22.411	17.848	17.602	57.861
3	22.272	18.633	17.657	58.562
4	22.354	18.696	17.767	58.817





KZ2

Super Heat 1 (S1) Analysis

For information purposes. No official / regulatory value

Laps	Sector 1	Sector 2	Sector 3	Lap Time
5	22.331	18.178	17.914	58.423
6	23.208	18.081	18.347	59.636
7	22.087	18.099	17.542	57.728
8	22.382	20.082	18.174	1:00.638
9	22.003	18.617	17.295	57.915
10	21.891	17.209	17.141	56.241
11	21.689	17.307	17.030	56.026
12	21.705	17.299	17.014	56.018
13	21.644	17.182	16.918	55.744
14	21.752	17.114	16.938	55.804
15	21.628	17.109	16.897	55.634

No.121 Arnaud Hugo				
Laps	Sector 1	Sector 2	Sector 3	Lap Time
1	26.270	19.341	18.917	1:04.528
2	22.945	19.507	18.009	1:00.461
3	22.748	19.395	18.002	1:00.145
4	22.620	18.330	17.957	58.907
5	22.168	18.413	17.959	58.540
6	22.525	18.874	17.847	59.246
7	22.922	17.962	17.723	58.607
8	21.717	17.770	17.619	57.106
9	21.911	17.735	17.631	57.277
10	21.718	17.753	17.413	56.884
11	21.927	17.475	18.033	57.435
12	21.740	17.449	17.509	56.698
13	21.407	17.456	17.241	56.104
14	22.141	17.505	17.213	56.859
15	22.197	18.333	17.020	57.550

No.123 Loussier Paul				
Laps	Sector 1	Sector 2	Sector 3	Lap Time
1	25.093	19.762	18.500	1:03.355
2	22.368	18.638	18.012	59.018
3	22.259	18.974	17.952	59.185
4	22.421	18.748	17.892	59.061
5	22.943	18.041	17.761	58.745
6	21.956	18.561	17.842	58.359
7	22.041	17.784	17.170	56.995
8	21.599	17.869	17.409	56.877
9	21.848	17.744	17.214	56.806
10	21.602	17.492	16.874	55.968
11	21.606	17.457	17.545	56.608
12	21.580	17.277	16.686	55.543
13	21.719	17.290	16.748	55.757
14	22.244	17.426	16.613	56.283
15	21.508	17.291	16.912	55.711

No.124 Morardo Fabrizio				
Laps	Sector 1	Sector 2	Sector 3	Lap Time
1	25.426	19.313	18.804	1:03.543
2	23.052	18.350	17.842	59.244
3	22.741	18.167	17.958	58.866
4	22.363	17.800	18.004	58.167
5	22.459	17.407	17.689	57.555
6	22.419	17.210	17.523	57.152
7	22.041	17.218	17.308	56.567
8	21.862	17.990	18.490	58.342
9	22.055	17.549	16.924	56.528
10	21.446	17.232	17.965	56.643
11	21.451	17.074	16.845	55.370
12	21.799	17.337	16.390	55.526
13	21.458	16.887	16.952	55.297
14	21.407	16.959	16.278	54.644
15	21.292	16.866	16.140	54.298

No.127 Paul Maximilian				
Laps	Sector 1	Sector 2	Sector 3	Lap Time
1	24.937	19.041	18.045	1:02.023
2	22.469	18.581	17.936	58.986
3	22.647	18.779	17.521	58.947
4	22.208	17.862	17.395	57.465
5	22.399	17.657	17.150	57.206
6	22.069	17.747	18.020	57.836
7	22.251	17.746	17.573	57.570
8	22.108	18.930	17.446	58.484
9	21.774	17.895	17.185	56.854
10	21.544	18.114	16.948	56.606
11	21.449	17.236	16.670	55.355
12	21.435	17.984	17.027	56.446
13	21.503	17.219	16.810	55.532
14	21.218	17.362	17.322	55.902
15	22.171	17.209	16.391	55.771

No.130 Schmitz Alexander				
Laps	Sector 1	Sector 2	Sector 3	Lap Time
1	24.331	17.788	18.828	1:00.947
2	22.229	17.521	18.223	57.973
3	21.980	17.816	18.026	57.822
4	22.171	18.330	17.853	58.354
5	22.644	18.340	17.900	58.884
6	22.371	18.294	18.332	58.997
7	22.889	17.709	17.825	58.423
8	22.243	18.430	17.867	58.540
9	21.247	17.314	16.593	55.154
10	21.633	17.113	16.914	55.660
11	21.485	16.840	16.801	55.126

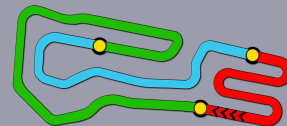
Laps	Sector 1	Sector 2	Sector 3	Lap Time
12	21.426	17.027	16.508	54.961
13	21.281	17.121	16.350	54.752
14	21.161	16.848	17.050	55.059
15	21.544	16.921	16.464	54.929

No.131 Dale Andrea				
Laps	Sector 1	Sector 2	Sector 3	Lap Time
1	24.226	17.893	17.873	59.992
2	22.224	17.866	17.889	57.979
3	21.995	18.112	17.990	58.097
4	21.967	18.668	17.948	58.583
5	22.140	18.401	18.247	58.788
6	22.453	18.131	18.440	59.024
7	22.692	17.957	17.749	58.398
8	22.116	18.343	17.175	57.634
9	21.764	17.227	16.931	55.922
10	21.728	17.257	16.666	55.651
11	21.497	17.019	16.636	55.152
12	21.931	17.627	16.764	56.322
13	21.459	17.146	16.467	55.072
14	21.319	17.052	16.329	54.700
15	21.406	17.170	16.649	55.225

No.137 Celenta Francesco				
Laps	Sector 1	Sector 2	Sector 3	Lap Time
1	23.494	17.620	17.437	58.551
2	21.747	17.488	17.557	56.792
3	21.329	17.343	16.899	55.571
4	21.599	17.120	17.109	55.828
5	21.368	17.226	16.747	55.341
6	21.366	17.237	16.729	55.332
7	21.162	16.923	17.139	55.224
8	21.071	16.930	16.670	54.671
9	20.855	17.176	16.562	54.593
10	21.140	16.855	16.427	54.422
11	20.998	16.850	16.353	54.201
12	20.653	16.777	16.326	53.756
13	20.695	16.825	16.211	53.731
14	20.832	16.896	16.089	53.817
15	21.281	16.882	16.311	54.474

No.139 Gavrilov Klim				
Laps	Sector 1	Sector 2	Sector 3	Lap Time
1	24.992	18.451	17.735	1:01.178
2	23.568	18.348	17.785	59.701
3	21.873	17.412	17.656	56.941
4	22.018	17.766	18.240	58.024
5	21.983	17.652	17.918	57.553
6	22.098	17.200	17.120	56.418
7	21.700	17.143	16.994	55.837





KZ2

Super Heat 1 (S1) Analysis

For information purposes. No official / regulatory value

Laps	Sector 1	Sector 2	Sector 3	Lap Time
8	21.329	16.787	16.762	54.878
9	21.541	17.073	17.110	55.724
10	21.174	17.149	16.901	55.224
11	21.174	17.620	16.728	55.522
12	21.178	16.738	16.897	54.813
13	21.191	16.892	16.572	54.655
14	21.516	16.978	17.114	55.608
15	21.656	17.067	16.397	55.120

No.140 Chubarov Ivan				
Laps	Sector 1	Sector 2	Sector 3	Lap Time
1	23.863	17.762	17.836	59.461
2	22.166	18.331	17.562	58.059
3	22.018	18.032	17.413	57.463
4	21.904	17.476	17.427	56.807
5	21.788	17.424	17.215	56.427
6	21.776	17.301	17.203	56.280
7	21.946	17.286	16.926	56.158
8	22.125	17.300	16.909	56.334
9	21.781	17.432	16.820	56.033
10	21.387	17.658	16.910	55.955
11	22.005	16.974	16.787	55.766
12	21.163	18.214	17.062	56.439
13	21.630	16.970	16.573	55.173
14	21.513	17.101	16.738	55.352
15	21.564	17.104	16.707	55.375

No.142 Mihic Martin				
Laps	Sector 1	Sector 2	Sector 3	Lap Time
1	24.883	19.378	19.014	1:03.275
2	23.466	18.323	18.019	59.808
3	22.465	18.382	18.974	59.821
4	22.476	17.664	17.865	58.005
5	22.282	18.076	17.923	58.281
6	22.325	18.540	17.672	58.537
7	21.978	18.666	17.597	58.241
8	21.471	17.074	17.297	55.842
9	21.790	17.036	17.117	55.943
10	21.742	17.113	16.969	55.824
11	21.490	17.220	19.016	57.726
12	21.362	16.911	16.381	54.654
13	21.412	17.043	16.844	55.299
14	21.545	18.164	16.592	56.301
15	21.586	17.065	17.118	55.769

No.144 Gonzales Nicolas				
Laps	Sector 1	Sector 2	Sector 3	Lap Time
1	24.044	17.700	17.946	59.690
2	22.239	18.038	17.833	58.110
3	22.181	17.857	18.019	58.057

Laps	Sector 1	Sector 2	Sector 3	Lap Time
4	22.038	18.257	17.383	57.678
5	21.859	17.469	17.378	56.706
6	21.885	18.262	17.063	57.210
7	21.453	17.729	16.922	56.104
8	21.959	17.134	17.061	56.154
9	22.030	17.202	16.836	56.068
10	21.414	17.192	16.700	55.306
11	21.410	18.061	16.932	56.403
12	21.418	17.088	16.709	55.215
13	21.530	17.509	16.787	55.826
14	21.323	17.077	16.863	55.263
15	21.081	16.954	16.202	54.237

No.145 Fife Joshua				
Laps	Sector 1	Sector 2	Sector 3	Lap Time
1	25.873	20.059	19.877	1:05.809
2	22.801	18.407	17.865	59.073
3	22.175	18.631	18.598	59.404
4	22.159	17.846	17.853	57.858
5	22.184	17.990	17.423	57.597
6	21.968	17.522	17.271	56.761
7	21.946	17.261	17.063	56.270
8	21.468	17.630	18.234	57.332
9	21.841	17.376	16.779	55.996
10	21.514	17.420	17.321	56.255
11	21.394	17.197	16.766	55.357
12	21.371	17.197	16.736	55.304
13	21.403	17.058	16.744	55.205
14	21.488	16.989	16.624	55.101
15	21.335	16.918	16.486	54.739

No.146 Skaras Emil				
Laps	Sector 1	Sector 2	Sector 3	Lap Time
1	24.809	18.845	17.902	1:01.556
2	22.708	17.838	17.451	57.997
3	21.838	17.734	17.560	57.132
4	22.479	17.878	18.000	58.357
5	22.097	17.708	17.835	57.640
6	22.101	17.438	16.901	56.440
7	21.434	17.339	17.108	55.881
8	21.287	16.893	16.561	54.741
9	21.316	16.719	16.832	54.867
10	21.277	16.828	16.880	54.985
11	21.180	16.940	16.831	54.951
12	21.049	17.878	16.587	55.514
13	20.869	16.717	16.183	53.769
14	20.643	16.599	16.232	53.474
15	20.613	16.801	16.159	53.573

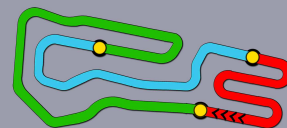
No.153 Valenti Marco				
Laps	Sector 1	Sector 2	Sector 3	Lap Time
1	25.038	19.562	19.422	1:04.022
2	23.731	19.293	18.395	1:01.419
3	22.734	18.766	18.186	59.686
4	22.425	18.596	18.512	59.533
5	22.346	18.073	17.721	58.140
6	22.207	18.439	17.930	58.576
7	22.583	19.112	17.524	59.219
8	22.338	17.671	18.472	58.481

No.160 Vigano' Matteo				
Laps	Sector 1	Sector 2	Sector 3	Lap Time
1	25.516	20.045	18.621	1:04.182
2	23.522	18.255	17.851	59.628
3	22.688	18.200	17.804	58.692
4	22.261	17.934	18.081	58.276
5	22.817	18.048	17.831	58.696
6	22.126	17.568	17.286	56.980
7	21.952	17.482	17.169	56.603
8	21.690	17.453	17.903	57.046
9	22.037	17.412	16.950	56.399
10	21.740	17.130	18.003	56.873
11	21.408	17.059	16.828	55.295
12	21.677	17.387	16.529	55.593
13	21.311	17.012	16.840	55.163
14	21.391	16.896	17.177	55.464
15	21.296	16.981	16.583	54.860

No.165 Dahlberg Alexander				
Laps	Sector 1	Sector 2	Sector 3	Lap Time
1	24.915	18.944	18.784	1:02.643
2	22.213	18.411	17.593	58.217
3	22.119	17.665	17.347	57.131
4	21.921	17.369	17.777	57.067
5	22.004	17.597	18.285	57.886
6	21.930	18.051	17.401	57.382
7	21.343	17.434	16.955	55.732
8	21.156	17.077	16.731	54.964
9	21.069	17.415	16.817	55.301
10	21.071	16.938	16.549	54.558
11	21.004	17.184	16.607	54.795
12	21.069	16.963	16.651	54.683
13	21.101	16.762	16.260	54.123
14	20.896	16.996	16.182	54.074
15	21.052	16.944	16.088	54.084

No.166 Longhi Riccardo				
Laps	Sector 1	Sector 2	Sector 3	Lap Time
1	24.124	17.591	17.827	59.542
2	22.142	17.414	17.559	57.115





KZ2

Super Heat 1 (S1) Analysis

For information purposes. No official / regulatory value

Laps	Sector 1	Sector 2	Sector 3	Lap Time
3	22.111	17.210	17.275	56.596
4	21.815	17.460	17.678	56.953
5	22.094	17.141	17.620	56.855
6	21.340	17.029	16.946	55.315
7	21.241	16.993	16.808	55.042
8	21.118	16.947	16.937	55.002
9	21.316	16.950	16.739	55.005
10	21.102	16.859	16.674	54.635
11	21.348	16.767	16.620	54.735
12	21.008	16.748	16.354	54.110
13	21.083	16.734	16.287	54.104
14	20.766	16.623	16.388	53.777
15	20.792	16.735	16.066	53.593

No.167 Lanzeni William				
Laps	Sector 1	Sector 2	Sector 3	Lap Time
1	25.234	19.304	18.401	1:02.939
2	22.870	18.384	17.559	58.813
3	22.399	18.752	17.977	59.128
4	22.313	18.111	17.522	57.946
5	22.349	17.500	17.335	57.184
6	21.980	17.836	17.503	57.319
7	22.056	17.255	17.061	56.372
8	21.871	18.354	18.399	58.624
9	21.449	17.529	17.110	56.088
10	21.392	17.426	16.798	55.616
11	21.326	16.767	16.598	54.691
12	21.168	17.036	16.695	54.899
13	20.934	17.194	16.471	54.599
14	20.876	16.849	16.509	54.234
15	21.043	16.941	16.454	54.438

No.168 Piccini Alessio				
Laps	Sector 1	Sector 2	Sector 3	Lap Time
1	23.611	17.628	17.743	58.982
2	22.011	17.360	17.572	56.943
3	21.775	17.340	17.371	56.486
4	21.597	17.594	17.462	56.653
5	21.731	17.173	16.990	55.894
6	21.370	17.153	16.996	55.519
7	21.204	17.080	16.874	55.158
8	21.368	17.011	16.619	54.998
9	21.217	16.838	16.528	54.583
10	21.304	16.845	16.710	54.859
11	21.036	16.567	16.545	54.148
12	20.909	16.747	16.541	54.197
13	21.003	16.664	16.427	54.094
14	21.013	16.651	16.222	53.886

Laps	Sector 1	Sector 2	Sector 3	Lap Time
15	20.884	16.596	16.518	53.998

No.181 Lorandi Leonardo				
Laps	Sector 1	Sector 2	Sector 3	Lap Time
1	23.561	17.794	17.952	59.307
2	22.089	17.409	17.445	56.943
3	21.878	17.440	17.264	56.582
4	21.617	17.684	17.317	56.618
5	21.667	17.081	17.013	55.761
6	21.408	17.007	17.234	55.649
7	21.254	16.880	16.827	54.961
8	21.217	16.778	16.680	54.675
9	21.430	16.740	16.807	54.977
10	21.341	16.614	16.493	54.448
11	21.167	16.770	16.533	54.470
12	21.011	16.555	16.443	54.009
13	21.183	16.566	16.479	54.228
14	21.081	16.483	16.082	53.646
15	21.206	16.582	16.359	54.147

No.183 Varhaug Pal				
Laps	Sector 1	Sector 2	Sector 3	Lap Time
1	25.056	19.354	19.048	1:03.458
2	23.446	19.179	17.928	1:00.553
3	22.657	18.653	17.610	58.920
4	22.392	17.724	17.824	57.940
5	22.327	17.494	18.144	57.965
6	22.148	18.043	22.972	1:03.163

No.185 Pex Stan				
Laps	Sector 1	Sector 2	Sector 3	Lap Time
1	24.806	18.937	17.869	1:01.612
2	22.659	18.102	17.566	58.327
3	21.711	17.605	17.566	56.882
4	21.628	18.183	17.801	57.612
5	22.120	17.928	17.696	57.744
6	22.040	17.307	16.706	56.053
7	21.476	16.949	16.698	55.123
8	21.339	16.869	16.509	54.717
9	21.212	16.995	16.429	54.636
10	21.240	16.872	16.352	54.464
11	21.126	16.812	16.310	54.248
12	20.926	16.592	16.061	53.579
13	20.903	16.594	16.145	53.642
14	20.845	16.720	16.176	53.741
15	20.744	16.760	16.125	53.629

No.193 Fusco Giuseppe				
Laps	Sector 1	Sector 2	Sector 3	Lap Time
1	25.578	20.226	18.766	1:04.570
2	24.016	19.054	18.557	1:01.627
3	23.200	18.481	18.003	59.684

Laps	Sector 1	Sector 2	Sector 3	Lap Time
4	23.003	18.307	18.068	59.378
5	22.827	18.137	17.659	58.623
6	22.965	18.449	17.741	59.155
7	22.518	18.206	17.527	58.251
8	22.314	18.010	17.812	58.136
9	23.062	17.942	17.449	58.453
10	22.211	17.989	17.599	57.799
11	22.226	17.918	17.188	57.332
12	22.145	17.715	16.857	56.717
13	22.301	17.792	16.944	57.037
14	21.905	18.597	16.840	57.342

No.195 Hall Philip				
Laps	Sector 1	Sector 2	Sector 3	Lap Time
1	25.143	18.602	18.096	1:01.841
2	22.238	18.484	19.044	59.766
3	22.431	18.691	17.665	58.787
4	22.389	17.939	17.768	58.096
5	22.440	17.808	17.414	57.662
6	22.213	18.308	17.485	58.006
7	22.082	17.476	17.176	56.734
8	21.861	18.174	17.739	57.774
9	21.460	17.554	17.650	56.664
10	21.567	17.548	17.685	56.800
11	21.745	17.035	17.021	55.801
12	22.021	17.973	17.017	57.011
13	21.602	17.038	16.659	55.299
14	21.611	17.611	16.592	55.814
15	21.462	17.188	16.526	55.176

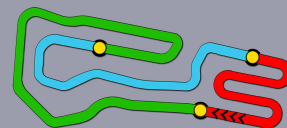


Scan this QR code for live timing



Timing service and charts editing provided by:

**Federazione Italiana
Cronometristi**



KZ2

Super Heat 1 (S1)
Starting Grid

Document 65.1 OFFICIAL

121	Arnaud Hugo Sodikart / Iame / Bridgestone	130 Points	17	183 Varhaug Pal Crg / Tm / Bridgestone	135 Points
161	Camplese Lorenzo Maranello / Tm / Bridgestone	136 Points	16	153 Valenti Marco Crg / Tm / Bridgestone	131 Points
193	Fusco Giuseppe Fk / Vortex / Bridgestone	130 Points	15	142 Mihic Martin Tb Kart / Tm / Bridgestone	122 Points
97	Rosina Michael Crg / Tm / Bridgestone	127 Points	14	167 Lanzeni William Birel Art / Tm / Bridgestone	106 Points
104	Leuillet Tom Sodikart / Tm / Bridgestone	120 Points	13	124 Morardo Fabrizio Srk / Tm / Bridgestone	111 Points
106	Leuillet Gabin Sodikart / Tm / Bridgestone	113 Points	12	195 Hall Philip Formula K / Vortex / Bridgestone	109 Points
111	Buran Alessandro Pcr / Tm / Bridgestone	102 Points	11	165 Dahlberg Alexander Birel Art / Tm / Bridgestone	92 Points
123	Loussier Paul Sodikart / Tm / Bridgestone	103 Points	10	160 Vigano' Matteo Tony Kart / Vortex / Bridgestone	96 Points
127	Paul Maximilian Dr / Modena / Bridgestone	92 Points	9	145 Fife Joshua Energy / Tm / Bridgestone	85 Points
146	Skaras Emil Energy / Tm / Bridgestone	64 Points	8	105 Petit Hubert Sodikart / Tm / Bridgestone	76 Points
110	Baciuska Rokas Sodikart / Tm / Bridgestone	70 Points	7	185 Pex Stan Crg / Tm / Bridgestone	52 Points
144	Gonzales Nicolas Maranello / Tm / Bridgestone	56 Points	6	131 Dale Andrea Crg / Tm / Bridgestone	67 Points
140	Chubarov Ivan Crocpromotion / Tm / Bridgestone	53 Points	5	130 Schmitz Alexander Tony Kart / Vortex / Bridgestone	51 Points
119	Renaudin Adrien Sodikart / Tm / Bridgestone	55 Points	4	139 Gavrilov Klim Crocpromotion / Tm / Bridgestone	47 Points
168	Piccini Alessio Tony Kart / Vortex / Bridgestone	34 Points	3	103 Irlando Alex Sodikart / Tm / Bridgestone	36 Points
137	Celenta Francesco Praga / Tm / Bridgestone	24 Points	2	166 Longhi Riccardo Birel Art / Tm / Bridgestone	24 Points
102	Abbase Anthony Sodikart / Tm / Bridgestone	17 Points	1	181 Lorandi Leonardo Tony Kart / Tm / Bridgestone	9 Points

POLE POSITION



Start : 18/02 - 13:50 15 Laps = 18,000 Km

23° WINTER CUP (ITA) 15-18/02/2018

FICR

Page 1 / 1

Apex Timing

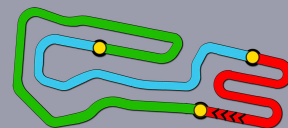


Scan this QR code for live timing



Timing service and charts editing provided by:

**Federazione Italiana
Cronometristi**

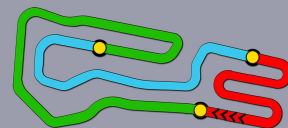


KZ2 Qualifying Heats (QH) DEF. RESULTS

Document 63.1 OFFICIAL

Rnk	No.	Driver	Nat D.	Qp	E-F	A-B	C-D	B-F	B-C	A-E	D-E	A-C	C-F	A-D	C-E	B-D	A-F	B-E	D-F	Points	Group
1	181	Lorandi Leonardo	ITA	1	-	3	-	-	-	0	-	0	-	4	-	-	0	-	-	7	1
2	141	Hanley Benjamin	GBR	12	2	-	-	3	-	-	-	-	0	-	-	-	4	-	0	9	2
3	102	Abbase Anthony	GBR	8	-	4	-	4	3	-	-	-	-	-	-	0	-	0	-	11	1
4	187	Federer Fabian	ITA	6	0	-	-	2	-	-	-	-	3	-	-	-	3	-	7	15	2
5	166	Longhi Riccardo	ITA	3	-	-	0	-	5	-	-	4	9	-	2	-	-	-	-	20	1
6	184	Pex Jorrit	NLD	17	3	-	-	-	-	11	5	-	-	-	0	-	-	2	-	21	2
7	137	Celenta Francesco	ITA	5	11	-	-	-	-	2	0	-	-	-	3	-	-	8	-	24	1
8	192	Palomba Giuseppe	ITA	10	-	-	2	-	-	-	2	-	-	0	-	7	-	-	13	24	2
9	103	Irlando Alex	ITA	7	-	2	-	-	-	3	-	9	-	2	-	-	9	-	-	25	1
10	157	Loubere Pierre	GBR	22	-	-	3	-	-	-	6	-	-	7	-	3	-	-	9	28	2
11	168	Piccini Alessio	ITA	23	7	-	-	-	-	9	8	-	-	-	4	-	-	3	-	31	1
12	186	Lorandi Alessio	ITA	2	-	0	-	0	0	-	-	-	-	-	-	28	-	4	-	32	2
13	139	Gavrilov Klim	RUS	18	8	-	-	10	-	-	-	-	5	-	-	-	8	-	2	33	1
14	199	Torsellini Mirko	ITA	14	-	6	-	6	6	-	-	-	-	-	-	11	-	6	-	35	2
15	119	Renaudin Adrien	GBR	41	6	-	-	-	-	5	10	-	-	-	6	-	-	9	-	36	1
16	151	Giardelli Alessandro	ITA	4	-	-	14	-	-	-	3	-	-	6	-	6	-	-	8	37	2
17	130	Schmitz Alexander	DEU	11	4	-	-	-	-	6	4	-	-	-	11	-	-	13	-	38	1
18	150	Luyet Jean	CHE	21	-	-	5	-	7	-	-	12	6	-	10	-	-	-	-	40	2
19	140	Chubarov Ivan	RUS	31	-	7	-	-	-	4	-	5	-	13	-	-	15	-	-	44	1
20	138	Iglesias Jeremy	GBR	13	-	27	-	-	-	10	-	3	-	3	-	-	2	-	-	45	2
21	131	Dale Andrea	ITA	20	-	9	-	7	8	-	-	-	-	-	-	10	-	11	-	45	1
22	99	Dreezen Rick	BEL	34	-	-	13	-	-	-	12	-	-	9	-	5	-	-	6	45	2
23	144	Gonzales Nicolas	GBR	35	10	-	-	-	-	13	11	-	-	-	5	-	-	7	-	46	1
24	197	Cunati Simone	ITA	25	-	5	-	-	-	8	-	11	-	11	-	-	12	-	-	47	2
25	185	Pex Stan	NLD	30	5	-	-	5	-	-	-	-	27	-	-	-	7	-	3	47	1
26	162	Puhakka Simo	FIN	19	-	19	-	-	-	7	-	7	-	10	-	-	5	-	-	48	2
27	110	Baciуска Rokas	LTU	15	-	-	28	-	4	-	-	6	4	-	8	-	-	-	-	50	1
28	182	Persson Tornqvist Benjamin	SWE	16	-	-	32	-	-	-	7	-	-	5	-	2	-	-	4	50	2
29	105	Petit Hubert	GBR	45	-	-	8	-	11	-	-	15	7	-	9	-	-	-	-	50	1
30	101	De Conto Paolo	ITA	9	-	-	29	-	2	-	-	2	2	-	17	-	-	-	-	52	2
31	146	Skaras Emil	SWE	37	-	15	-	-	-	14	-	10	-	12	-	-	6	-	-	57	1
32	158	Habulin Kristijan	HRV	68	-	11	-	14	12	-	-	-	-	-	-	13	-	18	-	68	2
33	145	Fife Joshua	AUS	54	9	-	-	13	-	-	-	-	8	-	-	-	26	-	14	70	1
34	154	Denner Emilien	GBR	26	-	17	-	8	10	-	-	-	-	-	-	17	-	22	-	74	2
35	127	Paul Maximilian	DEU	50	-	25	-	12	14	-	-	-	-	-	-	18	-	5	-	74	1
36	147	Sjokvist Isac	SWE	66	24	-	-	20	-	-	-	-	10	-	-	-	10	-	10	74	2
37	160	Vigano' Matteo	ITA	40	-	-	31	-	-	-	9	-	-	8	-	4	-	-	28	80	1
38	177	Fuoco Antonio	ITA	24	22	-	-	17	-	-	-	-	13	-	-	-	25	-	5	82	2
39	123	Loussier Paul	GBR	71	12	-	-	-	-	22	18	-	-	-	13	-	-	17	-	82	1
40	114	Albanese Danilo	ITA	28	-	-	19	-	-	-	15	-	-	15	-	20	-	-	15	84	2
41	165	Dahlberg Alexander	SWE	38	-	8	-	16	18	-	-	-	-	-	-	30	-	12	-	84	1
42	98	Comanducci Francesco	ITA	52	-	-	9	-	-	-	14	-	-	14	-	27	-	-	20	84	2
43	111	Buran Alessandro	ITA	32	-	29	-	9	9	-	-	-	-	-	-	8	-	30	-	85	1
44	172	Dzitievi Yuri	RUS	57	-	-	12	-	16	-	-	18	17	-	22	-	-	-	-	85	2
45	195	Hall Philip	SWE	60	23	-	-	22	-	-	-	-	18	-	-	-	11	-	11	85	1





KZ2 Qualifying Heats (QH) DEF. RESULTS

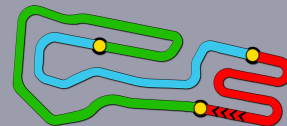
Document 63.1 OFFICIAL

Rnk	No.	Driver	Nat D.	Qp	E-F	A-B	C-D	B-F	B-C	A-E	D-E	A-C	C-F	A-D	C-E	B-D	A-F	B-E	D-F	Points	Group
46	194	De Vecchi Stefano	ITA	51	-	-	7	-	30	-	-	13	15	-	21	-	-	-	-	86	2
47	106	Leuillet Gabin	ERA	65	13	-	-	-	-	26	19	-	-	-	14	-	-	14	-	86	1
48	134	Bengtsson Axel	SWE	62	-	10	-	18	17	-	-	-	-	-	19	-	23	-	87	2	
49	124	Morardo Fabrizio	ITA	67	-	12	-	-	-	20	-	19	-	23	-	-	14	-	88	1	
50	115	Zani Christopher	ITA	49	-	22	-	-	-	18	-	21	-	16	-	-	13	-	90	2	
51	104	Leuillet Tom	ERA	33	-	-	6	-	28	-	-	8	23	-	26	-	-	-	91	1	
52	113	Zanchi Matteo	ITA	56	-	32	-	11	31	-	-	-	-	-	9	-	10	-	93	2	
53	167	Lanzeni William	ITA	29	15	-	-	-	-	12	13	-	-	-	27	-	-	27	-	94	1
54	170	Cebrian Gerard	ESP	55	-	20	-	-	-	16	-	27	-	17	-	-	16	-	96	2	
55	97	Rosina Michael	ITA	36	27	-	-	19	-	-	-	-	11	-	-	-	18	-	97	1	
56	171	Colombo Mirko	ITA	58	-	-	20	-	-	-	16	-	-	18	-	31	-	-	97	2	
57	142	Mihic Martin	SVN	78	19	-	-	27	-	-	-	-	16	-	-	-	19	-	97	1	
58	112	Lammers Bas	NLD	39	-	-	4	-	29	-	-	29	29	-	7	-	-	-	98	2	
59	193	Fusco Giuseppe	ITA	46	-	-	11	-	-	-	21	-	-	20	-	26	-	-	99	1	
60	189	Vasile Daniel	ROU	48	25	-	-	15	-	-	-	-	21	-	-	-	21	-	99	2	
61	153	Valenti Marco	ITA	59	14	-	-	-	-	19	20	-	-	-	20	-	-	26	-	99	1
62	136	Rismyhr Finn	NOR	61	-	31	-	-	-	17	-	16	-	19	-	-	17	-	100	2	
63	161	Camplese Lorenzo	ITA	27	-	-	16	-	25	-	-	34	14	-	12	-	-	-	101	1	
64	179	Nilsson Brandon	SWE	53	16	-	-	-	-	15	17	-	-	-	19	-	-	34	-	101	2
65	183	Varhaug Pal	NOR	63	-	-	18	-	13	-	-	26	30	-	15	-	-	-	102	1	
66	163	Peklin Ivan	UKR	64	-	-	15	-	-	-	31	-	-	22	-	15	-	-	102	2	
67	121	Arnaud Hugo	ERA	69	-	-	10	-	22	-	-	14	26	-	30	-	-	-	102	1	
68	132	Landais Thomas	ERA	47	18	-	-	-	-	28	24	-	-	-	18	-	-	15	-	103	2

GOOD BYE

69	169	Evrard Paul	ERA	70	-	-	17	-	-	-	28	-	-	26	-	14	-	-	18	103	1
70	116	Mascialino Federico	ITA	75	-	-	24	-	26	-	-	17	20	-	16	-	-	-	-	103	2
71	109	Lay Gillian	ERA	74	-	13	-	21	15	-	-	-	-	-	32	-	24	-	105	1	
72	107	Nomblot Jean	ERA	80	-	24	-	23	21	-	-	-	-	-	23	-	19	-	110	2	
73	125	Reinhard Andre	CHE	72	17	-	-	24	-	-	-	-	22	-	-	24	-	24	111	1	
74	149	Munaretto Luca	ITA	73	-	14	-	-	-	27	-	22	-	25	-	-	23	-	111	2	
75	143	Berndt Tim	AUT	82	-	-	26	-	-	-	29	-	-	21	-	12	-	-	23	111	1
76	120	Zanetti Matteo	GBR	77	28	-	-	-	-	21	23	-	-	-	24	-	-	16	-	112	2
77	178	Ugran Filip	ROU	79	-	16	-	-	-	31	-	23	-	24	-	-	22	-	116	1	
78	122	Von Lerber Isabelle	CHE	81	-	-	25	-	23	-	-	20	25	-	25	-	-	-	118	2	
79	198	Forne Tomas Toni	ESP	87	-	-	22	-	19	-	-	24	24	-	29	-	-	-	118	1	
80	155	Lang Hannah	GBR	76	-	-	21	-	-	-	22	-	-	27	-	24	-	-	26	120	2
81	108	Valente Enzo	ERA	44	-	26	-	30	32	-	-	-	-	-	16	-	20	-	124	1	
82	190	Attianese Luca	ITA	83	26	-	-	-	-	23	27	-	-	-	23	-	-	25	-	124	2
83	129	Efrosinin Georgii	RUS	86	-	30	-	25	27	-	-	-	-	-	22	-	21	-	125	1	
84	133	Gemmill Oliver	GBR	92	-	23	-	29	24	-	-	-	-	-	21	-	28	-	125	2	
85	118	Rossini Nicola	ITA	93	-	-	30	-	20	-	-	25	19	-	31	-	-	-	125	1	
86	152	Berto Filippo	ITA	42	20	-	-	31	-	-	-	-	12	-	-	-	33	-	33	129	2
87	128	Chayka Sergiy	RUS	89	21	-	-	-	-	25	26	-	-	-	28	-	-	29	-	129	1
88	191	Sager Moritz	AUT	90	30	-	-	28	-	-	-	-	31	-	-	-	20	-	25	134	2
89	175	Astashenko Anton	BLR	88	-	-	23	-	-	-	25	-	-	30	-	25	-	-	33	136	1





KZ2

**Qualifying Heats (QH)
DEF. RESULTS**

Document 63.1 OFFICIAL

Rnk	No.	Driver	Nat D.	Qp	E-F	A-B	C-D	B-F	B-C	A-E	D-E	A-C	C-F	A-D	C-E	B-D	A-F	B-E	D-F	Points	Group
90	173	Lopez Marc-oriol		91	-	28	-	-	-	24	-	28	-	28	-	-	28	-	-	136	2
91	148	Kochev Konstantin		84	29	-	-	26	-	-	-	-	28	-	-	-	27	-	27	137	1
92	126	La Martina Vincenzo Alessio		85	-	18	-	-	-	29	-	33	-	33	-	-	33	-	-	146	2
93	174	Lopatin Andrew		94	-	-	27	-	-	-	30	-	-	29	-	29	-	-	33	148	1
94	135	Rasmussen Oliver		43	-	21	-	-	-	30	-	33	-	33	-	-	33	-	-	150	2

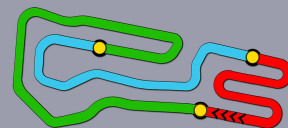


Scan this QR code for live timing



Timing service and charts editing provided by:

**Federazione Italiana
Cronometristi**



Qualifying Heats D-F

Document 62.1 OFFICIAL

KZ2 DEF. RESULTS

Rnk	No.	Entrant	Nat E.	Driver	Nat D.	Equipment	Time	Laps	Best Lap	Gap	Interv.	Sector 1	Sector 2	Sector 3	Penalty	Points
1	▲3	141 CROCPROMOTION SRL	ITA	Hanley Benjamin	GBR	Drago Corse / Tm / Bridgestone	13:13.133	13	59.887			23.140	19.356	17.391		0
2	▲4	139 CROCPROMOTION SRL	ITA	Gavrilov Klim	RUS	Crocpromotion / Tm / Bridgestone	13:14.595	13	1:00.005	1.462	1.462	23.089	19.186	17.730		2
3	▲7	185 CRG HOLLAND	NLD	Pex Stan	NLD	Crq / Tm / Bridgestone	13:18.601	13	1:00.461	5.468	4.006	23.160	19.422	17.879		3
4	▲1	182 CRG HOLLAND	NLD	Persson Tornqvist Benja	SWE	Crq / Tm / Bridgestone	13:19.393	13	1:00.200	6.260	0.792	23.177	19.287	17.736		4
5	▲3	177 TONY KART RACING TEAM	ITA	Fuoco Antonio	ITA	Tony Kart / Vortex / Bridgestone	13:24.871	13	1:00.361	11.738	5.478	23.266	19.423	17.672		5
6	▲5	99 BIREL ART RACING KSW	AUT	Dreezen Rick	BEL	Birel Art / Tm / Bridgestone	13:18.060	13	59.880	14.927	3.189	23.073	19.286	17.521	+10.000	6
7	▼5	187 SRP RACING TEAM	DEU	Federer Fabian	ITA	Crq / Tm / Bridgestone	13:28.587	13	1:00.952	15.454	0.527	23.214	19.595	18.143		7
8	▼7	151 CRG SPA	ITA	Giardelli Alessandro	ITA	Crq / Tm / Bridgestone	13:29.186	13	1:01.035	16.053	0.599	23.682	19.586	17.767		8
9	▼2	157 PRAGA RACING TEAM	ITA	Loubere Pierre	ITA	Praga / Tm / Bridgestone	13:29.642	13	1:01.130	16.509	0.456	23.554	19.626	17.950		9
10	▲12	147 ENERGY CORSE SRL	ITA	Sjokvist Isac	SWE	Energy / Tm / Bridgestone	13:34.569	13	1:01.454	21.436	4.927	23.501	19.742	18.211		10
11	▲9	195 RENDA MOTORSPORT	ITA	Hall Philip	SWE	Formula K / Vortex / Bridgestone	13:39.400	13	1:01.513	26.267	4.831	23.833	19.654	18.026		11
12	▲7	171 COLOMBO MIRKO	ITA	Colombo Mirko	ITA	Energy / Tm / Bridgestone	13:40.579	13	1:01.182	27.446	1.179	23.648	19.623	17.911		12
13	▼10	192 INTREPID DRIVER PROGRAM	ITA	Palomba Giuseppe	ITA	Intrepid / Tm / Bridgestone	13:31.169	13	1:01.130	28.036	0.590	23.410	19.727	17.993	+10.000	13
14	▲4	145 ENERGY CORSE SRL	ITA	Fife Joshua	AUS	Energy / Tm / Bridgestone	13:31.355	13	1:00.610	28.222	0.186	23.133	19.500	17.977	+10.000	14
15	▼6	114 ALBANESE DANILO	ITA	Albanese Danilo	ITA	Tony Kart / Vortex / Bridgestone	13:32.484	13	1:00.770	29.351	1.129	23.254	19.610	17.906	+10.000	15
16	▲10	142 MIHIC MARTINN	SVK	Mihic Martin	SVK	Tb Kart / Tm / Bridgestone	13:42.781	13	1:01.613	29.648	0.297	23.597	19.414	18.602		16
17	▼1	189 DR SRL	ITA	Vasile Daniel	ROU	Dr / Modena Engines / Bridgestone	13:36.313	13	1:00.972	33.180	3.532	23.343	19.465	18.164	+10.000	17
18	▲5	169 EVRRARD PAUL	ITA	Evrard Paul	ITA	Tony Kart / Vortex / Bridgestone	13:37.385	13	1:01.382	34.252	1.072	23.452	19.695	18.235	+10.000	18
19	▲2	163 MARANELLO KART	ITA	Peklin Ivan	ITA	Maranello / Tm / Bridgestone	13:49.640	13	1:01.935	36.507	2.255	23.850	19.784	18.301		19
20	▼3	98 COMANDUCCI ANDREA	ITA	Comanducci Francesco	ITA	Tony Kart / Tm / Bridgestone	13:39.988	13	1:01.592	36.855	0.348	23.616	19.897	18.079	+10.000	20
21	▼6	193 RENDA MOTORSPORT	ITA	Fusco Giuseppe	ITA	Fk / Vortex / Bridgestone	13:57.818	13	1:01.820	44.685	7.830	23.720	19.625	18.475		21
22	▼10	97 CRG SPA	ITA	Rosina Michael	ITA	Crq / Tm / Bridgestone	13:48.753	13	1:02.237	45.620	0.935	23.975	20.023	18.239	+10.000	22
23	▲4	143 MARANELLO KART	ITA	Berndt Tim	ITA	Maranello / Tm / Bridgestone	13:52.219	13	1:02.140	49.086	3.466	23.956	20.020	18.164	+10.000	23
24	▲	125 REINHARD ANDRE	ITA	Reinhard Andre	ITA	Crq / Tm / Bridgestone	13:56.760	13	1:02.133	53.627	4.541	23.772	20.041	18.320	+10.000	24
25	▲5	191 KSB RACING TEAM	ITA	Sager Moritz	ITA	Kosmic / Vortex / Bridgestone	13:59.008	13	1:02.107	55.875	2.248	23.932	19.829	18.346	+10.000	25
26	▼1	155 MK RACING	GBR	Lang Hannah	GBR	Tony Kart / Vortex / Bridgestone	14:12.336	13	1:03.285	59.203	3.328	24.318	20.068	18.899		26
27	▲1	148 ENERGY CORSE SRL	ITA	Kochev Konstantin	RUS	Energy / Tm / Bridgestone	6:42.117	6	1:03.922	7 Laps	7 Laps	24.789	20.592	18.541		27
28	▼15	160 TONY KART RACING TEAM	ITA	Vigano' Matteo	ITA	Tony Kart / Vortex / Bridgestone	5:22.337	5	1:02.115	8 Laps	1 Lap	23.797	20.005	18.313		28

No.99 Dreezen Rick : Time penalty of 10". According to steward's decision n°149

No.192 Palomba Giuseppe : Time penalty of 10". According to steward's decision n°150

No.145 Fife Joshua : Time penalty of 10". According to steward's decision n°152

No.114 Albanese Danilo : Time penalty of 10". According to steward's decision n°151

No.189 Vasile Daniel : Time penalty of 10". According to steward's decision n°153

No.169 Evrard Paul : Time penalty of 10". According to steward's decision n°154

No.98 Comanducci Francesco : Time penalty of 10". According to steward's decision n°155

No.97 Rosina Michael : Time penalty of 10". According to steward's decision n°156

No.143 Berndt Tim : Time penalty of 10". According to steward's decision n°157

No.125 Reinhard Andre : Time penalty of 10". According to steward's decision n°159

No.191 Sager Moritz : Time penalty of 10". According to steward's decision n°158

Not Classified

152	CRG SPA	ITA	Berto Filippo	ITA	Crq / Tm / Bridgestone					DNS						33
174	LOPATIN ANDREW	BEL	Lopatin Andrew	BEL	Tony Kart / Tm / Bridgestone					DNS						33
175	ASTASHENKO ANTON	BEL	Astashenko Anton	BEL	Tony Kart / Tm / Bridgestone					DNS						33

Leaders : No.139 Gavrilov Klim (1-4) / No.141 Hanley Benjamin (5-13)

Start Time : 18/02 - 11:31:54

Best Lap : No.99 Dreezen Rick 59.880 72,14 Kph

Weather : Cloudy Air : 4°C Track : Wet

Event Record : No.181 Lorandi Leonardo 46.693 92,51 Kph

No.189 01:55 Lap 1

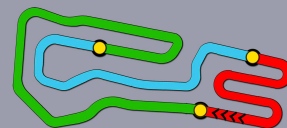


Scan this QR code for live timing



Timing service and charts editing provided by:

Federazione Italiana Cronometristi



KZ2

Qualifying Heats D-F Lap Chart

For information purposes. No official / regulatory value

	1	2	3	4	5	6	7	8	9	10	11	12	13	14	15	16	17	18	19	20	21	22	23	24	25	26	27	28	29	30	31
Grid	151	187	192	141	182	139	157	177	114	185	99	97	160	152	193	189	98	145	171	195	163	147	169	125	155	142	143	148	175	191	174
Start	187	151	141	192	139	177	182	185	157	99	114	189	97	160	145	193	147	171	98	125	169	195	142	148	163	155	143	191			
Lap 1 Interval	139	151	141	185	182	177	187	99	157	192	114	147	145	160	169	171	98	195	142	97	125	189	148	163	143	193	155	191			
Lap 2	0.4	0.2	0.4	0.2	0.3	0.3	0.2	0.5	0.4	0.1	0.3	0.5	0.3	0.2	0.1	0.6	0.2	0.5	0.4	0.3	0.7	0.1	0.3	0.2	0.2	1.5	6.0				
Lap 3	139	141	185	151	182	177	187	99	157	192	147	114	145	160	169	171	195	98	142	97	189	125	143	163	148	193	155	191			
Lap 4	0.3	1.4	0.5	0.3	0.1	0.5	0.2	0.3	0.5	0.7	0.5	0.3	0.4	0.4	0.4	0.5	0.6	0.3	0.6	0.0	1.7	1.5	0.4	0.5	0.0	1.3	2.9				
Lap 5	139	141	185	151	182	177	187	99	157	192	147	114	145	160	169	171	195	98	142	189	97	125	143	163	143	193	148	191	155		
Lap 6	0.5	1.0	1.3	0.5	1.3	0.0	0.2	0.2	0.7	0.6	0.6	0.3	0.3	0.8	0.4	0.2	1.0	0.4	0.2	1.3	2.3	1.5	0.4	1.4	0.8	1.1	0.0				
Lap 7	139	141	185	182	151	177	187	99	157	192	147	114	145	160	169	195	171	98	189	142	97	125	163	143	193	148	191	155			
Lap 8	0.4	0.9	2.1	0.5	1.3	0.3	0.8	0.5	0.3	0.8	0.3	0.2	0.1	0.9	0.8	0.4	0.3	0.3	0.8	2.3	2.5	1.0	0.6	1.5	1.1	0.3	2.7				
Lap 9	141	139	185	182	151	99	177	187	157	192	114	147	145	169	160	195	171	189	98	142	97	125	163	143	193	191	148	155			
Lap 10	0.4	0.5	1.8	1.3	0.5	0.7	1.5	0.2	0.4	1.3	0.5	0.6	0.6	0.6	0.4	0.1	0.4	0.5	0.4	0.8	2.5	3.5	0.2	0.5	2.2	1.6	0.5	3.3			
Lap 11	141	139	185	182	99	151	177	187	157	192	114	145	147	169	195	171	189	98	142	97	163	143	125	191	193	155					
Lap 12	0.4	0.4	1.9	2.0	0.7	0.1	1.7	0.6	0.3	1.0	1.1	0.4	0.9	1.0	0.4	0.1	0.2	1.1	3.8	3.4	0.5	1.4	2.6	0.1	148	155					
Lap 13	0.5	0.6	1.6	2.0	1.9	0.4	0.9	0.8	0.6	1.0	1.3	0.8	0.6	0.6	1.9	0.2	0.4	0.2	0.5	3.9	3.7	0.5	1.5	1.7	1.0	7.0					
Lap 14	141	139	185	182	99	177	151	187	157	192	114	145	147	169	189	195	98	171	142	97	163	143	125	191	193	155					
Lap 15	0.6	0.5	1.2	2.1	2.6	1.1	0.4	1.0	0.5	1.6	0.5	1.5	0.7	1.5	1.1	0.4	0.3	0.8	4.3	2.9	0.9	2.6	1.3	1.2	8.4						
Lap 16	141	139	185	182	99	177	187	151	157	192	114	145	147	169	189	195	98	171	142	97	163	143	125	191	193	155					
Lap 17	0.8	0.7	1.8	1.4	3.2	2.1	0.7	0.7	0.3	0.6	0.6	2.1	0.5	1.7	1.4	0.5	1.6	0.1	4.2	2.3	1.4	3.4	0.1	2.3	8.9						
Lap 18	141	139	185	182	99	177	187	151	157	192	114	145	147	169	189	195	98	171	142	97	163	143	125	191	193	155					
Lap 19	0.9	1.4	1.4	0.9	3.6	2.7	0.8	0.8	0.4	1.2	0.7	1.7	1.2	0.8	1.6	0.5	1.8	0.7	4.1	2.2	1.4	4.5	0.9	0.7	10.0						
Lap 20	141	139	185	182	99	177	187	151	157	192	114	145	147	169	189	195	98	171	142	97	163	143	125	191	193	155					
Lap 21	1.4	2.0	1.0	0.2	4.1	3.7	0.6	0.7	0.5	0.7	1.2	2.0	1.6	0.2	1.9	0.5	1.8	1.1	4.5	2.1	1.2	5.3	1.3	0.0	10.6						
Lap 22	141	139	185	99	182	177	187	151	157	192	145	114	147	189	169	195	98	171	142	97	163	143	125	193	191	155					
Lap 23	1.3	2.8	0.3	0.6	4.2	4.6	0.6	0.5	0.4	0.4	1.6	2.4	2.2	0.3	2.2	0.4	0.6	1.6	5.2	1.9	1.5	5.3	1.3	0.8	10.9						
Lap 24	141	139	99	185	182	177	187	151	157	192	145	114	147	189	169	195	98	171	142	97	163	143	125	193	191	155					
Lap 25	1.4	3.4	0.5	0.7	5.4	3.7	0.5	0.4	1.5	1.5	1.1	2.0	1.7	1.0	2.0	0.5	0.5	2.2	5.9	0.8	2.5	4.5	1.0	1.1	13.3						

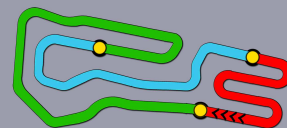


Scan this QR code for live timing



Timing service and charts editing provided by:

**Federazione Italiana
Cronometristi**



KZ2

Qualifying Heats D-F Analysis

For information purposes. No official / regulatory value

Laps	Sector 1	Sector 2	Sector 3	Lap Time
No.97 Rosina Michael				
1	27.905	21.836	20.051	1:09.792
2	24.475	20.523	19.058	1:04.056
3	24.633	20.261	18.772	1:03.666
4	24.400	20.389	18.882	1:03.671
5	24.375	20.029	18.214	1:02.618
6	24.875	20.088	18.383	1:03.346
7	23.995	20.030	18.642	1:02.667
8	24.104	20.027	18.688	1:02.819
9	24.047	20.174	18.260	1:02.481
10	23.924	20.193	18.329	1:02.446
11	24.147	20.079	18.218	1:02.444
12	23.975	20.023	18.239	1:02.237
13	23.923	19.771	19.316	1:03.010

Laps	Sector 1	Sector 2	Sector 3	Lap Time
No.98 Comanducci Francesco				
1	26.891	21.315	19.456	1:07.662
2	24.540	20.319	19.443	1:04.302
3	24.017	19.944	18.729	1:02.690
4	24.003	19.923	18.234	1:02.160
5	24.805	19.833	18.113	1:02.751
6	23.701	19.711	18.354	1:01.766
7	23.907	20.084	18.806	1:02.797
8	24.205	19.599	18.364	1:02.168
9	24.028	19.653	18.257	1:01.938
10	23.828	19.663	18.232	1:01.723
11	23.616	19.897	18.079	1:01.592
12	23.794	20.259	18.375	1:02.428
13	23.827	19.713	18.146	1:01.686

Laps	Sector 1	Sector 2	Sector 3	Lap Time
No.99 Dreezen Rick				
1	25.694	20.558	19.033	1:05.285
2	24.226	19.819	18.665	1:02.710
3	23.520	19.790	18.773	1:02.083
4	23.878	19.929	18.078	1:01.885
5	23.267	19.554	17.638	1:00.459
6	23.301	19.604	18.003	1:00.908
7	23.165	19.419	17.817	1:00.401
8	23.151	19.250	17.916	1:00.317
9	23.226	19.396	17.658	1:00.280
10	23.171	19.376	17.447	59.994
11	23.073	19.286	17.521	59.880
12	22.890	19.266	17.785	59.941
13	23.050	19.757	17.865	1:00.672

Laps	Sector 1	Sector 2	Sector 3	Lap Time
No.114 Albanese Danilo				
1	26.579	20.732	19.066	1:06.377

Laps	Sector 1	Sector 2	Sector 3	Lap Time
2	24.735	20.317	18.745	1:03.797
3	23.774	20.010	18.576	1:02.360
4	23.750	20.037	18.544	1:02.331
5	23.609	20.067	18.223	1:01.899
6	23.492	19.628	18.067	1:01.187
7	23.612	19.561	18.569	1:01.742
8	23.622	19.865	18.224	1:01.711
9	23.254	19.610	17.906	1:00.770
10	23.644	20.923	18.186	1:02.753
11	23.496	19.527	18.076	1:01.099
12	23.413	19.503	18.428	1:01.344
13	23.768	19.516	18.566	1:01.850

Laps	Sector 1	Sector 2	Sector 3	Lap Time
No.125 Reinhard Andre				
1	27.267	22.049	19.878	1:09.194
2	25.019	21.205	19.321	1:05.545
3	24.907	20.360	18.980	1:04.247
4	24.516	20.484	18.880	1:03.880
5	24.383	20.487	18.718	1:03.588
6	25.656	20.641	18.913	1:05.210
7	24.332	20.237	18.590	1:03.159
8	24.277	20.091	18.977	1:03.345
9	24.257	20.022	19.041	1:03.320
10	24.430	20.274	18.631	1:03.335
11	24.160	20.213	18.602	1:02.975
12	24.009	19.947	18.471	1:02.427
13	23.772	20.041	18.320	1:02.133

Laps	Sector 1	Sector 2	Sector 3	Lap Time
No.139 Gavrilov Klim				
1	25.428	20.184	18.153	1:03.765
2	23.599	19.767	17.923	1:01.289
3	23.595	19.555	17.807	1:00.957
4	23.370	19.538	18.025	1:00.933
5	23.494	19.700	18.882	1:02.076
6	23.280	19.456	17.974	1:00.710
7	23.296	19.330	17.889	1:00.515
8	23.235	19.471	17.893	1:00.599
9	23.049	19.328	17.875	1:00.252
10	23.091	19.319	17.783	1:00.193
11	23.420	19.343	17.634	1:00.397
12	23.089	19.186	17.730	1:00.005
13	23.394	19.186	17.878	1:00.458

Laps	Sector 1	Sector 2	Sector 3	Lap Time
No.141 Hanley Benjamin				
1	26.121	20.431	18.366	1:04.918
2	23.644	19.717	17.607	1:00.968
3	23.443	19.913	17.767	1:01.123

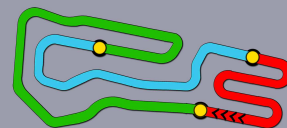
Laps	Sector 1	Sector 2	Sector 3	Lap Time
4	23.466	19.629	17.780	1:00.875
5	23.317	19.766	18.036	1:01.119
6	23.408	19.569	17.806	1:00.783
7	23.238	19.475	17.622	1:00.335
8	23.343	19.521	17.727	1:00.591
9	23.048	19.441	17.515	1:00.004
10	23.306	19.314	17.487	1:00.107
11	23.140	19.356	17.391	59.887
12	23.329	19.276	17.541	1:00.146
13	23.156	19.546	17.604	1:00.306

Laps	Sector 1	Sector 2	Sector 3	Lap Time
No.142 Mihic Martin				
1	27.270	21.484	19.514	1:08.268
2	24.408	20.206	19.264	1:03.878
3	23.961	19.847	18.898	1:02.706
4	24.342	19.651	18.962	1:02.955
5	24.024	19.857	18.502	1:02.383
6	23.911	19.811	18.366	1:02.088
7	23.690	19.986	18.835	1:02.511
8	23.914	19.720	18.875	1:02.509
9	23.601	19.562	19.356	1:02.519
10	24.135	19.651	18.754	1:02.540
11	23.668	19.611	18.761	1:02.040
12	23.597	19.414	18.602	1:01.613
13	23.794	19.652	18.796	1:02.242

Laps	Sector 1	Sector 2	Sector 3	Lap Time
No.143 Berndt Tim				
1	26.772	21.874	20.114	1:08.760
2	25.602	20.756	19.345	1:05.703
3	25.204	20.293	18.767	1:04.264
4	24.459	21.099	18.422	1:03.980
5	23.958	20.418	18.346	1:02.722
6	24.006	20.541	18.423	1:02.970
7	24.194	20.708	18.132	1:03.034
8	23.910	20.346	18.049	1:02.305
9	23.947	20.333	18.175	1:02.455
10	23.954	20.167	18.194	1:02.315
11	23.956	20.020	18.164	1:02.140
12	24.024	20.223	18.163	1:02.410
13	23.882	20.109	18.954	1:02.945

Laps	Sector 1	Sector 2	Sector 3	Lap Time
No.145 Fife Joshua				
1	26.275	20.882	19.536	1:06.693
2	23.990	20.419	18.781	1:03.190
3	23.823	19.920	18.636	1:02.379
4	23.823	19.993	18.418	1:02.234
5	24.166	20.188	18.504	1:02.858





KZ2

Qualifying Heats D-F Analysis

For information purposes. No official / regulatory value

Laps	Sector 1	Sector 2	Sector 3	Lap Time
6	23.411	19.624	18.126	1:01.161
7	24.024	19.658	18.226	1:01.908
8	23.361	19.411	18.137	1:00.909
9	23.239	19.663	18.006	1:00.908
10	23.234	20.137	17.947	1:01.318
11	23.133	19.500	17.977	1:00.610
12	23.532	19.486	17.900	1:00.918
13	23.387	19.631	19.387	1:02.405

No.147 Sjokvist Isac				
1	25.978	20.721	19.115	1:05.814
2	24.300	19.991	18.597	1:02.888
3	23.728	19.962	18.552	1:02.242
4	23.772	20.275	18.586	1:02.633
5	23.832	20.388	18.571	1:02.791
6	23.622	19.955	18.728	1:02.305
7	23.943	19.821	18.508	1:02.272
8	23.685	19.798	18.099	1:01.582
9	23.585	19.696	18.259	1:01.540
10	23.472	19.833	18.366	1:01.671
11	23.501	19.742	18.211	1:01.454
12	23.500	19.877	18.334	1:01.711
13	23.468	19.702	18.305	1:01.475

No.148 Kochev Konstantin				
1	27.495	22.114	20.217	1:09.826
2	26.366	20.750	20.125	1:07.241
3	25.243	21.820	18.984	1:06.047
4	24.789	20.592	18.541	1:03.922
5	24.917	20.104	19.365	1:04.386
6	25.015	20.887	20.183	1:06.085

No.151 Giardelli Alessandro				
1	25.962	20.633	18.433	1:05.028
2	24.325	19.948	18.913	1:03.186
3	23.977	19.713	17.833	1:01.523
4	24.614	19.616	17.931	1:02.161
5	23.598	19.610	18.412	1:01.620
6	24.043	19.803	18.268	1:02.114
7	24.346	19.820	17.982	1:02.148
8	23.830	19.555	18.247	1:01.632
9	24.805	19.801	18.057	1:02.663
10	23.682	19.586	17.767	1:01.035
11	24.144	19.421	17.727	1:01.292
12	24.030	19.496	17.992	1:01.518
13	23.737	19.699	18.183	1:01.619

No.155 Lang Hannah				
1	28.730	22.221	20.887	1:11.838
2	25.411	20.855	20.068	1:06.334
3	25.354	20.914	19.590	1:05.858
4	25.152	20.658	19.971	1:05.781
5	24.785	20.294	19.519	1:04.598
6	25.096	20.417	19.327	1:04.840
7	25.373	20.316	19.189	1:04.878
8	25.046	20.492	19.059	1:04.597
9	24.619	19.996	19.083	1:03.698
10	24.513	20.172	18.962	1:03.647
11	24.318	20.068	18.899	1:03.285
12	24.227	20.312	18.979	1:03.518
13	24.639	20.299	19.596	1:04.534

No.157 Loubere Pierre				
1	26.179	20.619	19.065	1:05.863
2	23.881	20.228	18.433	1:02.542
3	23.653	20.145	18.381	1:02.179
4	24.232	20.296	18.239	1:02.767
5	23.573	19.908	18.185	1:01.666
6	23.451	19.979	18.216	1:01.646
7	23.694	19.655	17.988	1:01.337
8	23.179	19.963	18.155	1:01.297
9	23.717	19.691	18.539	1:01.947
10	23.528	19.541	18.124	1:01.193
11	23.554	19.626	17.950	1:01.130
12	23.694	19.501	18.134	1:01.329
13	23.651	19.803	18.094	1:01.548

No.160 Viganò Matteo				
1	26.374	21.671	19.125	1:07.170
2	24.119	20.261	18.913	1:03.293
3	23.860	20.072	18.356	1:02.288
4	23.797	20.005	18.313	1:02.115
5	23.826	20.219	19.733	1:03.778

No.163 Peklin Ivan				
1	28.022	21.956	20.110	1:10.088
2	25.588	21.092	19.688	1:06.368
3	25.010	20.655	18.627	1:04.292
4	24.502	20.266	18.119	1:02.887
5	23.862	20.629	18.337	1:02.828
6	24.276	20.206	18.506	1:02.988
7	24.688	20.298	17.985	1:02.971
8	24.096	20.132	17.732	1:01.960
9	23.634	20.089	18.217	1:01.940

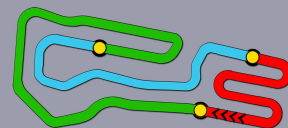
10	23.857	19.928	18.550	1:02.335
11	24.048	19.831	18.464	1:02.343
12	23.878	20.077	18.094	1:02.049
13	23.850	19.784	18.301	1:01.935

No.169 Evrard Paul				
1	26.087	20.792	19.797	1:06.676
2	24.327	20.396	18.772	1:03.495
3	24.056	20.116	18.494	1:02.666
4	23.766	19.989	18.508	1:02.263
5	23.767	19.871	18.749	1:02.387
6	23.670	19.669	18.551	1:01.890
7	23.835	19.862	18.275	1:01.972
8	23.815	19.739	18.089	1:01.643
9	23.452	19.695	18.235	1:01.382
10	24.138	19.786	18.472	1:02.396
11	23.806	19.567	18.489	1:01.862
12	23.851	20.294	18.452	1:02.597
13	23.676	19.609	18.443	1:01.728

No.171 Colombo Mirko				
1	26.862	21.131	19.030	1:07.023
2	24.701	20.137	18.907	1:03.745
3	24.149	20.035	18.493	1:02.677
4	23.955	20.592	18.538	1:03.085
5	24.016	19.828	18.311	1:02.155
6	23.930	19.773	18.642	1:02.345
7	24.591	20.005	18.852	1:03.448
8	24.247	19.783	18.221	1:02.251
9	24.014	19.848	19.342	1:03.204
10	24.061	19.661	18.249	1:01.971
11	23.769	19.698	18.105	1:01.572
12	23.648	19.623	17.911	1:01.182
13	23.649	19.564	18.442	1:01.655

No.177 Fuoco Antonio				
1	25.544	21.155	18.634	1:05.333
2	23.914	19.762	18.781	1:02.457
3	24.048	19.799	18.978	1:02.825
4	23.673	20.025	17.925	1:01.623
5	23.835	19.702	17.985	1:01.522
6	23.308	19.637	18.103	1:01.048
7	23.721	19.616	18.138	1:01.475
8	23.646	19.653	17.710	1:01.009
9	23.580	19.641	17.700	1:00.921
10	23.266	19.423	17.672	1:00.361
11	23.248	19.422	17.710	1:00.380





KZ2

Qualifying Heats D-F Analysis

For information purposes. No official / regulatory value

Laps	Sector 1	Sector 2	Sector 3	Lap Time
12	23.173	19.727	17.846	1:00.746
13	24.228	19.785	18.504	1:02.517

No.182 Persson Tornqvist Benjamin				
Laps	Sector 1	Sector 2	Sector 3	Lap Time
1	25.829	20.568	18.545	1:04.942
2	23.892	20.011	18.673	1:02.576
3	23.744	19.714	18.249	1:01.707
4	23.380	19.665	17.998	1:01.043
5	23.335	19.647	17.834	1:00.816
6	23.381	19.630	17.742	1:00.753
7	23.164	19.441	17.789	1:00.394
8	23.177	19.287	17.736	1:00.200
9	23.400	19.521	18.066	1:00.987
10	23.174	19.324	18.009	1:00.507
11	23.385	19.288	17.853	1:00.526
12	23.491	19.643	17.762	1:00.896
13	23.157	19.486	18.674	1:01.317

No.185 Pex Stan				
Laps	Sector 1	Sector 2	Sector 3	Lap Time
1	25.505	20.373	18.623	1:04.501
2	23.854	19.796	18.321	1:01.971
3	23.203	19.588	17.934	1:00.725
4	23.049	19.659	18.041	1:00.749
5	23.586	19.630	17.963	1:01.179
6	23.193	19.441	17.964	1:00.598
7	23.224	19.521	17.999	1:00.744
8	23.117	19.483	17.923	1:00.523
9	23.160	19.422	17.879	1:00.461
10	23.207	19.566	18.105	1:00.878
11	23.276	19.675	17.997	1:00.948
12	23.157	19.648	18.049	1:00.854
13	23.254	20.038	18.303	1:01.595

No.187 Federer Fabian				
Laps	Sector 1	Sector 2	Sector 3	Lap Time
1	26.466	21.101	19.145	1:06.712
2	24.084	19.725	18.832	1:02.641
3	24.026	19.822	18.754	1:02.602
4	24.445	19.666	18.369	1:02.480
5	23.759	19.758	18.376	1:01.893
6	23.510	19.604	18.168	1:01.282
7	23.538	19.513	18.081	1:01.132
8	23.349	19.613	18.154	1:01.116
9	23.839	19.632	18.064	1:01.535
10	23.214	19.595	18.143	1:00.952
11	23.669	19.535	18.221	1:01.425
12	23.627	19.717	18.246	1:01.590
13	23.481	19.872	18.271	1:01.624

No.189 Vasile Daniel				
Laps	Sector 1	Sector 2	Sector 3	Lap Time
1	30.290	20.294	20.377	1:10.961
2	24.414	19.985	18.681	1:03.080
3	23.967	19.643	18.612	1:02.222
4	23.686	19.800	18.387	1:01.873
5	23.953	19.433	18.599	1:01.985
6	23.900	19.692	18.386	1:01.978
7	23.829	20.029	18.421	1:02.279
8	23.705	19.382	18.142	1:01.229
9	23.396	19.548	18.616	1:01.560
10	23.713	19.535	18.303	1:01.551
11	23.622	19.446	18.183	1:01.251
12	23.657	19.902	18.461	1:02.020
13	23.343	19.465	18.164	1:00.972

No.191 Sager Moritz				
Laps	Sector 1	Sector 2	Sector 3	Lap Time
1	26.033	20.563	18.981	1:05.577
2	24.516	20.075	18.619	1:03.210
3	24.169	20.240	18.448	1:02.857
4	24.368	20.089	18.675	1:03.132
5	24.754	20.338	18.437	1:03.529
6	24.540	19.936	18.724	1:03.200
7	23.913	19.845	18.451	1:02.209
8	24.091	19.869	19.064	1:03.024
9	23.932	19.829	18.346	1:02.107
10	24.322	20.996	18.792	1:04.110
11	24.015	20.029	19.346	1:03.390
12	24.956	19.744	18.574	1:03.274
13	23.863	19.568	18.739	1:02.170

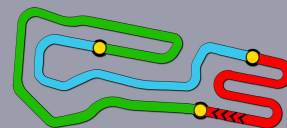
No.192 Palomba Giuseppe				
Laps	Sector 1	Sector 2	Sector 3	Lap Time
1	27.368	20.769	19.230	1:07.367
2	23.997	20.095	18.558	1:02.650
3	23.873	19.978	18.503	1:02.354
4	23.752	20.336	18.321	1:02.409
5	23.552	19.871	18.326	1:01.749
6	23.753	19.743	18.028	1:01.524
7	23.677	19.871	18.129	1:01.677
8	23.410	19.727	17.993	1:01.130
9	23.462	19.770	18.580	1:01.812
10	23.488	19.717	18.106	1:01.311
11	23.231			1:01.150
12	23.309	19.716	18.217	1:01.242
13	23.398	19.794	19.462	1:02.654

No.193 Fusco Giuseppe				
Laps	Sector 1	Sector 2	Sector 3	Lap Time
1	28.235	22.744	20.220	1:11.199

Laps	Sector 1	Sector 2	Sector 3	Lap Time
2	25.749	21.215	19.541	1:06.505
3	25.269	20.953	18.881	1:05.103
4	24.472	20.545	18.589	1:03.606
5	24.298	20.361	18.747	1:03.406
6	25.242	20.604	19.137	1:04.983
7	24.237	20.399	18.528	1:03.164
8	24.360	20.238	18.557	1:03.155
9	24.186	20.219	18.784	1:03.189
10	24.120	20.078	18.369	1:02.567
11	24.295	19.964	18.432	1:02.691
12	24.276	19.937	18.158	1:02.371
13	23.720	19.625	18.475	1:01.820

No.195 Hall Philip				
Laps	Sector 1	Sector 2	Sector 3	Lap Time
1	27.176	21.147	19.421	1:07.744
2	24.565	20.236	18.527	1:03.328
3	24.053	19.919	18.348	1:02.320
4	23.936	20.035	18.486	1:02.457
5	24.092	19.867	18.198	1:02.157
6	23.812	19.966	18.527	1:02.305
7	24.268	20.395	18.487	1:03.150
8	24.167	19.886	18.111	1:02.164
9	23.994	19.680	18.181	1:01.855
10	23.634	19.947	18.174	1:01.755
11	23.598	19.651	18.276	1:01.525
12	24.148	20.309	18.146	1:02.603
13	23.833	19.654	18.026	1:01.513





KZ2

Qualifying Heats D-F Starting Grid

Document 40.1 OFFICIAL

191	Sager Moritz Kosmic / Vortex / Bridgestone		16	Lopatin Andrew Tony Kart / Tm / Bridgestone	
148	Kochev Konstantin Energy / Tm / Bridgestone		15	Astashenko Anton Tony Kart / Tm / Bridgestone	
142	Mihic Martin Tb Kart / Tm / Bridgestone		14	Berndt Tim Maranello / Tm / Bridgestone	
125	Reinhard Andre Crg / Tm / Bridgestone		13	Lang Hannah Tony Kart / Vortex / Bridgestone	
147	Sjokvist Isac Energy / Tm / Bridgestone		12	Evrard Paul Tony Kart / Vortex / Bridgestone	
195	Hall Philip Formula K / Vortex / Bridgestone		11	Peklin Ivan Maranello / Tm / Bridgestone	
145	Fife Joshua Energy / Tm / Bridgestone		10	Colombo Mirko Energy / Tm / Bridgestone	
189	Vasile Daniel Dr / Modena Engines / Bridgestone		9	Comanducci Francesco Tony Kart / Tm / Bridgestone	
152	Berto Filippo Crg / Tm / Bridgestone		8	Fusco Giuseppe Fk / Vortex / Bridgestone	
97	Rosina Michael Crg / Tm / Bridgestone		7	Vigano' Matteo Tony Kart / Vortex / Bridgestone	
185	Pex Stan Crg / Tm / Bridgestone		6	Dreezen Rick Birel Art / Tm / Bridgestone	
177	Fuoco Antonio Tony Kart / Vortex / Bridgestone		5	Albanese Danilo Tony Kart / Vortex / Bridgestone	
139	Gavrilov Klim Crocpromotion / Tm / Bridgestone		4	Loubere Pierre Praga / Tm / Bridgestone	
141	Hanley Benjamin Drago Corse / Tm / Bridgestone		3	Persson Tornqvist Benjamin Crg / Tm / Bridgestone	
187	Federer Fabian Crg / Tm / Bridgestone		2	Palomba Giuseppe Intrepid / Tm / Bridgestone	
			1	Giardelli Alessandro Crg / Tm / Bridgestone	

POLE POSITION



Start : 18/02 - 11:15 13 Laps = 15,600 Km

23° WINTER CUP (ITA) 15-18/02/2018

FICR

Page 1 / 1

Apex Timing

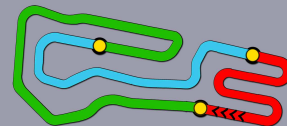


Scan this QR code for live timing



Timing service and charts editing provided by:

**Federazione Italiana
Cronometristi**



Qualifying Heats B-E

Document 61.1 OFFICIAL

KZ2 DEF. RESULTS

Rnk	No.	Entrant	Nat E.	Driver	Nat D.	Equipment	Time	Laps	Best Lap	Gap	Interv.	Sector 1	Sector 2	Sector 3	Penalty	Points
1	▲2	102 SODIKART	ITA	Abbas Anthony	ITA	Sodikart / Tm / Bridgestone	13:20.394	13	1:00.463			23.407	19.466	17.590		0
2	▲4	184 CRG HOLLAND	NLD	Pex Jorrit	NLD	Crg / Tm / Bridgestone	13:26.861	13	1:00.741	6.467	6.467	23.326	19.375	18.040		2
3	▲5	168 TONY KART RACING TEAM	ITA	Picini Alessio	ITA	Tony Kart / Vortex / Bridgestone	13:30.515	13	1:01.293	10.127	3.654	23.527	19.639	18.127		3
4	▼3	186 BABY RACE DRIVER ACADEMY	ITA	Lorandi Alessio	ITA	Parolin / Tm / Bridgestone	13:21.707	13	1:00.516	11.313	1.192	23.336	19.286	17.894	+10.000	4
5	▲12	127 DR SRL	ITA	Paul Maximilian	DEU	Dr / Modena / Bridgestone	13:33.400	13	1:00.957	13.006	1.693	23.560	19.510	17.887		5
6	▼1	199 KR MOTORSPORT	SWE	Torsellini Mirko	ITA	Kr / Parilla / Bridgestone	13:33.895	13	1:01.141	13.501	0.495	23.681	19.627	17.833		6
7	▲5	144 MARANELLO KART	ITA	Gonzales Nicolas	ITA	Maranello / Tm / Bridgestone	13:36.419	13	1:01.145	16.025	2.524	23.269	19.821	18.055		7
8	▼6	137 PRAGA RACING TEAM	ITA	Celenta Francesco	ITA	Praga / Tm / Bridgestone	13:38.787	13	1:01.470	18.393	2.368	23.610	19.763	18.097		8
9	▲5	119 CPB SPORT	ITA	Renaudin Adrien	ITA	Sodikart / Tm / Bridgestone	13:39.252	13	1:01.381	18.858	0.465	23.548	19.793	18.040		9
10	▲9	113 ZANCHI MOTORSPORT	ITA	Zanchi Matteo	ITA	Tony Kart / Tm / Bridgestone	13:30.372	13	1:00.042	19.978	1.120	23.106	19.205	17.731	+10.000	10
11	▼4	131 NUOVA 3M SRL	ITA	Dale Andrea	ITA	Crg / Tm / Bridgestone	13:30.763	13	1:00.440	20.369	0.391	23.234	19.409	17.797	+10.000	11
12	▲1	165 BIREL ART RACING	SWE	Dahlberg Alexander	SWE	Birel Art / Tm / Bridgestone	13:42.175	13	1:01.073	21.781	1.412	23.535	19.457	18.081		12
13	▼9	130 SCHMITZ ALEXANDER	DEU	Schmitz Alexander	DEU	Tony Kart / Vortex / Bridgestone	13:32.454	13	1:01.097	22.060	0.279	23.307	19.640	18.150	+10.000	13
14	▲8	106 CPB SPORT	ITA	Leuillet Gabin	ITA	Sodikart / Tm / Bridgestone	13:44.667	13	1:01.828	24.273	2.213	23.704	19.924	18.200		14
15	▲1	132 THOMAS LANDAIS	ITA	Landais Thomas	ITA	Sodikart / Tm / Bridgestone	13:45.169	13	1:01.260	24.775	0.502	23.579	19.570	18.111		15
16	▲10	120 ZANETTI DAVID	ITA	Zanetti Matteo	ITA	Sodikart / Tm / Bridgestone	13:49.204	13	1:01.895	28.810	4.035	23.644	19.959	18.292		16
17	▲7	123 VEVE LUDOVIC	ITA	Loussier Paul	ITA	Sodikart / Tm / Bridgestone	13:40.920	13	1:01.790	30.526	1.716	23.622	19.789	18.379	+10.000	17
18	▲5	158 KK1	HRV	Habulin Kristijan	HRV	Tb Kart / Tm / Bridgestone	13:52.922	13	1:01.857	32.528	2.002	23.615	19.609	18.633		18
19	▲8	107 CPB SPORT	ITA	Nomblot Jean	ITA	Sodikart / Tm / Bridgestone	13:53.124	13	1:02.175	32.730	0.202	23.884	19.990	18.301		19
20	▼5	108 CPB SPORT	ITA	Valente Enzo	ITA	Sodikart / Tm / Bridgestone	13:45.581	13	1:01.874	35.187	2.457	23.933	19.696	18.245	+10.000	20
21	▲8	129 SODI RUSSIAN TEAM	RUS	Efrosinin Georgii	RUS	Sodikart / Tm / Bridgestone	13:46.010	13	1:01.375	35.616	0.429	23.495	19.674	18.206	+10.000	21
22	▼13	154 CRG SPA	ITA	Denner Emilien	ITA	Kalikart / Tm / Bridgestone	13:47.015	13	1:01.400	36.621	1.005	23.709	19.753	17.938	+10.000	22
23	▼2	134 KOSMIC RACING DEPARTEMENT	SWE	Bengtsson Axel	SWE	Kosmic / Vortex / Bridgestone	13:47.920	13	1:00.885	37.526	0.905	23.288	19.757	17.840	+10.000	23
24	▲1	109 CPB SPORT	ITA	Lay Gillian	ITA	Sodikart / Tm / Bridgestone	13:48.532	13	1:01.724	38.138	0.612	23.763	19.987	17.974	+10.000	24
25	▲3	190 ATTIANESE LUCA MARIA	ITA	Attianese Luca	ITA	Dfm / Iame / Bridgestone	13:53.922	13	1:01.831	43.528	5.390	23.740	19.812	18.279	+10.000	25
26	▼6	153 CRG SPA	ITA	Valenti Marco	ITA	Crg / Tm / Bridgestone	14:04.510	13	1:02.984	44.116	0.588	24.133	19.766	19.085		26
27	▼17	167 BIREL ART RACING	ITA	Lanzeni William	ITA	Birel Art / Tm / Bridgestone	13:52.886	13	1:00.838	52.492	8.376	23.207	19.544	18.087	+20.000	27
28	▲3	133 MK RACING	GBR	Gemmill Oliver	GBR	Tony Kart / Vortex / Bridgestone	14:13.268	13	1:03.157	1:02.874	10.382	24.314	19.794	19.049	+10.000	28
29	▲1	128 SODI RUSSIAN TEAM	RUS	Chayka Sergiy	RUS	Sodikart / Tm / Bridgestone	14:23.871	13	1:04.117	1:03.477	0.603	24.632	20.130	19.355		29
30	▼19	111 BURAN ALESSANDRO	ITA	Buran Alessandro	ITA	Pcr / Tm / Bridgestone	12:10.163	4	1:01.850	9 Laps	9 Laps	24.106	19.733	18.011		30

- No.186 Lorandi Alessio : Time penalty of 10". According to steward's decision n°133
- No.113 Zanchi Matteo : Time penalty of 10". According to steward's decision n°135
- No.131 Dale Andrea : Time penalty of 10". According to steward's decision n°136
- No.130 Schmitz Alexander : Time penalty of 10". According to steward's decision n°134
- No.123 Loussier Paul : Time penalty of 10". According to steward's decision n°137
- No.108 Valente Enzo : Time penalty of 10". According to steward's decision n°139
- No.129 Efrosinin Georgii : Time penalty of 10". According to steward's decision n°140
- No.154 Denner Emilien : Time penalty of 10". According to steward's decision n°141
- No.134 Bengtsson Axel : Time penalty of 10". According to steward's decision n°142
- No.109 Lay Gillian : Time penalty of 10". According to steward's decision n°146
- No.190 Attianese Luca : Time penalty of 10". According to steward's decision n°144
- No.167 Lanzeni William : Time penalty of 10". According to steward's decision n°132
- No.167 Lanzeni William : Time penalty of 10". According to steward's decision n°143
- No.133 Gemmill Oliver : Time penalty of 10". According to steward's decision n°145

Not Classified																
179		INTREPID DRIVER PROGRAM	SWE	Nilsson Brandon	SWE	Intrepid / Tm / Bridgestone	13:42.974		1:00.859	DSQ		23.289	19.490	18.080	+10.000	34

- No.179 Nilsson Brandon : Time penalty of 10". According to steward's decision n°138
- No.179 Nilsson Brandon : Excluded. According to steward's decision n°147

Leaders : No.186 Lorandi Alessio (1-11) / No.102 Abbas Anthony (12-13)

Best Lap : No.113 Zanchi Matteo 1:00.042 71,94 Kph

Event Record : No.181 Lorandi Leonardo 46.693 92,51 Kph

Start Time : 18/02 - 11:05:47

Weather : Cloudy Air : 4°C Track : Wet

No.158 07:40 Lap 7

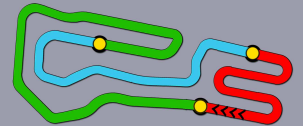


Scan this QR code for live timing



Timing service and charts editing provided by:

Federazione Italiana Cronometristi



KZ2

Qualifying Heats B-E Lap Chart

For information purposes. No official / regulatory value

	1	2	3	4	5	6	7	8	9	10	11	12	13	14	15	16	17	18	19	20	21	22	23	24	25	26	27	28	29	30	31
Grid	186	137	102	130	199	184	131	168	154	167	111	144	165	119	108	132	127	179	113	153	134	106	158	123	109	120	107	190	129	128	133
Start	137	186	102	130	184	199	168	167	131	144	119	154	132	165	179	127	108	153	106	113	120	123	134	158	190	109	107	133	129	128	111
Lap 1 <small>Interval</small>	186	168	102	184	130	137	199	167	131	127	119	113	144	154	179	106	123	132	108	165	120	190	158	134	109	129	128	107	153	133	111
		0.3	0.5	0.3	0.4	0.6	0.2	0.3	0.2	0.6	0.5	0.5	0.3	0.1	0.0	0.4	0.4	0.0	0.3	0.2	0.1	0.7	0.1	0.1	0.0	0.4	0.6	0.0	0.1	0.8	7:46
Lap 2	186	168	102	130	184	199	137	167	131	127	119	113	144	106	154	123	108	179	132	165	120	158	129	134	190	109	107	153	128	133	111
		1.0	0.4	0.6	0.1	0.8	0.8	0.3	0.3	0.4	0.5	0.3	0.4	0.7	0.5	0.3	0.7	0.6	0.7	0.0	0.3	0.2	0.5	0.3	0.1	0.3	0.5	0.6	0.6	1.5	7:42
Lap 3	186	102	168	130	184	199	167	131	137	127	113	119	144	106	123	154	108	179	132	165	120	158	134	129	109	190	107	153	128	133	111
		1.3	0.5	0.4	0.6	0.9	0.2	0.6	1.3	0.5	0.1	0.4	0.6	1.0	0.2	0.8	0.6	0.7	0.4	0.2	0.6	0.1	0.3	0.7	0.6	0.5	0.5	1.5	0.6	2.5	7:37
Lap 4	186	102	168	130	184	167	199	131	137	113	127	119	144	123	106	154	108	179	165	132	134	120	158	129	109	190	107	153	133	128	111
		1.1	1.3	0.4	0.3	0.8	0.5	0.3	2.5	0.2	0.3	0.3	0.5	1.6	0.3	0.5	1.1	0.2	0.4	0.3	0.8	0.4	0.4	0.4	0.4	1.1	0.4	2.7	5.3	1.5	7:32
Lap 5	186	102	168	130	184	167	131	199	113	127	137	119	144	123	106	165	108	179	132	134	120	158	129	154	109	190	107	153	133	128	111
		0.5	2.1	0.2	0.7	0.2	1.0	0.6	3.4	0.9	0.5	0.3	0.3	1.2	0.6	1.8	0.8	0.3	0.4	0.2	0.2	0.1	0.7	0.4	0.3	0.3	0.4	3.8	6.6	0.9	7:27
Lap 6	186	102	168	130	184	167	131	199	113	127	137	144	119	123	106	165	108	179	132	154	129	120	109	158	107	190	134	153	133	128	111
		0.2	2.7	0.3	0.2	0.4	0.2	1.5	2.4	2.0	1.5	0.1	0.3	0.7	1.2	1.1	0.9	0.4	0.4	3.0	0.5	0.6	0.0	0.2	0.3	0.6	0.9	2.5	6.9	1.0	7:22
Lap 7	186	102	168	130	184	167	131	199	113	127	137	144	119	123	106	165	179	108	132	154	129	109	120	107	158	134	190	153	133	128	111
		0.1	2.9	0.2	0.5	0.4	0.4	0.7	1.7	2.9	2.1	0.6	0.2	0.6	1.2	0.4	2.6	0.2	0.3	2.4	0.5	0.5	0.3	1.0	0.3	0.3	0.6	3.7	7.6	5.3	7:17
Lap 8	186	102	168	130	184	167	131	199	113	127	137	144	119	123	106	165	179	132	108	129	154	109	120	107	134	158	190	153	133	128	111
		0.5	2.9	0.3	0.4	0.5	0.3	0.8	0.9	3.3	3.0	0.5	0.4	0.6	1.4	0.3	1.7	0.5	0.6	2.8	0.3	0.4	0.3	1.0	0.6	0.4	0.6	4.6	8.1	6.2	7:12
Lap 9	186	102	168	130	184	167	131	199	113	127	137	144	119	123	106	165	179	132	108	129	154	109	120	107	134	158	190	153	133	128	111
		0.3	3.9	0.2	0.4	0.2	0.3	0.6	1.1	3.5	3.8	1.7	0.1	0.4	1.8	0.6	0.2	0.7	0.7	2.8	0.4	0.5	0.4	1.3	0.1	0.4	1.4	5.7	8.6	7.1	7:07
Lap 10	186	102	168	184	113	131	199	130	127	144	137	119	123	106	165	179	132	108	167	129	154	109	120	134	107	158	190	153	133	128	111
		0.2	4.0	1.2	1.4	1.0	1.1	0.2	0.3	4.0	1.9	0.4	0.3	2.5	0.4	0.2	0.3	0.3	2.3	0.5	0.5	0.3	0.3	1.5	1.2	0.2	1.1	7.2	8.6	6.8	7:02
Lap 11	186	102	168	184	113	131	199	130	127	144	137	119	123	165	106	179	132	108	129	154	109	120	134	107	158	167	190	153	133	128	111
		0.4	4.7	0.6	0.7	1.4	2.3	0.5	0.2	3.7	2.1	0.4	0.3	3.2	0.3	0.2	0.5	0.2	1.7	0.5	0.6	0.5	0.4	2.5	0.5	0.3	0.6	8.5	8.7	7.8	6:57
Lap 12	102	186	184	168	113	131	199	130	127	144	137	119	123	165	179	106	132	108	129	154	109	134	120	107	158	167	190	153	133	128	111
		0.6	5.7	0.6	0.2	0.5	3.7	0.0	0.1	3.8	2.0	0.3	1.0	2.3	1.0	0.7	0.7	0.1	0.9	0.4	1.2	0.2	0.5	2.9	0.3	0.2	1.3	9.4	8.4	9.4	6:52
Lap 13	102	186	184	113	168	131	130	127	199	144	137	119	123	165	179	106	132	108	129	154	134	109	120	167	158	107	190	153	133	128	111
		1.3	5.1	3.5	0.1	0.2	1.6	0.9	0.4	2.5	2.3	0.4	1.6	1.2	0.7	1.6	0.5	0.4	0.4	1.0	0.9	0.6	0.6	3.6	0.0	0.2	0.7	10.5	8.7	10.6	6:47

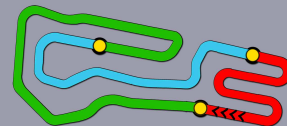


Scan this QR code for live timing



Timing service and charts editing provided by:

**Federazione Italiana
Cronometristi**



KZ2

Qualifying Heats B-E Analysis

For information purposes. No official / regulatory value

Laps	Sector 1	Sector 2	Sector 3	Lap Time
No.102 Abbasse Anthony				
1	26.032	20.231	18.704	1:04.967
2	23.936	19.853	18.499	1:02.288
3	23.382	19.844	18.040	1:01.266
4	23.423	19.545	17.707	1:00.675
5	23.423	19.526	17.603	1:00.552
6	23.469	19.607	17.982	1:01.058
7	23.696	19.779	17.936	1:01.411
8	23.997	19.553	17.896	1:01.446
9	23.409	19.707	17.772	1:00.888
10	23.420	20.324	18.115	1:01.859
11	23.418	19.396	17.884	1:00.698
12	23.407	19.466	17.590	1:00.463
13	23.192	19.617	17.889	1:00.698

Laps	Sector 1	Sector 2	Sector 3	Lap Time
No.106 Leuillet Gabin				
1	26.989	21.573	19.553	1:08.115
2	24.344	20.333	18.468	1:03.145
3	24.035	20.077	18.780	1:02.892
4	24.195	20.476	18.452	1:03.123
5	24.200	20.351	18.641	1:03.192
6	24.005	20.101	18.463	1:02.569
7	24.039	19.873	18.347	1:02.259
8	24.154	19.830	18.303	1:02.287
9	24.355	20.286	18.108	1:02.749
10	24.238	20.275	18.449	1:02.962
11	23.861	19.929	19.048	1:02.838
12	24.405	20.130	18.113	1:02.648
13	23.704	19.924	18.200	1:01.828

Laps	Sector 1	Sector 2	Sector 3	Lap Time
No.107 Nomblot Jean				
1	27.433	22.333	20.745	1:10.511
2	25.482	20.755	19.123	1:05.360
3	24.624	20.325	19.182	1:04.131
4	24.418	19.918	18.777	1:03.113
5	24.366	20.065	18.499	1:02.930
6	24.024	20.121	19.693	1:03.838
7	24.187	20.248	18.438	1:02.873
8	24.048	20.106	18.086	1:02.240
9	23.824	19.840	18.655	1:02.319
10	24.178	20.388	18.788	1:03.354
11	23.884	19.990	18.301	1:02.175
12	23.881	19.849	18.479	1:02.209
13	23.849	19.722	19.426	1:02.997

Laps	Sector 1	Sector 2	Sector 3	Lap Time
No.108 Valente Enzo				
1	27.001	22.216	19.944	1:09.161

Laps	Sector 1	Sector 2	Sector 3	Lap Time
2	24.473	20.574	18.876	1:03.923
3	24.270	20.238	18.517	1:03.025
4	23.928	20.056	19.067	1:03.051
5	24.207	20.157	19.816	1:04.180
6	23.848	19.895	18.250	1:01.993
7	23.822	20.592	19.008	1:03.422
8	24.007	19.949	18.324	1:02.280
9	23.933	19.696	18.245	1:01.874
10	23.726	19.842	18.383	1:01.951
11	23.781	19.896	18.869	1:02.546
12	24.130	19.860	18.417	1:02.407
13	23.871	19.674	18.342	1:01.887

Laps	Sector 1	Sector 2	Sector 3	Lap Time
No.109 Lay Gillian				
1	26.743	22.189	20.632	1:09.564
2	25.130	21.294	19.576	1:06.000
3	24.317	20.494	18.683	1:03.494
4	24.015	20.420	18.200	1:02.635
5	24.413	20.329	18.963	1:03.705
6	24.068	20.399	19.622	1:04.089
7	23.985	20.036	18.076	1:02.097
8	23.846	19.947	18.398	1:02.191
9	23.799	19.953	18.235	1:01.987
10	23.762	20.070	18.126	1:01.958
11	23.763	19.987	17.974	1:01.724
12	23.819	19.757	18.499	1:02.075
13	24.442	19.729	17.972	1:02.143

Laps	Sector 1	Sector 2	Sector 3	Lap Time
No.111 Buran Alessandro				
1	25.071	20.203	18.235	1:03.509
2	24.560	19.811	18.863	1:03.234
3	24.106	19.733	18.011	1:01.850
4	23.913	20.112	18.321	1:02.346

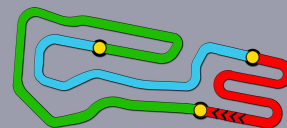
Laps	Sector 1	Sector 2	Sector 3	Lap Time
No.113 Zanchi Matteo				
1	25.969	21.161	19.772	1:06.902
2	24.494	19.969	18.527	1:02.990
3	23.991	19.751	18.171	1:01.913
4	23.658	19.889	18.516	1:02.063
5	24.039	20.452	17.858	1:02.349
6	23.350	19.477	17.750	1:00.577
7	23.372	19.403	17.630	1:00.405
8	23.391	19.371	17.950	1:00.712
9	23.325	19.523	17.883	1:00.731
10	25.122	19.570	17.757	1:02.449
11	23.106	19.205	17.731	1:00.042
12	23.441	19.952	18.205	1:01.598

Laps	Sector 1	Sector 2	Sector 3	Lap Time
13	23.678	20.235	19.498	1:03.411
No.119 Renaudin Adrien				
1	26.234	21.715	19.401	1:07.350
2	24.509	20.147	18.505	1:03.161
3	24.085	20.557	18.124	1:02.766
4	24.063	19.898	18.357	1:02.318
5	24.045	20.361	19.076	1:03.482
6	23.723	20.361	18.722	1:02.806
7	23.821	19.896	18.646	1:02.363
8	24.017	19.979	18.018	1:02.014
9	23.793	20.192	18.627	1:02.612
10	24.276	19.901	18.212	1:02.389
11	23.598	19.929	18.243	1:01.770
12	23.548	19.793	18.040	1:01.381
13	23.575	19.777	18.249	1:01.601

Laps	Sector 1	Sector 2	Sector 3	Lap Time
No.120 Zanetti Matteo				
1	27.314	22.281	19.477	1:09.072
2	24.632	20.972	19.789	1:05.393
3	24.182	20.244	18.851	1:03.277
4	24.597	20.298	18.441	1:03.336
5	23.886	19.957	19.239	1:03.082
6	24.031	20.991	20.740	1:05.762
7	24.550	19.955	18.047	1:02.552
8	23.707	20.152	18.339	1:02.198
9	23.751	19.811	18.453	1:02.015
10	23.644	19.959	18.292	1:01.895
11	23.520	20.229	18.229	1:01.978
12	24.206	19.878	18.203	1:02.287
13	24.105	19.661	18.243	1:02.009

Laps	Sector 1	Sector 2	Sector 3	Lap Time
No.123 Loussier Paul				
1	26.562	21.954	19.695	1:08.211
2	24.782	20.364	18.492	1:03.638
3	23.884	20.075	18.270	1:02.229
4	23.933	20.083	18.553	1:02.569
5	24.103	19.989	18.756	1:02.848
6	24.125	19.749	18.105	1:01.979
7	23.958	20.004	18.340	1:02.302
8	23.741	20.097	18.159	1:01.997
9	23.927	20.017	18.463	1:02.407
10	24.065	20.017	18.192	1:02.274
11	23.622	19.789	18.379	1:01.790
12	24.016	19.906	18.201	1:02.123
13	23.804	19.777	18.601	1:02.182





KZ2

Qualifying Heats B-E Analysis

For information purposes. No official / regulatory value

Laps	Sector 1	Sector 2	Sector 3	Lap Time
No.127 Paul Maximilian				
1	26.060	20.959	19.102	1:06.121
2	24.171	20.148	18.859	1:03.178
3	24.082	19.938	18.682	1:02.702
4	24.021	20.030	18.547	1:02.598
5	23.983	20.552	18.353	1:02.888
6	23.764	19.832	18.115	1:01.711
7	23.585	19.664	18.011	1:01.260
8	23.444	19.725	17.964	1:01.133
9	23.560	19.510	17.887	1:00.957
10	23.875	19.617	18.151	1:01.643
11	23.815	19.718	18.368	1:01.901
12	23.513	19.584	18.347	1:01.444
13	24.006	20.029	17.957	1:01.992

Laps	Sector 1	Sector 2	Sector 3	Lap Time
No.128 Chayka Sergiy				
1	27.075	21.826	20.198	1:09.099
2	25.471	21.234	20.079	1:06.784
3	25.115	20.152	19.751	1:05.018
4	25.610	20.400	24.519	1:10.529
5	25.073	19.928	19.773	1:04.774
6	24.797	20.204	19.430	1:04.431
7	24.686	20.092	24.116	1:08.894
8	25.044	20.204	19.771	1:05.019
9	25.104	20.259	19.605	1:04.968
10	24.632	20.130	19.355	1:04.117
11	24.895	20.073	19.613	1:04.581
12	25.115	20.113	19.574	1:04.802
13	24.477	20.260	19.728	1:04.465

Laps	Sector 1	Sector 2	Sector 3	Lap Time
No.129 Efosinin Georgii				
1	26.310	22.065	20.783	1:09.158
2	24.889	20.807	19.020	1:04.716
3	24.904	20.130	18.664	1:03.698
4	24.222	20.276	18.512	1:03.010
5	24.005	20.234	18.912	1:03.151
6	23.846	21.024	19.310	1:04.180
7	23.935	19.871	18.512	1:02.318
8	23.669	19.820	18.355	1:01.844
9	23.888	19.772	18.194	1:01.854
10	23.865	19.887	18.229	1:01.981
11	23.867	19.699	17.851	1:01.417
12	23.685	19.597	18.307	1:01.589
13	23.495	19.674	18.206	1:01.375

Laps	Sector 1	Sector 2	Sector 3	Lap Time
No.130 Schmitz Alexander				
1	26.202	20.913	18.562	1:05.677

Laps	Sector 1	Sector 2	Sector 3	Lap Time
2	23.914	19.955	18.370	1:02.239
3	23.783	19.857	17.839	1:01.479
4	23.367	20.073	18.145	1:01.585
5	23.307	19.640	18.150	1:01.097
6	23.558	20.093	18.208	1:01.859
7	23.493	19.867	18.103	1:01.463
8	23.529	19.897	18.043	1:01.469
9	23.716	19.791	18.340	1:01.847
10	28.563	19.982	18.244	1:06.789
11	23.967	19.740	18.324	1:02.031
12	23.212	19.864	18.487	1:01.563
13	23.886	19.604	17.704	1:01.194

Laps	Sector 1	Sector 2	Sector 3	Lap Time
No.131 Dale Andrea				
1	26.675	20.588	19.128	1:06.391
2	24.130	20.485	18.713	1:03.328
3	23.842	19.622	17.833	1:01.297
4	23.712	19.504	18.054	1:01.270
5	23.478	19.720	17.858	1:01.056
6	23.280	19.433	18.006	1:00.719
7	23.750	19.549	18.652	1:01.951
8	23.585	19.537	18.233	1:01.355
9	23.563	19.880	18.087	1:01.530
10	27.004	19.752	17.719	1:04.475
11	23.234	19.409	17.797	1:00.440
12	23.422	19.317	17.968	1:00.707
13	23.389	20.168	19.719	1:03.276

Laps	Sector 1	Sector 2	Sector 3	Lap Time
No.132 Landais Thomas				
1	27.348	21.559	20.309	1:09.216
2	24.971	20.977	19.782	1:05.730
3	24.212	19.867	18.719	1:02.798
4	23.876	20.355	18.671	1:02.902
5	24.053	20.208	19.587	1:03.848
6	24.094	19.625	18.390	1:02.109
7	23.826	19.920	19.174	1:02.920
8	23.579	19.570	18.111	1:01.260
9	23.723	19.620	18.491	1:01.834
10	24.241	19.742	18.329	1:02.312
11	23.977	19.775	18.856	1:02.608
12	23.987	20.118	18.447	1:02.552
13	23.727	19.534	18.366	1:01.627

Laps	Sector 1	Sector 2	Sector 3	Lap Time
No.133 Gemmill Oliver				
1	26.840	22.428	21.622	1:10.890
2	26.116	20.792	20.294	1:07.202
3	25.227	20.679	20.137	1:06.043

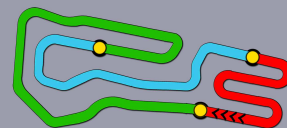
Laps	Sector 1	Sector 2	Sector 3	Lap Time
4	25.064	20.769	20.636	1:06.469
5	25.172	20.275	19.921	1:05.368
6	24.477	20.203	19.632	1:04.312
7	24.838	20.355	19.389	1:04.582
8	24.757	19.992	19.330	1:04.079
9	24.860	20.085	19.210	1:04.155
10	24.998	19.924	19.400	1:04.322
11	24.455	20.052	19.161	1:03.668
12	24.314	19.794	19.049	1:03.157
13	24.650	19.863	18.804	1:03.317

Laps	Sector 1	Sector 2	Sector 3	Lap Time
No.134 Bengtsson Axel				
1	26.397	22.143	21.502	1:10.042
2	24.553	22.007	18.952	1:05.512
3	24.312	20.073	18.242	1:02.627
4	23.958	20.106	18.321	1:02.385
5	23.703	20.056	19.505	1:03.264
6	24.174	21.405	22.694	1:08.273
7	23.696	19.952	18.408	1:02.056
8	23.544	20.417	18.172	1:02.133
9	23.555	19.906	18.435	1:01.896
10	24.156	19.773	18.005	1:01.934
11	23.288	19.757	17.840	1:00.885
12	23.474	19.798	17.953	1:01.225
13	23.898	19.544	17.864	1:01.306

Laps	Sector 1	Sector 2	Sector 3	Lap Time
No.137 Celenta Francesco				
1	26.989	20.923	18.974	1:06.886
2	24.290	20.806	18.401	1:03.497
3	24.403	20.522	18.412	1:03.337
4	23.794	20.237	18.476	1:02.507
5	24.306	20.866	18.936	1:04.108
6	23.841	20.416	18.397	1:02.654
7	23.735	19.944	18.245	1:01.924
8	23.989	19.777	18.262	1:02.028
9	24.279	20.418	18.742	1:03.439
10	23.640	20.162	18.285	1:02.087
11	23.477	20.165	18.111	1:01.753
12	23.632	19.690	18.163	1:01.485
13	23.610	19.763	18.097	1:01.470

Laps	Sector 1	Sector 2	Sector 3	Lap Time
No.144 Gonzales Nicolas				
1	26.838	21.205	20.287	1:08.330
2	24.428	20.454	18.257	1:03.139
3	24.153	20.269	18.142	1:02.564
4	23.717	20.144	18.295	1:02.156
5	23.904	20.270	19.127	1:03.301





KZ2

Qualifying Heats B-E Analysis

For information purposes. No official / regulatory value

Laps	Sector 1	Sector 2	Sector 3	Lap Time
6	23.745	20.101	18.278	1:02.124
7	23.665	20.177	18.588	1:02.430
8	24.050	19.850	18.001	1:01.901
9	23.466	19.804	17.894	1:01.164
10	23.876	20.020	17.986	1:01.882
11	23.430	19.714	18.448	1:01.592
12	23.653	19.576	18.313	1:01.542
13	23.269	19.821	18.055	1:01.145

No.153 Valenti Marco				
Laps	Sector 1	Sector 2	Sector 3	Lap Time
1	28.267	22.247	21.179	1:11.693
2	25.181	20.957	19.731	1:05.869
3	24.805	20.723	19.498	1:05.026
4	24.771	20.372	19.160	1:04.303
5	24.842	20.316	18.921	1:04.079
6	24.622	19.967	19.452	1:04.041
7	24.603	19.849	19.436	1:03.888
8	24.419	19.760	19.396	1:03.575
9	24.176	20.243	19.244	1:03.663
10	24.457	20.261	19.535	1:04.253
11	24.354	19.826	19.440	1:03.620
12	24.652	19.734	19.086	1:03.472
13	24.133	19.766	19.085	1:02.984

No.154 Denner Emilien				
Laps	Sector 1	Sector 2	Sector 3	Lap Time
1	27.386	20.957	20.041	1:08.384
2	25.232	20.261	18.762	1:04.255
3	24.136	20.426	18.881	1:03.443
4	24.215	20.049	18.305	1:02.569
5	23.883	24.571	19.539	1:07.993
6	23.987	20.279	18.952	1:03.218
7	24.204	19.869	18.217	1:02.290
8	24.056	19.691	19.006	1:02.753
9	23.908	19.667	18.336	1:01.911
10	23.977	19.879	18.285	1:02.141
11	23.709	19.753	17.938	1:01.400
12	23.741	19.536	18.206	1:01.483
13	23.845	19.635	18.429	1:01.909

No.158 Habulin Kristijan				
Laps	Sector 1	Sector 2	Sector 3	Lap Time
1	26.951	22.226	20.586	1:09.763
2	24.394	20.821	19.600	1:04.815
3	24.309	20.171	18.675	1:03.155
4	24.162	20.480	18.967	1:03.609
5	23.863	20.061	18.913	1:02.837
6	24.004	21.425	20.528	1:05.957
7	24.197	20.936	18.420	1:03.553

Laps	Sector 1	Sector 2	Sector 3	Lap Time
8	24.079	20.524	18.346	1:02.949
9	23.615	19.609	18.633	1:01.857
10	24.012	19.699	19.311	1:03.022
11	23.834	19.940	18.673	1:02.447
12	23.821	20.000	18.205	1:02.026
13	23.913	19.716	18.797	1:02.426

No.165 Dahlberg Alexander				
Laps	Sector 1	Sector 2	Sector 3	Lap Time
1	27.076	22.327	20.379	1:09.782
2	24.497	21.145	19.552	1:05.194
3	24.310	20.090	18.534	1:02.934
4	23.831	20.059	18.457	1:02.347
5	23.944	19.861	18.855	1:02.660
6	23.843	19.631	18.343	1:01.817
7	23.724	19.618	18.199	1:01.541
8	24.204	19.738	18.269	1:02.211
9	24.187	20.338	18.572	1:03.097
10	23.922	20.212	18.561	1:02.695
11	23.728	19.792	18.556	1:02.076
12	23.437	19.617	18.206	1:01.260
13	23.535	19.457	18.081	1:01.073

No.167 Lanzeni William				
Laps	Sector 1	Sector 2	Sector 3	Lap Time
1	26.288	20.795	19.053	1:06.136
2	24.134	20.588	18.493	1:03.215
3	23.664	19.615	17.767	1:01.046
4	23.322	19.430	18.285	1:01.037
5	23.207	19.544	18.087	1:00.838
6	23.508	19.681	18.356	1:01.545
7	23.591	19.725	18.485	1:01.801
8	23.290	19.669	18.437	1:01.396
9	23.626	19.615	18.327	1:01.568
10	41.264	20.044	18.227	1:19.535
11	30.056	19.431	18.251	1:07.738
12	23.696	20.235	17.996	1:01.927
13	23.876	19.694	18.573	1:02.143

No.168 Piccini Alessio				
Laps	Sector 1	Sector 2	Sector 3	Lap Time
1	25.472	19.966	18.408	1:03.846
2	23.813	20.290	18.267	1:02.370
3	23.546	19.854	18.840	1:02.240
4	23.491	20.033	18.041	1:01.565
5	23.527	19.639	18.127	1:01.293
6	23.603	19.958	18.145	1:01.706
7	23.660	19.836	18.059	1:01.555
8	23.499	19.970	17.967	1:01.436
9	23.784	19.877	18.289	1:01.950

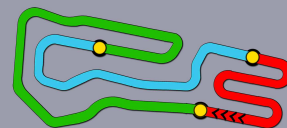
Laps	Sector 1	Sector 2	Sector 3	Lap Time
10	23.691	19.810	18.462	1:01.963
11	23.406	19.851	18.110	1:01.367
12	23.800	20.157	18.785	1:02.742
13	23.559	20.440	19.785	1:03.784

No.179 Nilsson Brandon				
Laps	Sector 1	Sector 2	Sector 3	Lap Time
1	26.731	21.582	19.716	1:08.029
2	25.662	21.024	19.222	1:05.908
3	24.076	20.194	18.798	1:03.068
4	23.654	20.181	18.729	1:02.564
5	24.513	20.334	19.416	1:04.263
6	23.825	19.893	18.388	1:02.106
7	23.442	20.439	18.876	1:02.757
8	23.408	19.582	18.339	1:01.329
9	23.365	19.806	18.395	1:01.566
10	24.065	20.209	18.470	1:02.744
11	23.677	20.099	18.682	1:02.458
12	23.838	19.665	18.125	1:01.628
13	23.289	19.490	18.080	1:00.859

No.184 Pex Jorrit				
Laps	Sector 1	Sector 2	Sector 3	Lap Time
1	26.055	20.227	18.616	1:04.898
2	23.799	20.040	18.995	1:02.834
3	24.195	19.533	18.177	1:01.905
4	23.507	19.552	18.314	1:01.373
5	23.530	19.767	18.173	1:01.470
6	23.406	19.667	18.273	1:01.346
7	23.672	19.644	18.461	1:01.777
8	23.393	19.761	18.165	1:01.319
9	23.799	19.644	18.440	1:01.883
10	25.121	19.458	17.947	1:02.526
11	23.326	19.375	18.040	1:00.741
12	23.543	19.795	18.162	1:01.500
13	23.401	19.330	18.034	1:00.765

No.186 Lorandi Alessio				
Laps	Sector 1	Sector 2	Sector 3	Lap Time
1	25.670	20.161	18.470	1:04.301
2	23.659	19.532	18.488	1:01.679
3	23.650	19.534	18.225	1:01.409
4	23.692	19.118	18.119	1:00.929
5	23.919	19.228	17.970	1:01.117
6	23.633	19.482	18.231	1:01.346
7	23.722	19.536	18.309	1:01.567
8	23.799	19.274	17.931	1:01.004
9	23.734	19.374	17.934	1:01.042
10	23.771	19.810	18.383	1:01.964
11	23.336	19.286	17.894	1:00.516





KZ2

Qualifying Heats B-E Analysis

For information purposes. No official / regulatory value

Laps	Sector 1	Sector 2	Sector 3	Lap Time
12	24.300	19.323	17.927	1:01.550
13	23.609	19.592	18.193	1:01.394

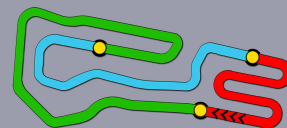
No.190 Attianese Luca

1	26.877	22.076	20.549	1:09.502
2	24.808	21.060	20.092	1:05.960
3	25.123	20.399	18.915	1:04.437
4	24.617	19.984	18.606	1:03.207
5	24.341	20.124	18.474	1:02.939
6	24.080	20.217	20.613	1:04.910
7	24.325	20.282	19.045	1:03.652
8	24.324	20.016	18.273	1:02.613
9	23.979	19.816	18.801	1:02.596
10	23.997	19.828	18.909	1:02.734
11	24.095	20.268	17.981	1:02.344
12	24.096	19.660	18.821	1:02.577
13	23.740	19.812	18.279	1:01.831

No.199 Torsellini Mirko

1	26.258	20.782	19.120	1:06.160
2	23.923	20.098	18.338	1:02.359
3	23.967	19.837	18.197	1:02.001
4	23.893	19.901	17.994	1:01.788
5	24.023	19.953	18.063	1:02.039
6	23.822	19.796	17.965	1:01.583
7	23.681	19.627	17.833	1:01.141
8	23.872	19.672	17.975	1:01.519
9	23.778	19.659	17.920	1:01.357
10	26.316	20.373	18.205	1:04.894
11	23.938	19.611	18.143	1:01.692
12	23.531	19.923	18.613	1:02.067
13	24.019	20.709	17.951	1:02.679





KZ2

Qualifying Heats B-E Starting Grid

Document 39.1 OFFICIAL

128	Chayka Sergiy Sodikart / Tm / Bridgestone		16	Gemmill Oliver Tony Kart / Vortex / Bridgestone	
190	Attianese Luca Dfm / lame / Bridgestone		15	Efrosinin Georgii Sodikart / Tm / Bridgestone	
120	Zanetti Matteo Sodikart / Tm / Bridgestone		14	Nomblot Jean Sodikart / Tm / Bridgestone	
123	Loussier Paul Sodikart / Tm / Bridgestone		13	Lay Gillian Sodikart / Tm / Bridgestone	
106	Leuillet Gabin Sodikart / Tm / Bridgestone		12	Habulin Kristijan Tb Kart / Tm / Bridgestone	
153	Valenti Marco Crg / Tm / Bridgestone		11	Bengtsson Axel Kosmic / Vortex / Bridgestone	
179	Nilsson Brandon Intrepid / Tm / Bridgestone		10	Zanchi Matteo Tony Kart / Tm / Bridgestone	
132	Landais Thomas Sodikart / Tm / Bridgestone		9	Paul Maximilian Dr / Modena / Bridgestone	
119	Renaudin Adrien Sodikart / Tm / Bridgestone		8	Valente Enzo Sodikart / Tm / Bridgestone	
144	Gonzales Nicolas Maranello / Tm / Bridgestone		7	Dahlberg Alexander Birel Art / Tm / Bridgestone	
167	Lanzeni William Birel Art / Tm / Bridgestone		6	Buran Alessandro Pcr / Tm / Bridgestone	
168	Piccini Alessio Tony Kart / Vortex / Bridgestone		5	Denner Emilien Kalikart / Tm / Bridgestone	
184	Pex Jorrit Crg / Tm / Bridgestone		4	Dale Andrea Crg / Tm / Bridgestone	
130	Schmitz Alexander Tony Kart / Vortex / Bridgestone		3	Torsellini Mirko Kr / Parilla / Bridgestone	
137	Celenta Francesco Praga / Tm / Bridgestone		2	Abbase Anthony Sodikart / Tm / Bridgestone	
			1	Lorandi Alessio Parolin / Tm / Bridgestone	

POLE POSITION



Start : 18/02 - 11:00 13 Laps = 15,600 Km

23° WINTER CUP (ITA) 15-18/02/2018

FICR

Page 1 / 1

Apex Timing

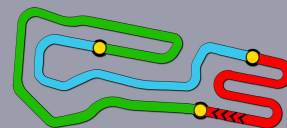


Scan this QR code for live timing



Timing service and charts editing provided by:

**Federazione Italiana
Cronometristi**



Qualifying Heats A-F

Document 57.1 OFFICIAL

KZ2 DEF. RESULTS

Rnk	No.	Entrant	Nat E.	Driver	Nat D.	Equipment	Time	Laps	Best Lap	Gap	Interv.	Sector 1	Sector 2	Sector 3	Penalty	Points
1	181	BABY RACE DRIVER ACADEMY	ITA	Lorandi Leonardo	ITA	Tony Kart / Tm / Bridgestone	12:38.188	13	56.389			21.885	17.772	16.732		0
2	138	FORMULA K	ITA	Iglesias Jeremy	ITA	Formula K / Tm / Bridgestone	12:42.058	13	55.717	3.870	3.870	21.607	17.917	16.193		2
3	187	SRP RACING TEAM	DEU	Federer Fabian	ITA	Crg / Tm / Bridgestone	12:34.092	13	55.308	5.904	2.034	21.492	17.475	16.341	+10.000	3
4	141	CROCPROMOTION SRL	ITA	Hanley Benjamin	GBR	Drago Corse / Tm / Bridgestone	12:45.826	13	57.083	7.638	1.734	21.979	18.107	16.997		4
5	162	TONY KART RACING TEAM	ITA	Puhakka Simo	FIN	Tony Kart / Vortex / Bridgestone	12:45.963	13	56.297	7.775	0.137	21.773	18.133	16.391		5
6	146	ENERGY CORSE SRL	ITA	Skaras Emil	SWE	Energy / Tm / Bridgestone	12:46.908	13	55.940	8.720	0.945	21.787	17.758	16.395		6
7	185	CRG HOLLAND	NLD	Pex Stan	NLD	Crg / Tm / Bridgestone	12:50.756	13	57.125	12.568	3.848	22.007	18.101	17.017		7
8	139	CROCPROMOTION SRL	ITA	Gavrilov Klim	RUS	Crocromotion / Tm / Bridgestone	12:51.720	13	57.134	13.532	0.964	22.259	18.122	16.753		8
9	103	SODIKART	ITA	Irlando Alex	ITA	Sodikart / Tm / Bridgestone	12:52.135	13	57.019	13.947	0.415	22.021	18.215	16.783		9
10	147	ENERGY CORSE SRL	ITA	Sjokvist Isac	SWE	Energy / Tm / Bridgestone	12:52.586	13	55.277	14.398	0.451	21.642	17.502	16.133		10
11	195	RENDA MOTORSPORT	ITA	Hall Philip	SWE	Formula K / Vortex / Bridgestone	12:53.281	13	55.257	15.093	0.695	21.586	17.381	16.290		11
12	197	SCS SRL	ITA	Cunati Simone	ITA	Topkart / Parilla / Bridgestone	12:58.924	13	56.539	20.736	5.643	21.874	17.973	16.692		12
13	115	BRM RACING	ITA	Zani Christopher	ITA	Brm / Tm / Bridgestone	12:59.617	13	55.442	21.429	0.693	21.505	17.540	16.397		13
14	124	MORARDO FABRIZIO	ITA	Morardo Fabrizio	ITA	Srk / Tm / Bridgestone	13:02.912	13	55.776	24.724	3.295	21.994	17.689	16.093		14
15	140	CROCPROMOTION SRL	ITA	Chubarov Ivan	RUS	Crocromotion / Tm / Bridgestone	13:03.852	13	57.338	25.664	0.940	22.351	18.184	16.803		15
16	170	CRG SPA	ITA	Cebrian Gerard	ESP	Crg / Tm / Bridgestone	12:54.017	13	55.261	25.829	0.165	21.368	17.387	16.506	+10.000	16
17	136	GACO RACING	NOR	Rismyhr Finn	NOR	Sodikart / Tm / Bridgestone	13:06.779	13	56.698	28.591	2.762	22.195	18.106	16.397		17
18	97	CRG SPA	ITA	Rosina Michael	ITA	Crg / Tm / Bridgestone	13:09.747	13	55.688	31.559	2.968	21.789	17.693	16.206		18
19	142	MIHIC MARTINN	SVN	Mihic Martin	SVN	Tb Kart / Tm / Bridgestone	13:14.900	13	58.196	36.712	5.153	22.580	18.137	17.479		19
20	191	KSB RACING TEAM	AUT	Sager Moritz	AUT	Kosmic / Vortex / Bridgestone	13:17.211	13	56.792	39.023	2.311	22.094	18.268	16.430		20
21	189	DR SRL	ITA	Vasile Daniel	ROU	Dr / Modena Engines / Bridgestone	13:12.687	13	57.038	44.499	5.476	22.138	18.051	16.849	+10.000	21
22	178	R&R RACING TEAM	ITA	Ugran Filip	ROU	Birel Art / Tm / Bridgestone	13:16.540	13	56.915	48.352	3.853	22.318	17.996	16.601	+10.000	22
23	149	KOKOSIOULIS ANNA MARIA	ITA	Munaretto Luca	ITA	Crg / Tm / Bridgestone	13:28.823	13	59.243	50.635	2.283	23.441	18.798	17.004		23
24	125	REINHARD ANDRE	CHE	Reinhard Andre	CHE	Crg / Tm / Bridgestone	13:29.264	13	57.088	51.076	0.441	22.206	18.608	16.274		24
25	177	TONY KART RACING TEAM	ITA	Fuoco Antonio	ITA	Tony Kart / Vortex / Bridgestone	8:55.236	9	56.026	4 Laps	4 Laps	22.126	17.921	15.979		25
26	145	ENERGY CORSE SRL	ITA	Fife Joshua	AUS	Energy / Tm / Bridgestone	8:03.162	8	56.885	5 Laps	1 Lap	22.112	18.056	16.717		26
27	148	ENERGY CORSE SRL	ITA	Kochev Konstantin	AUS	Energy / Tm / Bridgestone	5:50.236	5	1:03.490	8 Laps	3 Laps	25.106	20.040	18.344		27
28	173	CRG SPA	ITA	Lopez Marc-oriol	ESP	Crg / Tm / Bridgestone	1:14.419	1	1:09.009	12 Laps	4 Laps	26.918	21.803	20.288		28

No.187 Federer Fabian : Time penalty of 10". According to steward's decision n°127

No.170 Cebrian Gerard : Time penalty of 10". According to steward's decision n°128

No.189 Vasile Daniel : Time penalty of 10". According to steward's decision n°129

No.178 Ugran Filip : Time penalty of 10". According to steward's decision n°130

Not Classified

	126	LA MARTINA VINCENZO	ITA	La Martina Vincenzo Ale	ITA	Crg / Tm / Bridgestone				DNS						33
	135	KOSMIC RACING DEPARTEME	ITA	Rasmussen Oliver	DNK	Kosmic / Vortex / Bridgestone				DNS						33
	152	CRG SPA	ITA	Berto Filippo	ITA	Crg / Tm / Bridgestone				DNS						33

Leaders : No.181 Lorandi Leonardo (1-8) / No.187 Federer Fabian (9-13)

Best Lap : No.195 Hall Philip 55.257 78,18 Kph

Event Record : No.181 Lorandi Leonardo 46.693 92,51 Kph

Start Time : 17/02 - 17:21:28

Weather : Slightly cloudy Air : 5°C Track : Dry

23° WINTER CUP (ITA) 15-18/02/2018

Page 1 / 1

FICR

Apex Timing

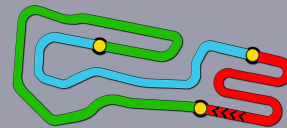


Scan this QR code for live timing



Timing service and charts editing provided by:

Federazione Italiana Cronometristi



KZ2

Qualifying Heats A-F Lap Chart

For information purposes. No official / regulatory value

	1	2	3	4	5	6	7	8	9	10	11	12	13	14	15	16	17	18	19	20	21	22	23	24	25	26	27	28	29	30	31
Grid	181	187	103	141	138	139	162	177	197	185	140	97	146	132	135	189	115	145	170	195	136	147	124	125	149	142	178	148	126	191	173
Start	181	187	141	103	139	138	177	162	185	197	189	140	145	146	97	195	147	115	125	136	170	142	124	148	149	178	173	191			
Lap 1 Interval	181	141	187	139	185	103	138	162	177	145	189	140	146	197	195	136	147	142	115	170	149	173	125	178	124	97	191	148			
		0.9	0.6	0.3	0.7	0.3	0.4	0.2	0.1	0.9	0.3	0.4	0.2	0.5	0.6	0.0	0.5	0.9	0.3	0.3	0.4	0.3	0.5	0.1	0.1	0.1	0.4	0.4	3.4		
Lap 2	181	141	187	139	185	138	103	162	177	145	140	146	197	136	147	195	142	170	115	178	149	124	125	97	191	189	148				
		1.5	0.5	0.5	0.9	0.5	0.6	0.3	0.5	1.3	0.4	0.6	0.9	1.3	1.2	0.1	0.6	0.2	1.2	0.4	0.1	0.5	1.1	0.5	0.5	1.8	6.9				
Lap 3	181	141	187	139	185	138	103	162	177	145	140	146	197	136	147	142	195	170	115	149	124	125	97	189	191	178	148				
		1.7	0.4	1.4	1.2	0.1	1.1	0.7	0.3	1.3	0.6	0.3	1.5	2.4	1.6	0.7	0.2	0.3	0.9	1.4	0.3	1.0	1.0	0.1	1.2	3.0	10.8				
Lap 4	181	141	187	139	185	138	103	162	177	145	146	140	197	136	147	142	170	195	115	124	149	125	189	97	191	178	148				
		1.4	0.4	2.8	0.4	0.4	1.2	0.7	0.3	1.5	0.5	1.2	2.1	2.6	1.2	0.5	0.1	1.0	0.1	2.3	0.7	0.8	0.1	1.3	0.6	2.2	16.6				
Lap 5	181	141	187	139	185	138	103	162	177	146	145	140	197	136	147	170	142	195	115	124	189	97	149	191	178	125	148				
		0.8	0.4	4.8	0.4	0.2	0.6	0.2	0.2	1.8	0.7	2.0	1.8	3.1	0.7	0.4	0.6	0.2	0.4	3.0	2.2	0.6	0.5	0.4	1.7	11.1	9.8				
Lap 6	181	141	187	139	138	185	162	103	177	146	145	140	197	147	170	195	115	136	142	124	189	97	191	149	178	125					
		0.3	0.2	5.7	0.2	0.8	0.2	0.5	0.2	0.8	1.9	2.1	1.5	3.6	0.4	0.5	0.7	1.0	0.1	1.1	4.3	0.5	0.8	0.3	0.1	12.9					
Lap 7	181	187	141	138	139	185	177	162	103	146	145	140	197	147	195	170	115	124	136	142	189	97	191	178	149	125					
		0.3	1.5	4.4	1.2	0.1	0.2	0.2	0.7	0.2	2.0	3.8	0.1	3.1	0.4	0.5	0.3	3.2	0.7	0.9	4.1	0.2	0.5	0.4	2.0	10.3					
Lap 8	181	187	141	138	177	185	162	139	103	146	145	140	197	147	195	170	115	124	136	142	189	191	178	149	125						
		0.1	3.7	1.7	2.2	1.3	0.1	0.4	0.7	0.3	4.4	4.4	0.4	0.7	0.3	0.2	0.4	4.1	1.9	1.5	3.0	0.9	0.7	0.1	4.5	8.0					
Lap 9	187	181	141	138	177	162	185	139	146	103	147	195	170	197	140	115	124	136	97	142	189	191	178	149	125						
		1.0	3.7	0.3	2.5	1.7	1.0	0.2	0.8	1.0	4.7	0.3	0.5	0.7	0.5	0.1	3.5	2.8	2.6	0.1	2.6	0.2	0.9	6.7	5.2						
Lap 10	187	181	138	141	162	185	146	139	103	147	195	170	197	140	115	124	136	97	142	189	191	178	149	125							
		2.3	3.2	1.7	3.3	1.8	0.0	0.4	1.6	2.7	0.4	0.4	1.9	1.3	0.5	1.5	3.8	2.1	2.5	1.0	0.0	1.0	9.0	3.0							
Lap 11	187	181	138	141	162	146	185	139	103	147	195	170	197	115	140	124	136	97	189	142	191	178	149	125							
		3.6	2.7	3.5	1.6	1.4	1.2	0.3	1.4	1.0	0.3	0.4	3.6	0.7	1.3	0.1	5.1	1.3	4.3	0.2	0.5	1.1	10.6	0.7							
Lap 12	187	181	138	141	162	146	185	139	103	147	195	170	197	115	124	140	136	97	189	142	191	178	125	149							
		4.1	2.8	4.0	0.9	1.1	2.5	0.7	0.8	0.4	0.3	0.8	4.4	0.6	2.7	0.4	4.0	1.8	3.9	1.5	0.8	0.5	11.5	0.5							
Lap 13	187	181	138	141	162	146	185	139	103	147	195	170	197	115	124	140	136	97	189	142	191	178	125	149							
		4.0	3.8	3.7	0.1	0.9	3.8	0.9	0.4	0.4	0.6	0.7	4.9	0.6	3.2	0.9	2.9	2.9	2.2	1.6	0.6	11.6	0.4								

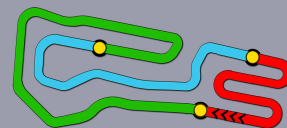


Scan this QR code for live timing



Timing service and charts editing provided by:

**Federazione Italiana
Cronometristi**



KZ2

Qualifying Heats A-F Analysis

For information purposes. No official / regulatory value

Laps	Sector 1	Sector 2	Sector 3	Lap Time
No.97 Rosina Michael				
1	28.224			1:11.506
2	25.837	21.077	19.444	1:06.358
3	24.676	20.460	18.395	1:03.531
4	24.131	19.311	18.519	1:01.961
5	23.147	18.929	17.306	59.382
6	22.897	18.658	17.538	59.093
7	22.655	18.411	17.159	58.225
8	22.320	18.032	16.435	56.787
9	21.789	17.693	16.206	55.688
10	21.891	17.715	16.659	56.265
11	21.639	17.675	16.953	56.267
12	22.091	19.081	18.307	59.479
13	23.437	19.676	18.266	1:01.379

Laps	Sector 1	Sector 2	Sector 3	Lap Time
No.103 Irlando Alex				
1	26.173	20.064	18.804	1:05.041
2	23.932	19.964	18.390	1:02.286
3	23.460	19.463	17.642	1:00.565
4	22.994	18.874	17.348	59.216
5	22.493	18.734	17.267	58.494
6	22.684	18.468	17.207	58.359
7	22.609	18.174	16.860	57.643
8	22.327	18.580	17.151	58.058
9	22.138	18.967	17.164	58.269
10	22.346	18.211	16.770	57.327
11	22.021	18.215	16.783	57.019
12	21.895	18.252	17.818	57.965
13	22.660	19.035	17.924	59.619

Laps	Sector 1	Sector 2	Sector 3	Lap Time
No.115 Zani Cristopher				
1	26.928	22.333	19.699	1:08.960
2	25.596	20.761	19.149	1:05.506
3	24.396	19.982	18.285	1:02.663
4	23.692	18.939	17.725	1:00.356
5	22.895	18.853	17.085	58.833
6	22.384	18.421	17.018	57.823
7	21.964	17.539	16.667	56.170
8	21.505	17.540	16.397	55.442
9	21.717	18.210	17.351	57.278
10	22.418	18.102	17.252	57.772
11	21.656	17.576	16.575	55.807
12	21.649	18.747	17.955	58.351
13	22.967	19.214	18.206	1:00.387

Laps	Sector 1	Sector 2	Sector 3	Lap Time
No.124 Morardo Fabrizio				
1	27.558	22.190	20.804	1:10.552

Laps	Sector 1	Sector 2	Sector 3	Lap Time
2	25.530	20.940	18.333	1:04.803
3	24.306	20.528	18.334	1:03.168
4	24.016	18.943	18.000	1:00.959
5	23.092	18.953	17.472	59.517
6	22.715	17.903	16.514	57.132
7	22.123	18.312	16.623	57.058
8	21.841	18.241	16.305	56.387
9	21.955	18.260	16.456	56.671
10	21.994	17.689	16.093	55.776
11	21.505	17.792	16.497	55.794
12	22.600	18.462	18.489	59.551
13	23.328	19.523	18.081	1:00.932

Laps	Sector 1	Sector 2	Sector 3	Lap Time
No.125 Reinhard Andre				
1	27.457	22.939	20.252	1:10.648
2	25.620	21.157	19.386	1:06.163
3	24.595	19.749	18.763	1:03.107
4	23.982	19.413	18.046	1:01.441
5	22.614	33.856	18.254	1:14.724
6	23.820	18.839	16.950	59.609
7	22.071	18.827	16.439	57.337
8	22.414	18.050	17.403	57.867
9	22.206	18.608	16.274	57.088
10	22.574	18.148	16.366	57.088
11	22.044	17.733	17.480	57.257
12	22.652	19.015	18.488	1:00.155
13	23.855	19.457	19.165	1:02.477

Laps	Sector 1	Sector 2	Sector 3	Lap Time
No.136 Rismyhr Finn				
1	26.266	21.471	19.267	1:07.004
2	24.584	20.629	18.642	1:03.855
3	23.876	20.298	18.096	1:02.270
4	23.581	20.151	17.343	1:01.075
5	23.186	19.185	17.124	59.495
6	23.680	19.435	18.239	1:01.354
7	22.786	18.681	17.644	59.111
8	22.510	18.329	16.712	57.551
9	22.309	18.328	17.006	57.643
10	22.195	18.106	16.397	56.698
11	22.289	17.957	16.885	57.131
12	22.240	18.841	17.831	58.912
13	23.062	19.464	17.771	1:00.297

Laps	Sector 1	Sector 2	Sector 3	Lap Time
No.138 Iglesias Jeremy				
1	25.930	20.101	19.024	1:05.055
2	23.691	19.821	17.751	1:01.263
3	23.081	19.308	17.677	1:00.066

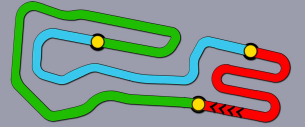
Laps	Sector 1	Sector 2	Sector 3	Lap Time
4	22.812	18.874	17.448	59.134
5	22.505	19.098	17.478	59.081
6	22.397	18.345	16.608	57.350
7	22.191	18.167	16.236	56.594
8	21.607	17.917	16.193	55.717
9	21.510	17.654	16.630	55.794
10	21.523	18.041	16.286	55.850
11	21.755	17.941	16.477	56.173
12	21.599	18.020	17.770	57.389
13	22.852	19.204	17.874	59.930

Laps	Sector 1	Sector 2	Sector 3	Lap Time
No.139 Gavrilov Klim				
1	25.465	20.206	18.147	1:03.818
2	23.990	19.464	17.712	1:01.166
3	23.624	19.018	17.560	1:00.202
4	23.219			59.587
5	23.043	18.915	17.333	59.291
6	22.913	18.342	16.618	57.873
7	22.610	18.215	17.248	58.073
8	23.158	18.358	17.189	58.705
9	22.259	18.122	16.753	57.134
10	22.312	18.392	16.903	57.607
11	22.076	18.027	17.045	57.148
12	22.164	18.397	18.031	58.592
13	22.932	19.171	17.973	1:00.076

Laps	Sector 1	Sector 2	Sector 3	Lap Time
No.140 Chubarov Ivan				
1	26.106	21.040	19.123	1:06.269
2	24.055	19.722	18.633	1:02.410
3	23.872	19.143	17.966	1:00.981
4	23.933	18.781	17.785	1:00.499
5	22.982	18.969	17.312	59.263
6	22.597	18.457	17.347	58.401
7	22.441	18.659	17.431	58.531
8	22.319	18.408	16.949	57.676
9	22.804	19.286	17.411	59.501
10	22.351	18.184	16.803	57.338
11	22.163	18.632	16.984	57.779
12	23.118	18.840	18.253	1:00.211
13	23.298	19.437	18.649	1:01.384

Laps	Sector 1	Sector 2	Sector 3	Lap Time
No.141 Hanley Benjamin				
1	24.780	20.009	18.437	1:03.226
2	23.761	19.352	17.912	1:01.025
3	22.988	19.099	17.382	59.469
4	22.634	18.522	17.070	58.226
5	22.232	18.269	16.768	57.269





KZ2

Qualifying Heats A-F Analysis

For information purposes. No official / regulatory value

Laps	Sector 1	Sector 2	Sector 3	Lap Time
6	21.979	18.107	16.997	57.083
7	22.317	18.515	17.603	58.435
8	22.936	18.495	16.933	58.364
9	22.249	18.217	16.722	57.188
10	22.687	18.273	16.971	57.931
11	22.578	18.211	17.252	58.041
12	22.199	18.164	17.551	57.914
13	22.750	19.043	17.811	59.604

No.142 Mihic Martin

1	27.326	21.304	19.730	1:08.360
2	24.428	20.727	19.209	1:04.364
3	24.050	20.048	18.528	1:02.626
4	23.121	19.374	17.967	1:00.462
5	23.337	18.346	17.807	59.490
6	22.996	19.062	17.675	59.733
7	23.155	19.130	17.609	59.894
8	22.580	18.137	17.479	58.196
9	22.478	18.605	17.779	58.862
10	22.952	18.162	17.508	58.622
11	22.448	18.717	17.214	58.379
12	22.795	19.277	18.218	1:00.290
13	23.413	19.207	18.465	1:01.085

No.145 Fife Joshua

1	25.494	21.016	18.836	1:05.346
2	24.435	19.918	18.372	1:02.725
3	23.931	19.023	17.901	1:00.855
4	23.223	18.620	17.480	59.323
5	22.673	19.019	17.312	59.004
6	22.816	18.588	16.869	58.273
7	22.112	18.056	16.717	56.885
8	22.161	18.150	16.709	57.020

No.146 Skaras Emil

1	26.015	21.192	19.157	1:06.364
2	24.918	19.900	17.963	1:02.781
3	23.508	19.526	17.642	1:00.676
4	22.999	18.738	17.225	58.962
5	22.373	18.482	16.855	57.710
6	22.315	18.124	16.601	57.040
7	21.796	18.197	16.808	56.801
8	22.195	18.644	17.350	58.189
9	22.105	18.377	16.362	56.844
10	21.797	17.877	16.693	56.367
11	21.787	17.758	16.395	55.940
12	21.711	18.096	17.122	56.929

Laps	Sector 1	Sector 2	Sector 3	Lap Time
13	22.494	18.690	17.366	58.550

No.147 Sjkovist Isac

1	26.668	22.035	19.092	1:07.795
2	24.825	21.013	18.659	1:04.497
3	23.962	20.655	18.099	1:02.716
4	23.132	19.793	17.697	1:00.622
5	22.728	19.058	17.204	58.990
6	22.274	18.603	16.904	57.781
7	21.978	18.150	16.552	56.680
8	21.452	17.825	16.351	55.628
9	21.669	18.022	16.418	56.109
10	21.642	17.502	16.133	55.277
11	21.435	17.621	16.286	55.342
12	21.546	18.030	17.737	57.313
13	22.431	19.207	18.028	59.666

No.148 Kochev Konstantin

1	29.345	23.470	21.599	1:14.414
2	28.082	22.432	21.199	1:11.713
3	26.947	21.906	20.710	1:09.563
4	25.884	20.878	19.442	1:06.204
5	25.106	20.040	18.344	1:03.490

No.149 Munaretto Luca

1	27.723	21.803	19.483	1:09.009
2	25.253	20.822	19.282	1:05.357
3	24.672	20.154	18.592	1:03.418
4	24.695	19.444	17.911	1:02.050
5	24.165	20.255	17.838	1:02.258
6	23.330	18.875	17.575	59.780
7	23.402	18.972	17.701	1:00.075
8	23.778	19.052	17.307	1:00.137
9	23.684	18.836	17.443	59.963
10	23.441	18.798	17.004	59.243
11	23.268	18.642	17.614	59.524
12	23.656	19.469	18.329	1:01.454
13	23.903	19.448	18.182	1:01.533

No.162 Puhakka Simo

1	25.663	20.554	18.823	1:05.040
2	23.778	19.841	18.395	1:02.014
3	23.404	19.410	18.066	1:00.880
4	22.931	18.743	17.561	59.235
5	22.259	18.480	17.295	58.034
6	22.224	18.343	17.006	57.573
7	21.994	18.320	17.107	57.421
8	22.201	18.489	16.894	57.584

Laps	Sector 1	Sector 2	Sector 3	Lap Time
9	21.773	18.133	16.391	56.297
10	22.088	18.008	16.452	56.548
11	21.646	18.017	16.715	56.378
12	21.779	18.064	17.405	57.248
13	22.509	18.720	17.536	58.765

No.170 Cebrian Gerard

1	28.022	21.798	19.269	1:09.089
2	24.270	20.585	19.043	1:03.898
3	23.821	20.314	18.846	1:02.981
4	23.210	19.217	17.599	1:00.026
5	22.534	18.720	17.441	58.695
6	22.403	18.228	17.228	57.859
7	21.751	18.427	16.946	57.124
8	21.305	17.602	16.452	55.359
9	21.520	18.245	16.521	56.286
10	21.520	17.625	16.187	55.332
11	21.368	17.387	16.506	55.261
12	21.526	18.331	17.853	57.710
13	22.906	18.821	18.161	59.888

No.173 Lopez Marc-oriol

1	26.918	21.803	20.288	1:09.009
---	--------	--------	--------	----------

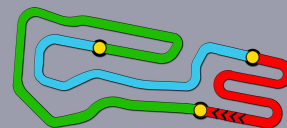
No.177 Fuoco Antonio

1	26.288	20.755	18.359	1:05.402
2	24.348	19.790	18.193	1:02.331
3	23.549	19.220	18.007	1:00.776
4	22.724	18.667	17.772	59.163
5	22.248	18.294	17.429	57.971
6	22.301	18.426	17.349	58.076
7	21.700	17.870	16.798	56.368
8	22.139	18.106	16.109	56.354
9	22.126	17.921	15.979	56.026

No.178 Ugran Filip

1	27.111	22.368	20.447	1:09.926
2	24.528	20.384	19.246	1:04.158
3	33.023	19.450	17.996	1:10.469
4	23.646	18.958	17.802	1:00.406
5	23.260	18.764	17.139	59.163
6	22.518	18.326	16.922	57.766
7	22.451	18.212	17.213	57.876
8	22.574	18.109	16.979	57.662
9	22.581	18.114	17.100	57.795
10	22.318	17.996	16.601	56.915
11	22.281	18.250	17.428	57.959
12	23.109	18.867	18.003	59.979





KZ2

Qualifying Heats A-F Analysis

For information purposes. No official / regulatory value

Laps	Sector 1	Sector 2	Sector 3	Lap Time
13	23.271	19.536	18.534	1:01.341
No.181 Lorandi Leonardo				
1	24.680	19.650	18.474	1:02.804
2	23.190	19.260	17.899	1:00.349
3	22.969	18.886	17.483	59.338
4	22.729	18.590	17.140	58.459
5	22.230	18.309	17.351	57.890
6	22.508	18.110	16.983	57.601
7	21.973	18.126	16.802	56.901
8	21.885	17.772	16.732	56.389
9	22.500	18.086	16.683	57.269
10	21.954	17.858	16.993	56.805
11	22.335	17.610	16.684	56.629
12	21.982	18.022	17.243	57.247
13	22.436	18.724	17.792	58.952

Laps	Sector 1	Sector 2	Sector 3	Lap Time
No.185 Pex Stan				
1	25.206	20.041	18.742	1:03.989
2	23.722	19.826	17.897	1:01.445
3	23.469	19.233	17.745	1:00.447
4	22.740	18.777	17.299	58.816
5	22.781	19.180	17.327	59.288
6	23.049	18.343	17.104	58.496
7	22.007	18.101	17.017	57.125
8	22.221	18.775	16.947	57.943
9	22.324	18.304	16.910	57.538
10	22.196	18.135	17.001	57.332
11	22.320	18.124	16.851	57.295
12	22.149	18.398	17.659	58.206
13	22.885	19.068	17.892	59.845

Laps	Sector 1	Sector 2	Sector 3	Lap Time
No.187 Federer Fabian				
1	25.560	20.112	18.512	1:04.184
2	23.367	19.316	18.246	1:00.929
3	23.027	18.726	17.592	59.345
4	22.433	18.505	17.247	58.185
5	22.144	18.353	16.775	57.272
6	21.761	18.121	17.067	56.949
7	21.734	17.891	17.004	56.629
8	21.654	17.818	16.671	56.143
9	21.952			56.139
10	21.501	17.650	16.302	55.453
11	21.492	17.475	16.341	55.308
12	21.457	17.758	17.559	56.774
13	22.233	18.849	17.931	59.013

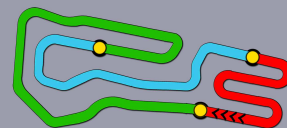
Laps	Sector 1	Sector 2	Sector 3	Lap Time
No.189 Vasile Daniel				
1	25.873	21.012	19.135	1:06.020
2	36.014	20.229	18.335	1:14.578
3	24.024	19.501	17.858	1:01.383
4	23.323	19.352	17.714	1:00.389
5	23.399	19.387	17.294	1:00.080
6	23.078	18.903	17.193	59.174
7	23.000	18.600	16.964	58.564
8	22.874	18.348	16.807	58.029
9	22.640	18.144	16.704	57.488
10	22.138	18.051	16.849	57.038
11	21.846	18.132	17.118	57.096
12	22.383	18.570	18.055	59.008
13	23.450	18.933	18.023	1:00.406

Laps	Sector 1	Sector 2	Sector 3	Lap Time
No.191 Sager Moritz				
1	28.180	22.097	19.910	1:10.187
2	25.700	21.001	19.718	1:06.419
3	25.332	20.399	18.683	1:04.414
4	24.301	19.268	17.632	1:01.201
5	23.353	18.981	17.395	59.729
6	23.254			58.970
7	22.489	18.516	16.907	57.912
8	22.801	18.194	16.942	57.937
9	22.593	18.063	16.394	57.050
10	22.094	18.268	16.430	56.792
11	22.028	18.267	17.594	57.889
12	22.927	18.835	18.829	1:00.591
13	23.575	19.871	19.079	1:02.525

Laps	Sector 1	Sector 2	Sector 3	Lap Time
No.195 Hall Philip				
1	26.687	21.094	19.614	1:07.395
2	25.115	20.812	19.343	1:05.270
3	24.459	20.385	18.670	1:03.514
4	24.179	19.325	17.927	1:01.431
5	22.938	18.609	16.969	58.516
6	21.997	19.104	16.447	57.548
7	21.596	18.013	16.414	56.023
8	21.286	17.994	16.308	55.588
9	21.489	18.117	16.469	56.075
10	21.501	17.761	16.142	55.404
11	21.586	17.381	16.290	55.257
12	21.623	17.947	17.740	57.310
13	22.766	18.799	18.421	59.986

Laps	Sector 1	Sector 2	Sector 3	Lap Time
No.197 Cunati Simone				
1	26.644	21.372	19.298	1:07.314





KZ2

Qualifying Heats A-F Starting Grid

Document 38.1 OFFICIAL

			16	173 Lopez Marc-oriol Crg / Tm / Bridgestone	
191 Sager Moritz Kosmic / Vortex / Bridgestone			15	126 La Martina Vincenzo Alessio Crg / Tm / Bridgestone	
148 Kochev Konstantin Energy / Tm / Bridgestone			14	178 Ugran Filip Birel Art / Tm / Bridgestone	
142 Mihic Martin Tb Kart / Tm / Bridgestone		122 Points	13	149 Munaretto Luca Crg / Tm / Bridgestone	
125 Reinhard Andre Crg / Tm / Bridgestone			12	124 Morardo Fabrizio Srk / Tm / Bridgestone	
147 Sjokvist Isac Energy / Tm / Bridgestone		96 Points	11	136 Rismyhr Finn Sodikart / Tm / Bridgestone	
195 Hall Philip Formula K / Vortex / Bridgestone		109 Points	10	170 Cebrian Gerard Crg / Tm / Bridgestone	
145 Fife Joshua Energy / Tm / Bridgestone		85 Points	9	115 Zani Cristopher Brm / Tm / Bridgestone	
189 Vasile Daniel Dr / Modena Engines / Bridgestone		114 Points	8	135 Rasmussen Oliver Kosmic / Vortex / Bridgestone	
152 Berto Filippo Crg / Tm / Bridgestone			7	146 Skaras Emil Energy / Tm / Bridgestone	
97 Rosina Michael Crg / Tm / Bridgestone		127 Points	6	140 Chubarov Ivan Crocpromotion / Tm / Bridgestone	
185 Pex Stan Crg / Tm / Bridgestone		52 Points	5	197 Cunati Simone Topkart / Parilla / Bridgestone	
177 Fuoco Antonio Tony Kart / Vortex / Bridgestone		94 Points	4	162 Puhakka Simo Tony Kart / Vortex / Bridgestone	
139 Gavrilov Klim Crocpromotion / Tm / Bridgestone		47 Points	3	138 Iglesias Jeremy Formula K / Tm / Bridgestone	
141 Hanley Benjamin Drago Corse / Tm / Bridgestone		9 Points	2	103 Irlando Alex Sodikart / Tm / Bridgestone	
187 Federer Fabian Crg / Tm / Bridgestone		19 Points	1	181 Lorandi Leonardo Tony Kart / Tm / Bridgestone	

POLE POSITION



Start : 17/02 - 17:10 13 Laps = 15,600 Km

23° WINTER CUP (ITA) 15-18/02/2018

Page 1 / 1

FICR

Apex Timing

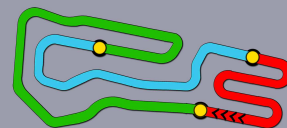


Scan this QR code for live timing



Timing service and charts editing provided by:

**Federazione Italiana
Cronometristi**



Qualifying Heats B-D

Document 56.2 OFFICIAL

KZ2 DEF. RESULTS

Rnk	No.	Entrant	Nat E.	Driver	Nat D.	Equipment	Time	Laps	Best Lap	Gap	Interv.	Sector 1	Sector 2	Sector 3	Penalty	Points
1	▲2	102	ITA	Abbase Anthony	ITA	Sodikart / Tm / Bridgestone	11:18.883	13	49.634			19.284	15.598	14.752		0
2	▲4	182	ITA	Persson Tornqvist Benjamin	SWE	Crg / Tm / Bridgestone	11:20.845	13	49.632	1.962	1.962	19.322	15.626	14.684		2
3	▲5	157	ITA	Loubere Pierre	CZE	Praga / Tm / Bridgestone	11:21.310	13	49.607	2.427	0.465	19.165	15.656	14.786		3
4	▲10	160	ITA	Vigano' Matteo	ITA	Tony Kart / Vortex / Bridgestone	11:21.663	13	49.632	2.780	0.353	19.178	15.615	14.839		4
5	▲7	99	ITA	Dreezen Rick	ITA	Birel Art / Tm / Bridgestone	11:21.877	13	49.485	2.994	0.214	19.199	15.506	14.780		5
6	▼4	151	ITA	Giardelli Alessandro	ITA	Crg / Tm / Bridgestone	11:24.145	13	49.610	5.262	2.268	19.221	15.618	14.771		6
7	▼3	192	ITA	Palomba Giuseppe	ITA	Intrepid / Tm / Bridgestone	11:24.717	13	49.740	5.834	0.572	19.198	15.651	14.891		7
8	▲3	111	ITA	Buran Alessandro	ITA	Pcr / Tm / Bridgestone	11:26.290	13	49.793	7.407	1.573	19.543	15.711	14.539		8
9	▲10	113	ITA	Zanchi Matteo	ITA	Tony Kart / Tm / Bridgestone	11:31.781	13	50.314	12.898	5.491	19.473	16.134	14.707		9
10	▼3	131	ITA	Dale Andrea	ITA	Crg / Tm / Bridgestone	11:32.849	13	50.832	13.966	1.068	19.292	15.858	15.682		10
11	▼6	199	ITA	Torsellini Mirko	ITA	Kr / Parilla / Bridgestone	11:23.056	13	49.302	14.173	0.207	19.220	15.601	14.481	+10.000	11
12	▲16	143	ITA	Berndt Tim	ITA	Maranello / Tm / Bridgestone	11:33.830	13	50.323	14.947	0.774	19.633	15.941	14.749		12
13	▲10	158	ITA	Habulin Kristijan	ITA	Tb Kart / Tm / Bridgestone	11:34.243	13	50.725	15.360	0.413	19.572	16.061	15.092		13
14	▲10	169	ITA	Evrard Paul	ITA	Tony Kart / Vortex / Bridgestone	11:35.999	13	51.049	17.116	1.756	19.642	16.373	15.034		14
15	▲4	163	ITA	Peklin Ivan	ITA	Maranello / Tm / Bridgestone	11:36.212	13	49.958	17.329	0.213	19.353	15.749	14.856		15
16	▼1	108	ITA	Valente Enzo	ITA	Sodikart / Tm / Bridgestone	11:29.939	13	49.267	21.056	3.727	19.072	15.545	14.650	+10.000	16
17	▼8	154	ITA	Denner Emilien	ITA	Kalikart / Tm / Bridgestone	11:33.443	13	49.983	24.560	3.504	19.337	15.547	15.099	+10.000	17
18	▼1	127	ITA	Paul Maximilian	ITA	Dr / Modena / Bridgestone	11:34.773	13	49.954	25.890	1.330	19.574	15.641	14.739	+10.000	18
19	▲2	134	ITA	Bengtsson Axel	ITA	Kosmic / Vortex / Bridgestone	11:36.759	13	50.826	27.876	1.986	19.529	16.040	15.257	+10.000	19
20	▼10	114	ITA	Albanese Danilo	ITA	Tony Kart / Vortex / Bridgestone	11:34.469	13	50.181	35.586	7.710	19.732	15.584	14.865	+20.000	20
21	▲10	133	ITA	Gemmill Oliver	ITA	Tony Kart / Vortex / Bridgestone	11:55.069	13	52.175	36.186	0.600	20.219	16.357	15.599		21
22	▲7	129	ITA	Efrosinin Georgii	ITA	Sodikart / Tm / Bridgestone	11:47.263	13	50.566	38.380	2.194	19.865	15.780	14.921	+10.000	22
23	▲4	107	ITA	Nomblot Jean	ITA	Sodikart / Tm / Bridgestone	11:47.765	13	51.630	38.882	0.502	19.877	16.432	15.321	+10.000	23
24	▲2	155	ITA	Lang Hannah	ITA	Tony Kart / Vortex / Bridgestone	11:59.028	13	52.157	40.145	1.263	20.175	16.155	15.827		24
25	▲5	175	ITA	Astashenko Anton	ITA	Tony Kart / Tm / Bridgestone	12:01.916	13	52.709	43.033	2.888	20.632	16.396	15.681		25
26	▼10	193	ITA	Fusco Giuseppe	ITA	Fk / Vortex / Bridgestone	12:02.958	13	50.491	44.075	1.042	19.527	15.768	15.196		26
27	▼9	98	ITA	Comanducci Andrea	ITA	Tony Kart / Tm / Bridgestone	11:17.155	12	51.210	1 Lap	1 Lap	19.665	16.047	15.498		27
28	▼27	186	ITA	Lorandi Alessio	ITA	Parolin / Tm / Bridgestone	8:57.737	10	50.173	3 Laps	2 Laps	19.548	15.690	14.935		28
29	▲3	174	ITA	Lopatin Andrew	ITA	Tony Kart / Tm / Bridgestone	12:21.763	8	57.149	5 Laps	2 Laps	21.766	17.821	17.562		29
30	▼17	165	ITA	Dahlberg Alexander	ITA	Birel Art / Tm / Bridgestone	6:28.494	7	52.464	6 Laps	1 Lap	19.833	17.205	15.426		30
31	▼11	171	ITA	Colombo Mirko	ITA	Energy / Tm / Bridgestone	6:33.083	7	51.623	6 Laps	4.589	19.770	15.927	15.926		31
32	▼7	109	ITA	Lay Gillian	ITA	Sodikart / Tm / Bridgestone	2:59.728	3	56.613	10 Laps	4 Laps	22.819	17.663	16.131		32

No.199 Torsellini Mirko : Time penalty of 10". According to steward's decision n°116

No.108 Valente Enzo : Time penalty of 10". According to steward's decision n°117

No.154 Denner Emilien : Time penalty of 10". According to steward's decision n°118

No.127 Paul Maximilian : Time penalty of 10". According to steward's decision n°121

No.134 Bengtsson Axel : Time penalty of 10". According to steward's decision n°120

No.114 Albanese Danilo : Penalty for Race Director decision

No.114 Albanese Danilo : Time penalty of 10". According to steward's decision n°119

No.129 Efrosinin Georgii : Time penalty of 10". According to steward's decision n°122

No.107 Nomblot Jean : Time penalty of 10". According to steward's decision n°123

Leaders : No.192 Palomba Giuseppe (1-1) / No.182 Persson Tornqvist Benjamin (2-6) / No.102 Abbase Anthony (7-13)

Start Time : 17/02 - 16:33:20

Best Lap : No.108 Valente Enzo 49.267 87,68 Kph

Weather : Slightly cloudy Air : 5°C Track : Dry

Event Record : No.181 Lorandi Leonardo 46.693 92,51 Kph

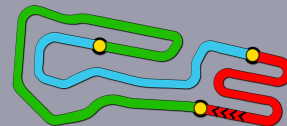


Scan this QR code for live timing



Timing service and charts editing provided by:

Federazione Italiana Cronometristi



KZ2

Qualifying Heats B-D Lap Chart

For information purposes. No official / regulatory value

	1	2	3	4	5	6	7	8	9	10	11	12	13	14	15	16	17	18	19	20	21	22	23	24	25	26	27	28	29	30	31	32
Grid	186	151	102	192	199	182	131	157	154	114	111	99	165	160	108	193	127	98	113	171	134	163	158	169	109	155	107	143	129	175	133	174
Start	151	192	186	182	102	199	154	157	131	114	99	111	160	165	108	98	193	171	113	127	134	158	169	163	107	109	143	155	129	133	175	174
Lap 1 Interval	192	182	151	102	157	114	154	160	131	199	99	169	186	108	165	158	111	98	113	143	171	134	109	107	127	129	133	163	155	174	175	193
		0.2	0.4	0.7	0.6	0.4	0.4	0.0	0.6	0.2	0.1	0.5	0.3	0.0	0.4	0.2	0.3	0.1	0.2	0.0	0.4	0.4	0.1	0.1	0.9	0.1	0.3	0.7	0.0	0.4	0.1	0.2
Lap 2	182	192	151	102	157	114	160	154	199	169	131	108	165	99	186	158	98	111	143	113	171	134	109	127	107	129	163	133	175	155	174	193
		0.8	0.5	1.3	0.5	0.0	0.4	1.1	0.1	1.0	0.2	0.4	0.0	0.1	0.1	0.4	0.0	0.1	0.2	0.3	0.5	0.1	0.8	0.3	0.5	0.3	0.1	1.5	0.2	0.0	1.3	2.2
Lap 3	182	192	151	102	157	114	160	199	154	169	131	165	99	108	186	98	158	143	113	111	134	171	127	189	107	163	129	175	133	155	174	193
		1.7	1.0	0.2	0.9	0.2	0.2	0.5	1.0	0.5	0.5	0.2	0.2	0.5	0.1	0.3	0.3	0.2	0.4	0.2	0.2	0.2	0.2	0.6	0.4	0.4	0.4	2.5	0.0	1.3	3.6	1.3
Lap 4	182	102	192	151	157	160	199	114	154	165	169	131	99	108	186	98	158	143	111	113	171	134	127	107	163	129	133	175	155	193	174	
		2.5	0.5	0.2	0.3	0.2	0.3	0.7	0.3	0.9	0.4	0.4	0.2	0.6	0.0	0.2	0.4	0.0	0.3	0.2	0.3	0.2	0.1	1.9	0.3	0.2	4.1	0.0	0.8	7.4	0.5	
Lap 5	182	102	192	151	157	160	199	165	99	169	131	108	186	98	111	143	113	158	171	127	114	134	163	154	129	107	133	175	155	193	174	
		1.7	0.3	0.2	0.4	0.1	0.3	2.4	0.2	0.4	0.1	0.2	0.4	0.3	0.0	0.2	0.4	0.2	0.3	1.6	0.5	0.2	1.1	0.6	0.3	0.4	3.8	0.4	0.5	12.5	0.1	
Lap 6	182	102	151	192	160	157	199	99	131	165	111	169	186	143	98	113	108	158	171	127	134	114	163	154	129	107	133	175	155	193	174	
		0.6	0.4	0.3	0.2	0.6	0.3	1.5	1.5	0.9	0.4	0.3	0.3	0.1	0.0	0.2	0.1	0.0	0.2	0.7	1.1	0.5	0.4	1.3	0.5	1.8	3.1	0.7	1.0	12.6	4.1	
Lap 7	102	182	151	160	192	157	199	99	131	111	169	186	98	143	113	108	158	165	127	134	114	163	154	129	171	107	133	175	155	193	174	
		0.5	0.4	0.2	0.4	0.1	0.3	0.7	2.8	1.9	0.6	0.2	0.2	0.1	0.3	0.2	0.3	0.4	0.0	0.3	0.2	1.1	0.6	0.5	1.6	1.3	4.0	0.9	1.5	11.4	9.2	
Lap 8	102	182	151	160	157	199	99	192	131	111	186	169	143	98	108	113	158	127	134	114	163	154	129	107	133	175	155	193	174			
		1.1	0.2	0.2	0.4	0.6	0.4	0.4	2.4	1.4	0.7	0.4	0.6	0.0	0.4	0.3	0.2	0.3	0.5	0.4	0.3	0.4	0.8	4.5	4.1	1.9	1.9	10.9	4.35			
Lap 9	102	182	157	160	151	199	99	192	131	111	186	169	108	113	143	158	98	127	134	163	154	114	129	107	133	175	155	193				
		1.4	0.7	0.3	0.1	0.4	0.2	0.4	2.8	0.4	0.9	1.2	0.3	0.3	0.2	0.3	0.1	0.3	0.4	0.5	0.7	0.1	5.3	1.6	4.5	3.2	1.2	9.4				
Lap 10	102	182	157	160	99	151	199	192	111	131	186	169	108	113	143	158	127	134	154	114	163	129	107	133	175	155	98	193				
		1.5	0.8	0.3	0.4	0.9	0.1	0.1	2.6	0.5	0.3	2.4	0.0	0.4	0.1	0.3	0.6	0.3	0.3	0.5	1.2	7.0	0.3	5.5	3.2	0.6	7.8	1.2				
Lap 11	102	182	157	160	99	199	151	192	111	131	108	113	169	143	158	127	134	154	114	163	129	107	133	155	175	98	193					
		2.0	0.4	0.3	0.2	1.6	0.4	0.3	1.5	3.6	0.4	0.2	0.4	0.1	0.3	1.3	0.0	0.1	0.5	1.0	8.1	1.0	5.9	3.1	1.5	6.2	0.6					
Lap 12	102	182	157	160	99	199	151	192	111	108	113	131	143	169	158	154	114	127	134	163	129	107	133	155	175	193	98					
		2.0	0.3	0.3	0.2	1.5	0.5	0.4	1.6	4.1	0.7	0.3	0.2	0.5	0.1	0.7	0.8	0.5	0.3	1.0	8.6	1.2	6.7	3.1	2.5	3.9	4.6					
Lap 13	102	182	157	160	99	199	151	192	111	108	113	131	154	143	158	114	127	169	163	134	129	107	133	155	175	193						
		1.9	0.4	0.3	0.2	1.1	1.0	0.5	1.5	3.6	1.8	1.0	0.5	0.3	0.4	0.2	0.3	1.2	0.2	0.2	0.5	10.5	0.5	7.3	3.9	2.8	1.0					

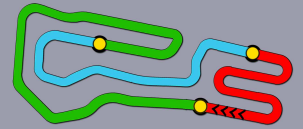


Scan this QR code for live timing



Timing service and charts editing provided by:

**Federazione Italiana
Cronometristi**



KZ2

Qualifying Heats B-D Analysis

For information purposes. No official / regulatory value

Laps	Sector 1	Sector 2	Sector 3	Lap Time
No.98 Comanducci Francesco				
1	24.218	19.323	17.135	1:00.676
2	21.469	17.827	17.260	56.556
3	22.016	17.662	16.509	56.187
4	20.886	16.703	16.244	53.833
5	20.697	16.224	15.364	52.285
6	20.252	16.176	15.786	52.214
7	20.005	16.428	15.275	51.708
8	19.665	16.047	15.498	51.210
9	20.894	16.131	15.007	52.032
10	20.003	16.301	14.206	1:18.710
11	20.753	16.267	15.125	52.145
12	20.514	16.549	18.944	56.007
No.99 Dreezen Rick				
1	24.444	18.622	16.186	59.252
2	21.557	18.443	18.077	58.077
3	21.928	17.322	16.514	55.764
4	21.138	16.875	15.968	53.981
5	20.040	16.290	15.200	51.530
6	19.598	15.730	14.716	50.044
7	19.199	15.506	14.780	49.485
8	19.363	16.296	15.258	50.917
9	19.821	15.994	15.141	50.956
10	19.496	15.825	14.701	50.022
11	19.375	15.604	14.712	49.691
12	19.293	15.654	14.677	49.624
13	19.212	15.470	15.000	49.682
No.102 Abbasse Anthony				
1	23.714	17.585	15.992	57.291
2	21.518	17.861	17.017	56.396
3	21.675	17.574	16.273	55.522
4	21.159	16.843	15.658	53.660
5	20.340	16.379	15.464	52.183
6	19.727	15.914	15.002	50.643
7	19.368	15.788	14.945	50.101
8	19.592	15.927	15.230	50.749
9	19.641	15.996	15.112	50.749
10	19.614	15.931	14.808	50.353
11	19.308	15.665	14.727	49.700
12	19.284	15.598	14.752	49.634
13	19.365	15.538	14.835	49.738
No.107 Nomblot Jean				
1	24.915	19.311	17.213	1:01.439
2	22.535	17.915	17.718	58.168

Laps	Sector 1	Sector 2	Sector 3	Lap Time
3	21.771	17.533	16.925	56.229
4	21.737	17.017	15.851	54.605
5	21.885	17.236	15.581	54.702
6	20.587	16.399	16.187	53.173
7	20.083	16.281	15.361	51.725
8	20.226	16.376	15.978	52.580
9	19.965	16.259	16.369	52.593
10	20.293	16.214	15.658	52.165
11	20.482	16.242	15.815	52.539
12	20.340	16.155	15.359	51.854
13	19.877	16.432	15.321	51.630
No.108 Valente Enzo				
1	24.541	18.791	16.382	59.714
2	22.071	17.452	17.335	56.858
3	21.539	17.560	17.447	56.546
4	20.734	16.889	16.381	54.004
5	20.258	16.237	15.280	51.775
6	19.895	16.468	17.084	53.447
7	19.878	16.525	15.613	52.016
8	19.678	15.990	15.279	50.947
9	19.731	15.771	14.911	50.413
10	20.348	15.862	14.898	51.108
11	19.531	15.991	15.020	50.542
12	19.399	15.682	14.801	49.882
13	19.072	15.545	14.650	49.267
No.109 Lay Gillian				
1	24.590	19.381	17.220	1:01.191
2	22.254	18.219	17.036	57.509
3	22.819	17.663	16.131	56.613
No.111 Buran Alessandro				
1	24.528	19.425	17.070	1:01.023
2	21.549	18.018	17.269	56.836
3	21.947	18.127	17.277	57.351
4	21.037	16.693	15.612	53.342
5	20.463	16.209	14.814	51.486
6	19.583	16.024	15.662	51.269
7	19.899	16.230	15.333	51.462
8	19.553	15.844	15.072	50.469
9	19.653	15.793	14.781	50.227
10	19.638	15.826	14.845	50.309
11	19.543	15.711	14.539	49.793
12	19.455	15.760	14.602	49.817
13	19.715	15.581	14.509	49.805

Laps	Sector 1	Sector 2	Sector 3	Lap Time
No.113 Zanchi Matteo				
1	24.976	19.140	16.614	1:00.730
2	21.389	18.247	17.413	57.049
3	22.063	17.636	16.821	56.520
4	20.943	16.642	16.265	53.850
5	20.400	16.552	14.992	51.944
6	19.724	16.151	15.856	51.731
7	19.990	16.742	15.249	51.981
8	19.605	16.204	15.678	51.487
9	19.691	15.847	14.898	50.436
10	20.110	16.180	14.892	51.182
11	19.286	16.092	15.026	50.404
12	19.473	16.134	14.707	50.314
13	20.083	15.663	14.663	50.409
No.114 Albanese Danilo				
1	24.143	17.399	16.197	57.739
2	21.507	17.830	16.534	55.871
3	22.023	17.751	16.362	56.136
4	21.655	17.549	15.686	54.890
5	20.737	23.079	15.436	59.252
6	20.529	16.306	14.970	51.805
7	19.487	15.992	15.085	50.564
8	20.134	16.425	15.014	51.573
9	19.616	15.856	16.413	51.885
10	19.753	15.738	15.005	50.496
11	19.318	15.793	15.859	50.970
12	19.576	15.943	14.771	50.290
13	19.732	15.584	14.865	50.181
No.127 Paul Maximilian				
1	23.875	22.372	16.680	1:02.927
2	21.722	18.344	16.642	56.708
3	21.883	17.295	16.454	55.632
4	21.314	16.680	15.825	53.819
5	20.516	17.630	15.135	53.281
6	19.908	15.928	14.855	50.691
7	19.551	16.542	15.558	51.651
8	19.991	16.078	15.057	51.126
9	19.746	16.123	15.151	51.020
10	20.087	16.037	15.064	51.188
11	19.459	15.630	16.369	51.458
12	20.575	16.009	14.945	51.529
13	19.574	15.641	14.739	49.954
No.129 Efosinin Georgii				
1	25.129	19.700	17.214	1:02.043

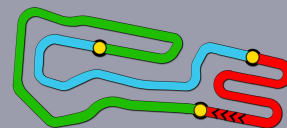


Scan this QR code for live timing



Timing service and charts editing provided by:

Federazione Italiana Cronometristi



KZ2

Qualifying Heats B-D Analysis

For information purposes. No official / regulatory value

Laps	Sector 1	Sector 2	Sector 3	Lap Time
2	21.915	17.953	17.569	57.437
3	21.866	17.850	17.095	56.811
4	21.455	17.050	15.797	54.302
5	21.171	16.814	15.699	53.684
6	20.753	16.173	14.880	51.806
7	19.865	15.780	14.921	50.566
8	20.063	15.781	15.128	50.972
9	20.010	19.762	15.699	55.471
10	20.813	16.549	16.156	53.518
11	20.482	16.162	15.214	51.858
12	19.975	16.393	15.247	51.615
13	20.804	16.507	15.075	52.386

No.131 Dale Andrea				
1	24.445	18.218	16.336	58.999
2	21.767	18.059	18.023	57.849
3	21.590	17.833	16.517	55.940
4	21.453	16.851	15.913	54.217
5	20.382	16.754	15.287	52.423
6	20.061	16.014	14.860	50.935
7	19.292	15.858	15.682	50.832
8	19.528	16.110	15.329	50.967
9	19.892	15.938	15.463	51.293
10	19.802	16.320	15.160	51.282
11	19.593	17.727	15.565	52.885
12	20.149	16.386	14.850	51.385
13	20.132	16.026	15.003	51.161

No.133 Gemmill Oliver				
1	25.607	18.839	17.764	1:02.210
2	22.262	18.609	17.994	58.865
3	22.601	17.630	17.369	57.600
4	22.095	17.267	16.600	55.962
5	21.017	17.243	15.556	53.816
6	20.418	16.777	15.216	52.411
7	19.951	16.638	16.016	52.605
8	20.517	16.496	15.737	52.750
9	20.242	16.383	16.343	52.968
10	20.158	16.302	16.723	53.183
11	20.141	16.658	16.080	52.879
12	20.460	16.261	15.985	52.706
13	20.219	16.357	15.599	52.175

No.134 Bengtsson Axel				
1	24.829	19.310	17.330	1:01.469
2	21.997	17.639	17.163	56.799
3	21.956	17.670	16.726	56.352

Laps	Sector 1	Sector 2	Sector 3	Lap Time
4	21.194	16.750	16.198	54.142
5	20.449	18.310	15.431	54.190
6	20.045	15.954	15.084	51.083
7	19.529	16.040	15.257	50.826
8	20.127	16.410	14.860	51.397
9	19.599	16.134	15.174	50.907
10	19.651	16.189	15.244	51.084
11	19.489	16.271	15.332	51.092
12	20.399	16.035	15.456	51.890
13	19.509	16.130	15.930	51.569

No.143 Berndt Tim				
1	24.331	18.983	16.669	59.983
2	21.492	17.930	17.183	56.605
3	21.853	17.867	16.663	56.383
4	21.167	16.758	15.850	53.775
5	20.432	16.602	15.010	52.044
6	19.612	16.130	16.152	51.894
7	20.273	16.409	15.272	51.954
8	19.674	16.063	15.275	51.012
9	19.614	15.940	15.978	51.532
10	20.054	16.114	14.898	51.066
11	19.374	16.287	15.139	50.800
12	19.633	15.941	14.749	50.323
13	19.988	16.113	15.778	51.879

No.151 Giardelli Alessandro				
1	23.803	17.430	15.840	57.073
2	21.646	17.386	16.758	55.790
3	22.434	17.490	16.694	56.618
4	21.742	17.052	15.859	54.653
5	20.548	16.326	15.086	51.960
6	19.879	15.828	14.888	50.595
7	19.727	15.760	15.154	50.641
8	19.708	16.085	15.400	51.193
9	19.928	15.993	16.078	51.999
10	19.941	16.479	15.273	51.693
11	19.725	16.200	14.916	50.841
12	19.221	15.618	14.771	49.610
13	19.441	15.649	14.736	49.826

No.154 Denner Emilien				
1	23.342	18.439	16.586	58.367
2	21.523	18.416	17.093	57.032
3	22.362	17.573	16.407	56.342
4	20.906	16.908	15.638	53.452
5	20.350	25.052	15.539	1:00.941

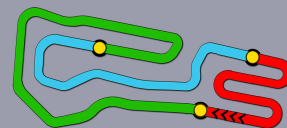
Laps	Sector 1	Sector 2	Sector 3	Lap Time
6	20.069	16.137	15.360	51.566
7	19.717	15.823	15.063	50.603
8	19.832	15.802	14.968	50.602
9	19.691	15.807	15.373	50.871
10	19.572	15.588	14.954	50.114
11	19.400	15.954	15.586	50.940
12	19.957	15.434	14.620	50.011
13	19.337	15.547	15.099	49.983

No.155 Lang Hannah				
1	25.306	19.927	18.058	1:03.291
2	22.633	17.866	17.930	58.429
3	23.345	17.850	17.479	58.674
4	21.899	17.166	16.433	55.498
5	21.105	16.680	16.127	53.912
6	20.214	16.878	16.080	53.172
7	20.725	16.514	16.110	53.349
8	21.141	16.714	16.246	54.101
9	20.939	16.724	15.967	53.630
10	20.455	16.176	15.887	52.518
11	20.175	16.155	15.827	52.157
12	20.386	16.582	15.748	52.716
13	20.452	16.360	16.171	52.983

No.157 Loubere Pierre				
1	23.583	17.677	16.181	57.441
2	21.374	17.850	17.050	56.274
3	21.607	17.826	16.525	55.958
4	21.056	16.770	16.014	53.840
5	20.514	16.244	15.325	52.083
6	19.695	16.186	15.478	51.359
7	19.347	15.729	15.161	50.237
8	19.842	16.025	15.163	51.030
9	19.828	15.980	15.002	50.810
10	19.526	15.813	15.138	50.477
11	19.390	15.669	14.771	49.830
12	19.165	15.656	14.786	49.607
13	19.301	15.688	14.734	49.723

No.158 Habulin Kristijan				
1	24.428	18.693	16.709	59.830
2	21.571	17.773	17.618	56.962
3	21.879	18.010	16.669	56.558
4	20.931	16.886	16.105	53.922
5	21.127	16.749	14.978	52.854
6	19.987	15.796	15.933	51.716
7	20.084	16.663	15.513	52.260





KZ2

Qualifying Heats B-D Analysis

For information purposes. No official / regulatory value

Laps	Sector 1	Sector 2	Sector 3	Lap Time
8	19.781	15.980	15.441	51.202
9	19.718	15.864	15.290	50.872
10	19.806	16.195	15.027	51.028
11	19.426	16.065	15.291	50.782
12	19.572	16.061	15.092	50.725
13	19.689	15.782	16.077	51.548

No.160 Viganò Matteo

1	24.075	17.829	16.008	57.912
2	21.693	17.793	16.355	55.841
3	21.905	17.689	16.282	55.876
4	20.869	16.681	16.070	53.620
5	20.441	16.241	15.344	52.026
6	19.701	15.989	14.795	50.485
7	19.388	15.821	15.149	50.358
8	19.690	16.078	15.390	51.158
9	19.994	16.003	15.617	51.614
10	19.626	15.840	14.972	50.438
11	19.365	15.633	14.809	49.807
12	19.178	15.615	14.839	49.632
13	19.265	15.503	14.977	49.745

No.163 Peklin Ivan

1	27.516	18.709	17.338	1:03.563
2	21.803	17.846	16.942	56.591
3	22.248	17.363	16.581	56.192
4	21.463	17.016	15.967	54.446
5	20.550	17.155	15.273	52.978
6	20.063	15.969	14.853	50.885
7	19.608	16.034	15.628	51.270
8	19.788	15.986	15.031	50.805
9	19.665	15.851	15.100	50.616
10	19.692	15.975	16.977	52.644
11	19.640	15.885	15.234	50.759
12	20.073	16.110	15.007	51.190
13	19.353	15.749	14.856	49.958

No.165 Dahlberg Alexander

1	24.842	18.917	16.444	1:00.203
2	21.686	17.684	17.074	56.444
3	21.916	17.262	16.463	55.641
4	20.957	16.571	15.551	53.079
5	19.833	17.205	15.426	52.464
6	20.307	17.068	15.395	52.770
7	20.202	16.266	18.027	54.495

No.169 Evrard Paul

1	24.010	18.335	16.188	58.533
---	--------	--------	--------	--------

Laps	Sector 1	Sector 2	Sector 3	Lap Time
2	21.473	17.704	17.423	56.600
3	21.538	17.819	16.289	55.646
4	21.469	17.180	15.690	54.339
5	20.286	17.073	15.322	52.681
6	20.853	16.229	15.752	52.834
7	19.948	16.103	15.683	51.734
8	19.709	16.334	15.067	51.110
9	19.735	16.027	15.459	51.221
10	19.780	16.089	15.472	51.341
11	19.421	16.819	15.087	51.327
12	19.642	16.373	15.034	51.049
13	21.955	16.242	15.275	53.472

No.171 Colombo Mirko

1	24.908	18.955	17.437	1:01.300
2	21.674	17.699	17.703	57.076
3	22.437	17.793	16.507	56.737
4	21.158	16.964	15.326	53.448
5	20.343	16.753	15.095	52.191
6	19.770	15.927	15.926	51.623
7	20.072	16.646	20.279	56.997

No.174 Lopatin Andrew

1	25.741	19.483	18.004	1:03.228
2	23.180	18.444	17.694	59.318
3	23.479	19.175	18.352	1:01.006
4	23.216	19.121	17.540	59.877
5	22.183	18.753	17.643	58.579
6	21.758	18.036	17.554	57.348
7	21.766	17.821	17.562	57.149
8	22.042	17.945	4:40.189	5:20.176

No.175 Astashenko Anton

1	26.394	19.286	17.815	1:03.495
2	22.530	18.084	17.218	57.832
3	22.621	17.733	16.932	57.286
4	22.433	17.266	16.337	56.036
5	21.390	17.047	15.790	54.227
6	20.632	16.396	15.681	52.709
7	20.222	16.380	16.226	52.828
8	20.813	16.690	16.172	53.675
9	20.938	16.634	16.767	54.339
10	20.604	16.299	16.221	53.124
11	21.028	16.717	16.636	54.381
12	20.262	16.753	16.634	53.649
13	20.453	16.273	16.637	53.363

Laps	Sector 1	Sector 2	Sector 3	Lap Time
------	----------	----------	----------	----------

No.182 Persson Tornqvist Benjamin

1	23.113	17.128	15.863	56.104
2	21.263	17.430	16.157	54.850
3	21.039	17.601	16.666	55.306
4	21.131	17.019	15.938	54.088
5	20.675	16.543	15.698	52.916
6	20.291	16.315	15.175	51.781
7	19.519	16.628	15.176	51.323
8	19.773	16.195	15.386	51.354
9	19.739	16.135	15.144	51.018
10	19.524	15.959	14.945	50.428
11	19.730	15.769	14.751	50.250
12	19.322	15.626	14.684	49.632
13	19.377	15.521	14.741	49.639

No.186 Lorandi Alessio

1	25.365	18.736	17.083	1:01.184
2	21.488	17.761	18.004	57.253
3	22.238	17.485	16.649	56.372
4	21.002	16.767	16.185	53.954
5	20.372	16.479	15.268	52.119
6	20.115	16.493	15.751	52.359
7	20.139	16.238	15.295	51.672
8	19.590	15.929	14.824	50.343
9	19.442	15.793	15.218	50.453
10	19.548	15.690	14.935	50.173

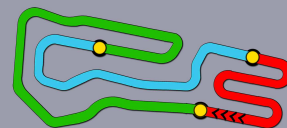
No.192 Palomba Giuseppe

1	23.138	17.194	15.798	56.130
2	21.352	17.614	17.017	55.983
3	21.530	17.642	16.984	56.156
4	21.266	17.145	17.016	55.427
5	20.539	16.307	15.148	51.994
6	19.796	16.164	15.157	51.117
7	19.888	15.814	15.329	51.031
8	19.993	16.762	15.909	52.664
9	19.683	16.089	15.164	50.936
10	19.548	16.068	15.296	50.912
11	19.758	16.186	14.928	50.872
12	19.198	15.651	14.891	49.740
13	19.321	15.744	14.840	49.905

No.193 Fusco Giuseppe

1	29.288	18.769	16.929	1:04.986
2	22.846	20.044	18.346	1:01.236
3	23.464	18.250	18.364	1:00.078
4	22.365	17.947	17.673	57.985





KZ2

Qualifying Heats B-D Analysis

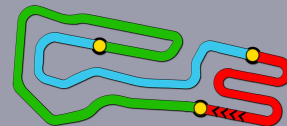
For information purposes. No official / regulatory value

Laps	Sector 1	Sector 2	Sector 3	Lap Time
5	22.758	17.666	18.528	58.952
6	20.917	16.822	15.599	53.338
7	20.283	16.287	15.524	52.094
8	20.750	16.515	16.347	53.612
9	20.407	16.469	15.255	52.131
10	20.335	16.138	15.634	52.107
11	19.894	16.029	15.611	51.534
12	19.781	15.861	15.075	50.717
13	19.527	15.768	15.196	50.491

No.199 Torsellini Mirko

1	24.828	18.151	16.357	59.336
2	21.531	18.081	16.635	56.247
3	21.708	17.504	15.923	55.135
4	20.859	16.874	15.679	53.412
5	20.451	16.068	15.521	52.040
6	19.883	15.747	15.495	51.125
7	19.517	15.861	14.916	50.294
8	19.960	16.289	15.045	51.294
9	19.642	15.858	15.640	51.140
10	19.514	16.566	15.324	51.404
11	19.662	15.942	14.591	50.195
12	19.347	15.618	14.554	49.519
13	19.220	15.601	14.481	49.302





KZ2

Qualifying Heats B-D Starting Grid

Document 37.1 OFFICIAL

174	Lopatin Andrew Tony Kart / Tm / Bridgestone		16	133	Gemmill Oliver Tony Kart / Vortex / Bridgestone	
175	Astashenko Anton Tony Kart / Tm / Bridgestone		15	129	Efrosinin Georgii Sodikart / Tm / Bridgestone	
143	Berndt Tim Maranello / Tm / Bridgestone		14	107	Nomblot Jean Sodikart / Tm / Bridgestone	
155	Lang Hannah Tony Kart / Vortex / Bridgestone		13	109	Lay Gillian Sodikart / Tm / Bridgestone	
169	Evrard Paul Tony Kart / Vortex / Bridgestone		12	158	Habulin Kristijan Tb Kart / Tm / Bridgestone	75 Points
163	Peklin Ivan Maranello / Tm / Bridgestone	135 Points	11	134	Bengtsson Axel Kosmic / Vortex / Bridgestone	111 Points
171	Colombo Mirko Energy / Tm / Bridgestone	124 Points	10	113	Zanchi Matteo Tony Kart / Tm / Bridgestone	106 Points
98	Comanducci Francesco Tony Kart / Tm / Bridgestone	101 Points	9	127	Paul Maximilian Dr / Modena / Bridgestone	92 Points
193	Fusco Giuseppe Fk / Vortex / Bridgestone	130 Points	8	108	Valente Enzo Sodikart / Tm / Bridgestone	
160	Vigano' Matteo Tony Kart / Vortex / Bridgestone	96 Points	7	165	Dahlberg Alexander Birel Art / Tm / Bridgestone	92 Points
99	Dreezen Rick Birel Art / Tm / Bridgestone	66 Points	6	111	Buran Alessandro Pcr / Tm / Bridgestone	102 Points
114	Albanese Danilo Tony Kart / Vortex / Bridgestone	104 Points	5	154	Denner Emilien Kalikart / Tm / Bridgestone	93 Points
157	Loubere Pierre Praga / Tm / Bridgestone	31 Points	4	131	Dale Andrea Crg / Tm / Bridgestone	67 Points
182	Persson Tornqvist Benjamin Crg / Tm / Bridgestone	61 Points	3	199	Torsellini Mirko Kr / Parilla / Bridgestone	44 Points
192	Palomba Giuseppe Intrepid / Tm / Bridgestone	40 Points	2	102	Abbase Anthony Sodikart / Tm / Bridgestone	17 Points
151	Giardelli Alessandro Crg / Tm / Bridgestone	67 Points	1	186	Lorandi Alessio Parolin / Tm / Bridgestone	61 Points

POLE POSITION



Start : 17/02 - 16:30 13 Laps = 15,600 Km

23° WINTER CUP (ITA) 15-18/02/2018

FICR

Page 1 / 1

Apex Timing

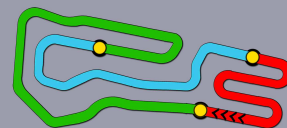


Scan this QR code for live timing



Timing service and charts editing provided by:

**Federazione Italiana
Cronometristi**



Qualifying Heats C-E

Document 55.1 OFFICIAL

KZ2 DEF. RESULTS

Rnk	No.	Entrant	Nat E.	Driver	Nat D.	Equipment	Time	Laps	Best Lap	Gap	Interv.	Sector 1	Sector 2	Sector 3	Penalty	Points
1	▲5	184	CRG HOLLAND	Pex Jorrit		Crg / Tm / Bridgestone	11:19.780	13	47.719			18.638	15.067	14.014		0
2	▼1	166	BIREL ART RACING	Longhi Riccardo		Birel Art / Tm / Bridgestone	11:24.252	13	47.520	4.472	4.472	18.554	15.022	13.944		2
3	▼1	137	PRAGA RACING TEAM	Celenta Francesco		Praga / Tm / Bridgestone	11:24.580	13	47.411	4.800	0.328	18.432	14.970	14.009		3
4	▲4	168	TONY KART RACING TEAM	Piccini Alessio		Tony Kart / Vortex / Bridgestone	11:25.119	13	47.634	5.339	0.539	18.600	15.015	14.019		4
5	▲7	144	MARANELLO KART	Gonzales Nicolas		Maranello / Tm / Bridgestone	11:26.738	13	47.525	6.958	1.619	18.516	15.012	13.997		5
6	▲8	119	CPB SPORT	Renaudin Adrien		Sodikart / Tm / Bridgestone	11:31.045	13	47.551	11.265	4.307	18.566	14.992	13.993		6
7	▲6	112	LION KART FACTORY RACING	Lammers Bas		Lion Kart / Tm / Bridgestone	11:31.203	13	47.458	11.423	0.158	18.498	14.991	13.969		7
8	▼3	110	CPB SPORT	Baciuska Rokas		Sodikart / Tm / Bridgestone	11:32.130	13	47.520	12.350	0.927	18.511	14.985	14.024		8
9	▲6	105	PETIT HUBERT	Petit Hubert		Sodikart / Tm / Bridgestone	11:33.795	13	47.802	14.015	1.665	18.645	15.045	14.112		9
10	▼3	150	CRG SPA	Luyet Jean		Crg / Tm / Bridgestone	11:34.001	13	47.463	14.221	0.206	18.529	14.947	13.987		10
11	▼7	130	SCHMITZ ALEXANDER	Schmitz Alexander		Tony Kart / Vortex / Bridgestone	11:34.175	13	47.437	14.395	0.174	18.453	14.932	14.052		11
12	▼3	161	MARANELLO KART	Campese Lorenzo		Maranello / Tm / Bridgestone	11:34.508	13	47.479	14.728	0.333	18.502	15.011	13.966		12
13	▲11	123	VEVE LUDOVIC	Lousier Paul		Sodikart / Tm / Bridgestone	11:36.822	13	47.592	17.042	2.314	18.526	15.053	14.013		13
14	▲8	106	CPB SPORT	Leuillet Gabin		Sodikart / Tm / Bridgestone	11:37.458	13	47.718	17.678	0.636	18.593	15.049	14.076		14
15	▲6	183	CRG HOLLAND	Varhaug Pal		Crg / Tm / Bridgestone	11:37.756	13	47.668	17.976	0.298	18.577	15.032	14.059		15
16	▲9	116	BRM RACING	Mascialino Federico		Brm / Tm / Bridgestone	11:40.755	13	47.950	20.975	2.999	18.702	15.083	14.165		16
17	▼14	101	CRG SPA	De Conto Paolo		Crg / Tm / Bridgestone	11:32.354	13	47.383	22.574	1.599	18.545	14.928	13.910	+10.000	17
18	▼2	132	THOMAS LANDAIS	Landais Thomas		Sodikart / Tm / Bridgestone	11:33.294	13	47.725	23.514	0.940	18.575	15.041	14.109	+10.000	18
19	▼1	179	INTREPID DRIVER PROGRAM	Nilsson Brandon		Intrepid / Tm / Bridgestone	11:44.057	13	47.971	24.277	0.763	18.714	15.096	14.161		19
20	=	153	CRG SPA	Valentini Marco		Crg / Tm / Bridgestone	11:44.570	13	47.997	24.790	0.513	18.714	15.152	14.131		20
21	▼4	194	RENDA MOTORSPORT	De Vecchi Stefano		Fk / Vortex / Bridgestone	11:44.652	13	47.445	24.872	0.082	18.558	14.926	13.961		21
22	▼3	172	WARD RACING	Dzitiev Yuri		Tony Kart / Tm / Bridgestone	11:44.838	13	47.713	25.058	0.186	18.734	14.965	14.014		22
23	▲5	190	ATTIANESE LUCA MARIA	Attianese Luca		Dfm / lame / Bridgestone	11:53.966	13	48.756	34.186	9.128	19.124	15.320	14.312		23
24	▲2	120	ZANETTI DAVID	Zanetti Matteo		Sodikart / Tm / Bridgestone	11:55.760	13	48.207	35.980	1.794	19.005	15.137	14.065		24
25	▲2	122	BERNER KART RACING CLUB	Von Lerber Isabelle		Swiss Hutless / Tm / Bridgestone	11:57.292	13	48.416	37.512	1.532	18.912	15.254	14.250		25
26	▼15	104	CPB SPORT	Leuillet Tom		Sodikart / Tm / Bridgestone	11:53.393	13	50.087	43.613	6.101	19.478	15.848	14.761	+10.000	26
27	▼17	167	BIREL ART RACING	Lanzeni William		Birel Art / Tm / Bridgestone	11:55.130	12	47.758	1 Lap	1 Lap	18.765	14.961	14.032		27
28	▲2	128	SODI RUSSIAN TEAM	Chayka Sergiy		Sodikart / Tm / Bridgestone	11:48.018	12	48.983	1 Lap	2.888	19.253	15.233	14.497	+10.000	28
29	=	198	CRG SPA	Forne Tomas Toni		Crg / Tm / Bridgestone	12:14.316	12	56.843	1 Lap	26.298	22.262	17.978	16.603	+10.000	29
30	▼7	121	ARNAUD JEAN	Arnaud Hugo		Sodikart / lame / Bridgestone	10:27.046	11	53.492	2 Laps	1 Lap	20.831	16.851	15.810		30
31	=	118	BRM RACING	Rossini Nicola		Brm / Tm / Bridgestone	1:37.119	1	1:30.680	12 Laps	10 Laps	48.221	21.849	20.610		31

No.101 De Conto Paolo : Time penalty of 10". According to steward's decision n°111

No.132 Landais Thomas : Time penalty of 10". According to steward's decision n°112

No.104 Leuillet Tom : Time penalty of 10". According to steward's decision n°114

No.128 Chayka Sergiy : Time penalty of 10". According to steward's decision n°113

No.198 Forne Tomas Toni : Time penalty of 10". According to steward's decision n°115

Leaders : No.184 Pex Jorrit (1-13)

Start Time : 17/02 - 16:13:32

Best Lap : No.101 De Conto Paolo 47.383 91,17 Kph

Weather : Slightly cloudy Air : 5°C Track : Dry

Event Record : No.181 Lorandi Leonardo 46.693 92,51 Kph

No.167 06:14 Lap 6

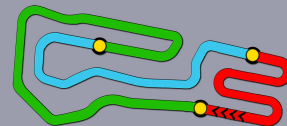


Scan this QR code for live timing



Timing service and charts editing provided by:

Federazione Italiana Cronometristi



KZ2

Qualifying Heats C-E Lap Chart

For information purposes. No official / regulatory value

	1	2	3	4	5	6	7	8	9	10	11	12	13	14	15	16	17	18	19	20	21	22	23	24	25	26	27	28	29	30	31
Grid	166	137	101	130	110	184	150	168	161	167	104	144	112	119	105	132	194	179	172	153	183	106	121	123	116	120	122	190	198	128	118
Start	137	166	130	184	101	168	110	167	150	144	119	161	179	132	104	112	194	106	121	105	153	123	120	172	190	116	183	198	122	128	118
Lap 1 Interval	184 4.0	168 0.0	166 0.6	121 0.2	167 0.4	137 0.1	144 0.5	119 0.2	132 0.3	110 0.2	104 0.9	150 0.1	105 0.7	130 0.0	112 0.1	101 0.1	106 0.1	183 0.4	161 0.2	153 1.4	123 0.2	116 0.0	122 1.6	172 0.8	190 0.2	120 0.5	198 1.1	194 1.8	179 0.3	128 1.6	118 3.6
Lap 2	184 5.0	121 0.2	168 1.6	166 1.7	144 0.3	137 0.2	167 0.7	132 0.2	104 0.3	119 0.2	110 0.5	150 0.5	105 0.0	112 0.9	106 0.1	101 0.1	161 0.8	130 0.4	183 0.1	123 0.3	153 1.2	116 0.9	198 0.9	190 0.9	172 1.0	122 0.7	179 0.5	120 0.0	194 0.1	128 10.4	
Lap 3	184 6.0	121 0.4	168 1.7	166 1.4	144 0.1	137 0.8	167 0.3	132 0.5	104 0.6	119 0.2	110 0.2	150 0.2	112 0.2	105 0.5	161 0.7	101 1.4	106 0.3	130 0.0	123 0.1	183 0.6	116 1.0	153 0.0	198 2.1	190 0.0	172 1.4	179 0.5	194 0.6	120 1.4	122 2.1	128 14.0	
Lap 4	184 7.5	121 0.5	168 0.8	166 1.6	144 0.3	137 1.7	167 0.3	132 0.2	119 0.1	110 0.0	112 0.0	150 0.3	105 0.2	161 0.2	101 0.8	106 1.2	130 0.3	123 0.2	183 0.5	116 0.5	153 1.0	104 1.5	190 0.7	179 1.2	172 0.9	194 0.8	198 1.0	120 3.2	122 0.7	128 19.3	
Lap 5	184 8.1	168 0.9	166 1.4	137 0.3	144 0.5	121 2.4	132 0.3	167 0.3	119 0.0	112 0.1	110 0.1	105 0.3	150 0.3	101 0.0	161 0.2	130 0.2	106 0.5	123 0.6	183 0.3	116 0.5	153 2.2	104 0.6	190 1.5	179 0.8	172 0.6	194 0.9	122 6.4	198 0.0	120 0.0	128 23.7	
Lap 6	184 7.8	168 0.8	166 0.6	137 0.7	144 4.1	119 0.3	110 0.2	112 0.1	121 0.0	105 0.1	167 0.5	150 0.3	101 0.1	161 0.3	130 0.1	106 0.1	123 0.4	183 0.4	116 1.0	153 2.1	104 0.1	179 2.7	190 0.4	172 0.3	194 0.4	122 8.0	120 0.3	198 5.7	128 21.2		
Lap 7	184 7.3	168 0.6	166 0.3	137 1.1	144 4.1	119 0.5	112 0.2	110 0.3	105 0.2	101 1.0	167 0.7	150 0.0	130 0.2	106 0.6	161 0.2	123 0.4	183 0.1	116 1.3	121 0.5	104 1.0	153 0.9	179 1.5	172 1.5	194 0.4	190 0.6	122 6.6	120 0.3	198 13.6	128 19.2		
Lap 8	184 6.6	168 0.2	166 0.4	137 1.4	144 4.8	119 0.1	112 0.1	132 0.4	110 0.2	105 0.6	101 0.6	150 1.9	130 0.2	161 0.2	106 0.3	123 0.4	183 0.2	116 1.1	104 3.0	153 0.2	179 1.0	172 1.1	194 0.4	121 0.4	190 1.4	122 5.8	120 0.5	198 23.2	128 13.4	167 13.4	
Lap 9	184 5.7	168 0.2	166 0.2	137 2.0	144 4.7	119 0.2	112 0.4	132 0.1	110 0.1	105 0.1	101 0.1	150 1.9	130 0.3	161 0.3	106 0.9	123 0.4	183 0.4	116 1.3	153 3.0	179 0.7	172 0.8	104 0.2	194 2.0	190 4.6	121 2.0	122 1.8	120 0.2	198 37.4	128 0.1	167 12.3	
Lap 10	184 5.5	166 0.3	137 0.2	168 1.7	144 4.4	119 0.3	112 0.4	132 0.1	110 0.1	101 0.2	105 0.4	150 1.2	130 0.6	161 0.1	106 1.6	123 0.1	183 0.6	116 1.5	153 2.9	179 0.7	172 0.4	194 0.6	104 2.0	190 4.2	120 3.3	122 0.2	121 3.0	128 36.2	198 8.7	167 0.6	
Lap 11	184 5.0	166 0.4	137 0.3	168 1.6	144 4.1	119 0.4	112 0.8	132 0.5	110 0.5	101 0.3	105 0.2	150 0.3	130 0.8	161 0.2	123 2.0	106 0.2	183 0.3	116 2.4	153 2.9	179 0.3	172 0.6	194 0.5	104 3.9	190 3.1	120 2.6	122 1.0	121 7.0	128 31.7	167 8.5	198 10.1	
Lap 12	184 4.5	166 0.3	137 0.5	168 1.7	144 4.0	119 0.3	112 0.8	132 0.4	110 0.4	101 0.4	105 0.5	150 0.1	130 0.6	161 0.2	123 2.1	106 0.5	183 0.3	116 2.7	153 2.7	179 0.2	172 0.4	194 0.2	104 6.5	190 2.0	120 1.9	122 1.7	128 39.1	167 7.1	198 19.1		
Lap 13	184 4.4	166 0.3	137 0.5	168 1.6	144 4.3	119 0.1	112 0.9	132 0.2	110 0.2	101 0.2	105 0.5	150 0.2	130 0.1	161 0.3	123 2.3	106 0.6	183 0.2	116 2.9	179 3.3	153 0.5	194 0.0	172 0.1	104 8.5	190 0.5	120 1.7	122 1.5					

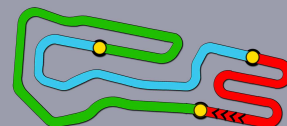


Scan this QR code for live timing



Timing service and charts editing provided by:

**Federazione Italiana
Cronometristi**



KZ2

Qualifying Heats C-E Analysis

For information purposes. No official / regulatory value

Laps	Sector 1	Sector 2	Sector 3	Lap Time
No.101 De Conto Paolo				
1	31.838	22.510	19.761	1:14.109
2	25.428	19.675	17.606	1:02.709
3	23.624	18.325	16.496	58.445
4	20.873	16.932	15.525	53.330
5	20.293	16.647	15.447	52.387
6	20.249	16.530	14.973	51.752
7	19.610	15.848	14.448	49.906
8	18.881	15.422	14.162	48.465
9	18.626	15.117	14.207	47.950
10	18.710	15.052	14.070	47.832
11	18.651	15.207	14.291	48.149
12	18.485	14.985	14.001	47.471
13	18.545	14.928	13.910	47.383

Laps	Sector 1	Sector 2	Sector 3	Lap Time
No.104 Leuillet Tom				
1	29.688	21.831	19.110	1:10.629
2	24.507	19.642	17.716	1:01.865
3	22.548	18.100	15.915	56.563
4	21.229	17.723	14.562	1:03.514
5	20.931	16.466	15.016	52.413
6	19.927	16.072	15.145	51.144
7	19.845	15.819	14.839	50.503
8	19.732	15.962	14.882	50.576
9	19.936	16.148	14.935	51.019
10	19.708	15.830	14.905	50.443
11	19.710	15.860	14.830	50.400
12	19.478	15.848	14.761	50.087
13	19.482	15.883	14.871	50.236

Laps	Sector 1	Sector 2	Sector 3	Lap Time
No.105 Petit Hubert				
1	29.012	21.966	20.206	1:11.184
2	24.640	19.542	18.247	1:02.429
3	22.599	18.046	16.785	57.430
4	21.546	16.944	15.807	54.297
5	20.873	16.631	15.662	53.166
6	20.227	16.006	14.902	51.135
7	19.543	15.687	14.592	49.822
8	19.043	15.622	14.210	48.875
9	18.877	15.256	14.306	48.439
10	19.157	15.186	14.096	48.439
11	18.634	15.216	14.442	48.292
12	18.645	15.045	14.112	47.802
13	18.590	15.099	14.248	47.937

Laps	Sector 1	Sector 2	Sector 3	Lap Time
No.106 Leuillet Gabin				
1	29.575	23.151	19.559	1:12.285

Laps	Sector 1	Sector 2	Sector 3	Lap Time
2	24.962	19.941	17.463	1:02.366
3	23.487	18.391	17.104	58.982
4	21.519	17.001	15.691	54.211
5	20.870	16.295	15.090	52.255
6	19.795	16.363	15.180	51.338
7	19.765	16.585	14.611	50.961
8	19.494	15.514	14.456	49.464
9	19.358	15.247	14.150	48.755
10	18.633	15.669	14.143	48.445
11	19.007	15.196	14.117	48.320
12	18.613	15.209	14.063	47.885
13	18.593	15.049	14.076	47.718

Laps	Sector 1	Sector 2	Sector 3	Lap Time
No.110 Baciуска Rokas				
1	30.266	21.882	19.278	1:11.426
2	25.418	19.662	17.680	1:02.760
3	22.691	18.231	16.442	57.364
4	21.183	17.185	16.462	54.830
5	21.392	16.492	15.508	53.392
6	20.329	15.852	14.934	51.115
7	19.751	15.607	14.617	49.975
8	19.185	15.411	14.248	48.844
9	18.889	15.241	14.437	48.567
10	18.732	15.125	14.103	47.960
11	18.638	15.112	14.081	47.831
12	18.511	14.985	14.024	47.520
13	18.510	15.047	14.078	47.635

Laps	Sector 1	Sector 2	Sector 3	Lap Time
No.112 Lammers Bas				
1	30.223	22.267	19.849	1:12.339
2	24.413	19.956	17.328	1:01.697
3	22.149	18.232	16.445	56.826
4	21.114	16.884	16.347	54.345
5	20.643	16.891	15.652	53.186
6	20.564	15.881	14.961	51.406
7	19.449	15.623	14.436	49.508
8	18.974	15.318	14.308	48.600
9	18.926	15.382	14.251	48.559
10	18.713	15.218	14.021	47.952
11	18.592	14.982	14.015	47.589
12	18.498	14.991	13.969	47.458
13	18.452	15.048	14.106	47.606

Laps	Sector 1	Sector 2	Sector 3	Lap Time
No.116 Mascialino Federico				
1	31.193	23.171	19.630	1:13.994
2	26.078	19.743	18.085	1:03.906
3	22.709	18.049	16.139	56.897

Laps	Sector 1	Sector 2	Sector 3	Lap Time
4	21.559	16.897	15.546	54.002
5	20.632	16.448	14.936	52.016
6	20.151	16.563	15.073	51.787
7	19.792	16.185	15.105	51.082
8	19.230	15.622	14.386	49.238
9	19.447	15.395	14.368	49.210
10	18.937	15.226	14.339	48.502
11	19.191	15.238	14.311	48.740
12	18.796	15.125	14.243	48.164
13	18.702	15.083	14.165	47.950

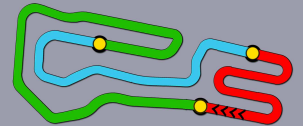
Laps	Sector 1	Sector 2	Sector 3	Lap Time
No.118 Rossini Nicola				
1	48.221	21.849	20.610	1:30.680

Laps	Sector 1	Sector 2	Sector 3	Lap Time
No.119 Renaudin Adrien				
1	28.428	22.604	19.170	1:10.202
2	25.578	19.944	17.596	1:03.118
3	22.888	18.113	16.441	57.442
4	21.900	17.154	15.886	54.940
5	20.786	16.812	15.666	53.264
6	20.353	15.905	14.859	51.117
7	19.295	16.051	14.319	49.665
8	18.849	15.358	14.468	48.675
9	19.021	15.261	14.169	48.451
10	18.585	15.175	14.040	47.800
11	18.566	14.992	13.993	47.551
12	18.565	14.980	14.040	47.585
13	18.568	15.043	14.138	47.749

Laps	Sector 1	Sector 2	Sector 3	Lap Time
No.120 Zanetti Matteo				
1	34.518	22.306	20.896	1:17.720
2	26.856	19.486	18.479	1:04.821
3	23.962	18.197	16.990	59.149
4	22.505	18.259	17.370	58.134
5	21.438	17.036	16.564	55.038
6	21.149	16.339	15.347	52.835
7	19.710	15.812	14.737	50.259
8	19.295	15.796	14.556	49.647
9	19.065	15.313	14.385	48.763
10	19.081	15.933	14.296	49.310
11	18.934	15.316	14.208	48.458
12	19.005	15.137	14.065	48.207
13	19.439	15.086	14.107	48.632

Laps	Sector 1	Sector 2	Sector 3	Lap Time
No.121 Arnaud Hugo				
1	28.748	20.405	18.547	1:07.700
2	23.314	18.200	17.499	59.013
3	22.290	17.876	16.570	56.736





KZ2

Qualifying Heats C-E Analysis

For information purposes. No official / regulatory value

Laps	Sector 1	Sector 2	Sector 3	Lap Time
4	21.494	17.428	16.464	55.386
5	21.689	17.433	16.835	55.957
6	21.066	17.243	16.373	54.682
7	21.743	17.631	16.164	55.538
8	21.376	17.100	16.566	55.042
9	20.634	17.956	15.907	54.497
10	20.553	17.137	16.787	54.477
11	20.831	16.851	15.810	53.492

No.122 Von Lerber Isabelle				
Laps	Sector 1	Sector 2	Sector 3	Lap Time
1	31.254	22.538	21.144	1:14.936
2	26.362	20.241	19.252	1:05.855
3	25.413	18.781	17.654	1:01.848
4	22.946	17.754	16.081	56.781
5	21.175	17.270	15.646	54.091
6	20.839	16.454	15.367	52.660
7	19.661	15.918	14.655	50.234
8	19.352	15.610	14.519	49.481
9	19.238	15.434	14.408	49.080
10	19.133	15.865	14.271	49.269
11	19.171	16.238	14.324	49.733
12	19.432	15.271	14.226	48.929
13	18.912	15.254	14.250	48.416

No.123 Loussier Paul				
Laps	Sector 1	Sector 2	Sector 3	Lap Time
1	32.306	23.532	18.691	1:14.529
2	24.670	20.164	16.918	1:01.752
3	22.512	18.732	16.120	57.364
4	21.872	17.321	15.403	54.596
5	20.535	16.492	15.230	52.257
6	19.986	16.096	15.093	51.175
7	19.542	16.630	14.974	51.146
8	19.190	15.643	14.462	49.295
9	19.316	15.225	14.220	48.761
10	18.631	15.355	14.156	48.142
11	18.686	15.070	14.099	47.855
12	18.526	15.053	14.013	47.592
13	18.549	15.058	14.049	47.656

No.128 Chayka Sergiy				
Laps	Sector 1	Sector 2	Sector 3	Lap Time
1	35.627	23.791	21.885	1:21.303
2	28.355	22.004	20.029	1:10.388
3	25.882	19.745	19.206	1:04.833
4	24.344	19.574	18.122	1:02.040
5	23.884	18.079	16.703	58.666
6	22.354	16.998	16.758	56.110
7	21.546	18.329	16.271	56.146

Laps	Sector 1	Sector 2	Sector 3	Lap Time
8	22.368	16.031	15.052	53.451
9	19.396	15.443	14.766	49.605
10	19.710	16.596	14.817	51.123
11	19.253	15.233	14.497	48.983
12	19.288	15.377	14.528	49.193

No.130 Schmitz Alexander				
Laps	Sector 1	Sector 2	Sector 3	Lap Time
1	31.581	23.212	19.441	1:14.234
2	26.388	19.633	18.085	1:04.106
3	22.448	18.453	16.692	57.593
4	21.695	17.040	15.766	54.501
5	20.026	16.280	15.004	51.310
6	20.102	16.504	15.176	51.782
7	19.665	15.974	14.848	50.487
8	19.433	15.675	14.411	49.519
9	18.823	15.102	14.122	48.047
10	18.658	15.075	14.104	47.837
11	18.570	15.029	14.032	47.631
12	18.575	14.922	13.965	47.462
13	18.453	14.932	14.052	47.437

No.132 Landais Thomas				
Laps	Sector 1	Sector 2	Sector 3	Lap Time
1	28.799	22.099	19.254	1:10.152
2	25.048	19.595	17.673	1:02.316
3	22.695	18.630	16.032	57.357
4	21.151	17.482	16.299	54.932
5	20.978	16.941	15.264	53.183
6	20.025	16.434	14.979	51.438
7	19.318	15.604	14.536	49.458
8	18.974	15.680	14.904	49.558
9	19.007	15.339	14.480	48.826
10	18.676	15.106	14.153	47.935
11	18.825	15.492	14.532	48.849
12	18.695	14.964	14.104	47.763
13	18.575	15.041	14.109	47.725

No.137 Celenta Francesco				
Laps	Sector 1	Sector 2	Sector 3	Lap Time
1	33.068	22.203	19.384	1:12.543
2	25.218	19.929	17.170	1:02.317
3	23.295	18.149	15.962	57.406
4	21.124	17.726	15.226	54.076
5	20.210	16.410	15.095	51.715
6	19.461	15.680	14.589	49.730
7	19.154	15.450	14.499	49.103
8	18.826	15.303	14.216	48.345
9	18.640	15.145	14.173	47.958
10	18.532	15.398	14.222	48.152

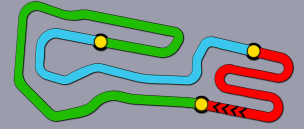
Laps	Sector 1	Sector 2	Sector 3	Lap Time
11	18.588	15.112	14.052	47.752
12	18.432	14.970	14.009	47.411
13	18.444	15.004	14.187	47.635

No.144 Gonzales Nicolas				
Laps	Sector 1	Sector 2	Sector 3	Lap Time
1	29.051	21.703	19.082	1:09.836
2	24.707	19.635	17.470	1:01.812
3	22.800	17.917	16.001	56.718
4	21.809	17.782	15.188	54.779
5	21.013	16.383	14.938	52.334
6	19.739	15.818	14.662	50.219
7	19.277	15.503	14.707	49.487
8	19.058	15.270	14.273	48.601
9	18.881	15.446	14.221	48.548
10	18.851	15.143	14.082	48.076
11	18.693	15.019	14.104	47.816
12	18.583	15.022	14.067	47.672
13	18.516	15.012	13.997	47.525

No.150 Luyet Jean				
Laps	Sector 1	Sector 2	Sector 3	Lap Time
1	30.704	22.565	19.170	1:12.439
2	24.237	19.898	17.853	1:01.988
3	22.393	18.442	16.304	57.139
4	21.673	17.333	15.931	54.937
5	21.193	16.804	15.702	53.699
6	20.192	16.528	14.993	51.713
7	20.097	16.041	14.736	50.874
8	19.632	15.598	14.347	49.577
9	18.720	15.102	14.065	47.887
10	18.559	14.986	14.006	47.551
11	18.529	14.947	13.987	47.463
12	18.559	14.974	14.067	47.600
13	18.650	14.996	14.305	47.951

No.153 Valenti Marco				
Laps	Sector 1	Sector 2	Sector 3	Lap Time
1	31.090	23.289	19.901	1:14.280
2	25.882	19.930	17.435	1:03.247
3	22.867	18.583	16.440	57.890
4	21.983	17.100	15.903	54.986
5	21.006	16.742	15.522	53.270
6	19.968	16.326	15.360	51.654
7	20.588	16.049	14.910	51.547
8	19.480	15.953	14.470	49.903
9	19.303	15.420	14.254	48.977
10	18.823	15.252	14.322	48.397
11	19.260	15.290	14.194	48.744
12	18.714	15.152	14.131	47.997





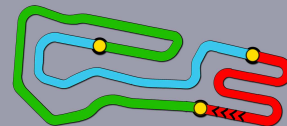
KZ2

Qualifying Heats C-E Analysis

For information purposes. No official / regulatory value

Laps	Sector 1	Sector 2	Sector 3	Lap Time	Laps	Sector 1	Sector 2	Sector 3	Lap Time	Laps	Sector 1	Sector 2	Sector 3	Lap Time
13	19.323	15.408	14.279	49.010	2	24.260	18.707	17.013	59.980	4	21.859	17.083	15.556	54.498
No.161 Complesse Lorenzo					3	22.434	17.751	16.740	56.925	5	20.625	16.150	15.186	51.961
1	31.022	22.892	20.062	1:13.976	4	22.230	16.911	16.364	55.505	6	20.227	16.140	14.965	51.332
2	25.161	19.594	17.802	1:02.557	5	20.861	16.272	14.996	52.129	7	19.672	16.159	14.969	50.800
3	22.508	17.802	15.899	56.209	6	20.182	15.902	14.627	50.711	8	19.201	15.642	14.555	49.398
4	21.151	17.140	15.568	53.859	7	19.624	15.557	14.365	49.546	9	19.350	15.286	14.364	49.000
5	20.808	16.878	15.842	53.528	8	19.025	15.356	14.236	48.617	10	18.827	15.326	14.145	48.298
6	20.117	16.583	15.182	51.882	9	18.853	15.186	14.137	48.176	11	18.588	15.171	14.073	47.832
7	19.933	16.850	14.727	51.510	10	19.045	15.598	14.237	48.880	12	18.568	15.092	14.265	47.925
8	19.155	15.480	14.313	48.948	11	18.644	15.078	14.115	47.837	13	18.577	15.032	14.059	47.668
9	18.863	15.254	14.019	48.136	12	18.601	15.020	14.015	47.636	No.184 Pex Jorrit				
10	18.573	15.053	14.045	47.671	13	18.600	15.015	14.019	47.634	1	26.673	20.166	18.318	1:05.157
11	18.610	14.994	14.086	47.690	No.172 Dzitiev Yuri					2	23.284	18.514	16.828	58.626
12	18.502	15.011	13.966	47.479	1	32.533	23.753	20.623	1:16.909	3	22.156	17.507	16.086	55.749
13	18.508	14.974	14.021	47.503	2	25.593	20.711	17.982	1:04.286	4	21.121	17.017	15.801	53.939
No.166 Longhi Riccardo					3	23.155	18.047	16.505	57.707	5	20.625	16.481	15.000	52.106
1	28.883	22.271	18.867	1:10.021	4	22.323	17.578	15.753	55.654	6	20.281	16.041	14.634	50.956
2	24.777	19.880	16.966	1:01.623	5	20.756	16.525	15.311	52.592	7	19.802	15.715	14.532	50.049
3	22.984	18.110	15.949	57.043	6	20.006	16.305	15.361	51.672	8	19.589	15.471	14.326	49.386
4	22.205	17.198	15.157	54.560	7	20.077	16.190	14.655	50.922	9	19.444	15.346	14.260	49.050
5	20.538	16.933	14.754	52.225	8	19.319	15.355	14.379	49.053	10	19.044	15.258	14.188	48.490
6	19.927	16.067	14.600	50.594	9	18.939	15.191	14.164	48.294	11	18.870	15.152	14.121	48.143
7	19.240	15.802	14.339	49.381	10	18.724	15.129	14.197	48.050	12	18.784	15.122	14.137	48.043
8	18.887	15.265	14.045	48.197	11	18.918	15.490	14.162	48.570	13	18.638	15.067	14.014	47.719
9	18.886	15.179	14.124	48.189	12	18.734	14.965	14.014	47.713	No.190 Attianese Luca				
10	18.699	15.364	13.991	48.054	13	18.679	15.634	14.250	48.563	1	34.138	21.961	20.655	1:16.754
11	18.605	15.037	14.005	47.647	No.179 Nilsson Brandon					2	25.633	20.081	17.326	1:03.040
12	18.554	15.022	13.944	47.520	1	43.390	20.114	18.516	1:22.020	3	22.909	18.200	16.166	57.275
13	18.591	15.059	14.009	47.659	2	25.224	18.396	17.864	1:01.484	4	22.113	17.481	15.421	55.015
No.167 Lanzeni William					3	22.249	18.847	15.952	57.048	5	21.105	16.787	15.320	53.212
1	28.106	22.066	19.197	1:09.369	4	21.181	17.408	15.562	54.151	6	21.140	16.506	15.161	52.807
2	25.271	20.595	17.169	1:03.035	5	21.052	16.653	15.159	52.864	7	20.596	16.811	15.000	52.407
3	22.467	17.870	15.940	56.277	6	19.923	16.609	14.976	51.508	8	19.640	15.907	14.715	50.262
4	21.665	18.506	16.936	57.107	7	19.788	15.801	14.617	50.206	9	19.619	16.660	14.734	51.013
5	20.915	16.795	15.442	53.152	8	19.367	15.644	14.400	49.411	10	19.554	15.811	14.551	49.916
6	21.407	16.433	14.884	52.724	9	18.992	15.479	14.180	48.651	11	19.251	15.635	14.427	49.313
7	19.949	16.385	14.762	51.096	10	19.011	15.289	14.133	48.433	12	19.167	15.439	14.377	48.983
8	1:26.074	15.939	14.680	1:56.693	11	18.902	15.242	14.162	48.306	13	19.124	15.320	14.312	48.756
9	18.954	15.334	14.232	48.520	12	18.714	15.096	14.161	47.971	No.194 De Vecchi Stefano				
10	18.710	15.421	14.048	48.179	13	18.819	15.344	14.046	48.209	1	37.552	22.662	20.884	1:21.098
11	19.011	14.982	14.104	48.097	No.183 Varhaug Pal					2	25.444	19.578	16.893	1:01.915
12	18.765	14.961	14.032	47.758	1	30.569	22.219	19.134	1:11.922	3	22.760	18.518	16.273	57.551
No.168 Piccini Alessio					2	25.021	19.656	18.767	1:03.444	4	21.636	17.499	16.168	55.303
1	28.093	21.672	19.254	1:09.019	3	23.128	18.771	16.463	58.362	5	20.723	16.469	15.524	52.716





KZ2

Qualifying Heats C-E Analysis

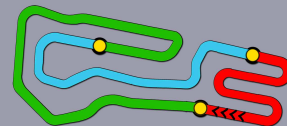
For information purposes. No official / regulatory value

Laps	Sector 1	Sector 2	Sector 3	Lap Time
6	19.662	16.024	15.402	51.088
7	19.877	16.186	14.942	51.005
8	19.092	15.482	14.460	49.034
9	18.832	15.157	14.254	48.243
10	19.008	15.114	14.124	48.246
11	18.884	15.516	14.111	48.511
12	18.558	14.926	13.961	47.445
13	18.476	15.386	14.218	48.080

No.198 Forne Tomas Toni

1	39.856	19.861	18.300	1:18.017
2	23.766	18.961	17.658	1:00.385
3	22.560	18.492	17.109	58.161
4	22.734	18.660	17.681	59.075
5	22.723	18.373	17.161	58.257
6	23.154	18.225	17.271	58.650
7	22.860	18.218	17.066	58.144
8	22.885	18.271	18.127	59.283
9	23.080	21.937	17.905	1:02.922
10	25.316	17.781	16.957	1:00.054
11	23.846	17.929	17.072	58.847
12	22.262	17.978	16.603	56.843





KZ2

Qualifying Heats C-E Starting Grid

Document 36.1 OFFICIAL

				16	118 Rossini Nicola Brm / Tm / Bridgestone	
128	Chayka Sergiy Sodikart / Tm / Bridgestone			15	198 Forne Tomas Toni Crg / Tm / Bridgestone	
190	Attianese Luca Dfm / lame / Bridgestone			14	Von Lerber Isabelle Swiss Hutless / Tm / Bridgestone	
120	Zanetti Matteo Sodikart / Tm / Bridgestone			13	Mascialino Federico Brm / Tm / Bridgestone	
123	Loussier Paul Sodikart / Tm / Bridgestone		103 Points	12	Arnaud Hugo Sodikart / lame / Bridgestone	
106	Leuillet Gabin Sodikart / Tm / Bridgestone		113 Points	11	Varhaug Pal Crg / Tm / Bridgestone	
153	Valenti Marco Crg / Tm / Bridgestone		131 Points	10	Dzitiev Yuri Tony Kart / Tm / Bridgestone	
179	Nilsson Brandon Intrepid / Tm / Bridgestone		127 Points	9	De Vecchi Stefano Fk / Vortex / Bridgestone	
132	Landais Thomas Sodikart / Tm / Bridgestone		131 Points	8	Petit Hubert Sodikart / Tm / Bridgestone	
119	Renaudin Adrien Sodikart / Tm / Bridgestone		55 Points	7	Lammers Bas Lion Kart / Tm / Bridgestone	
144	Gonzales Nicolas Maranello / Tm / Bridgestone		56 Points	6	Leuillet Tom Sodikart / Tm / Bridgestone	
167	Lanzeni William Birel Art / Tm / Bridgestone		106 Points	5	Campele Lorenzo Maranello / Tm / Bridgestone	
168	Piccini Alessio Tony Kart / Vortex / Bridgestone		34 Points	4	Luyet Jean Crg / Tm / Bridgestone	
184	Pex Jorrit Crg / Tm / Bridgestone		23 Points	3	Baciuska Rokas Sodikart / Tm / Bridgestone	
130	Schmitz Alexander Tony Kart / Vortex / Bridgestone		51 Points	2	De Conto Paolo Crg / Tm / Bridgestone	
137	Celenta Francesco Praga / Tm / Bridgestone		24 Points	1	Longhi Riccardo Birel Art / Tm / Bridgestone	

POLE POSITION



Start : 17/02 - 16:10 13 Laps = 15,600 Km

23° WINTER CUP (ITA) 15-18/02/2018

FICR

Page 1 / 1

Apex Timing

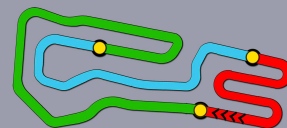


Scan this QR code for live timing



Timing service and charts editing provided by:

**Federazione Italiana
Cronometristi**



Qualifying Heats A-D

Document 54.1 OFFICIAL

KZ2 DEF. RESULTS

Rnk	No.	Entrant	Nat E.	Driver	Nat D.	Equipment	Time	Laps	Best Lap	Gap	Interv.	Sector 1	Sector 2	Sector 3	Points
1	▲ ³	192	ITA	Palomba Giuseppe	ITA	Intrepid / Tm / Bridgestone	10:19.713	13	46.972			18.410	14.751	13.811	0
2	▲ ¹	103	ITA	Iriando Alex	ITA	Sodikart / Tm / Bridgestone	10:20.538	13	47.081	0.825	0.825	18.431	14.809	13.841	2
3	▲ ²	138	ITA	Iglesias Jeremy	ITA	Formula K / Tm / Bridgestone	10:21.282	13	47.117	1.569	0.744	18.442	14.790	13.885	3
4	▼ ³	181	ITA	Lorandi Leonardo	ITA	Tony Kart / Tm / Bridgestone	10:22.882	13	47.164	3.169	1.600	18.460	14.710	13.994	4
5	▲ ¹	182	NLD	Persson Tornqvist Benjamin	SWE	Crg / Tm / Bridgestone	10:23.017	13	47.162	3.304	0.135	18.471	14.813	13.878	5
6	▼ ⁴	151	ITA	Giardelli Alessandro	ITA	Crg / Tm / Bridgestone	10:23.284	13	47.214	3.571	0.267	18.500	14.813	13.901	6
7	▲ ¹	157	ITA	Loubere Pierre	ITA	Praga / Tm / Bridgestone	10:23.479	13	47.085	3.766	0.195	18.401	14.794	13.890	7
8	▲ ⁶	160	ITA	Vigano' Matteo	ITA	Tony Kart / Vortex / Bridgestone	10:23.580	13	47.022	3.867	0.101	18.397	14.827	13.798	8
9	▲ ³	99	ITA	Dreezen Rick	BEL	Birel Art / Tm / Bridgestone	10:23.815	13	47.009	4.102	0.235	18.340	14.845	13.824	9
10	▼ ³	162	ITA	Puhakka Simo	FIN	Tony Kart / Vortex / Bridgestone	10:24.248	13	47.206	4.535	0.433	18.486	14.879	13.841	10
11	▼ ²	197	ITA	Cunati Simone	ITA	Topkart / Parilla / Bridgestone	10:24.886	13	47.278	5.173	0.638	18.518	14.849	13.911	11
12	▲ ¹	146	ITA	Skaras Emil	SWE	Energy / Tm / Bridgestone	10:25.573	13	47.200	5.860	0.687	18.420	14.852	13.928	12
13	▼ ²	140	ITA	Chubarov Ivan	RUS	Crocpromotion / Tm / Bridgestone	10:26.534	13	47.232	6.821	0.961	18.490	14.825	13.917	13
14	▲ ⁴	98	ITA	Comanducci Francesco	ITA	Tony Kart / Tm / Bridgestone	10:26.949	13	47.259	7.236	0.415	18.428	14.841	13.990	14
15	▼ ⁵	114	ITA	Albanese Danilo	ITA	Tony Kart / Vortex / Bridgestone	10:27.355	13	47.306	7.642	0.406	18.499	14.873	13.934	15
16	▲ ¹	115	ITA	Zani Christopher	ITA	Brm / Tm / Bridgestone	10:28.569	13	47.473	8.856	1.214	18.513	15.016	13.944	16
17	▲ ²	170	ITA	Cebrian Gerard	ESP	Crg / Tm / Bridgestone	10:29.367	13	47.443	9.654	0.798	18.535	14.971	13.937	17
18	▲ ²	171	ITA	Colombo Mirko	ITA	Energy / Tm / Bridgestone	10:29.658	13	47.425	9.945	0.291	18.511	14.936	13.978	18
19	▲ ²	136	NOR	Rismyhr Finn	NOR	Sodikart / Tm / Bridgestone	10:30.563	13	47.225	10.850	0.905	18.507	14.872	13.846	19
20	▼ ⁴	193	ITA	Fusco Giuseppe	ITA	Fk / Vortex / Bridgestone	10:33.518	13	47.374	13.805	2.955	18.513	14.847	14.014	20
21	▲ ⁷	143	ITA	Berndt Tim	NLD	Maranello / Tm / Bridgestone	10:34.626	13	47.902	14.913	1.108	18.731	15.037	14.134	21
22	=	163	ITA	Peklin Ivan	UKR	Maranello / Tm / Bridgestone	10:34.699	13	47.352	14.986	0.073	18.470	14.905	13.977	22
23	=	124	ITA	Morardo Fabrizio	ITA	Srk / Tm / Bridgestone	10:36.120	13	47.581	16.407	1.421	18.601	14.972	14.008	23
24	▲ ³	178	AUT	Ugran Filip	ROU	Birel Art / Tm / Bridgestone	10:37.451	13	47.731	17.738	1.331	18.600	15.070	14.061	24
25	=	149	ITA	Munaretto Luca	ITA	Crg / Tm / Bridgestone	10:39.135	13	47.587	19.422	1.684	18.563	14.993	14.031	25
26	▼ ²	169	ITA	Evrard Paul	ITA	Tony Kart / Vortex / Bridgestone	10:40.233	13	47.946	20.520	1.098	18.709	15.093	14.144	26
27	▼ ¹	155	GBR	Lang Hannah	GBR	Tony Kart / Vortex / Bridgestone	4:12.544	5	48.071	8 Laps	8 Laps	18.630	15.170	14.271	27
28	▲ ³	173	ITA	Lopez Marc-oriol	ESP	Crg / Tm / Bridgestone	3:28.757	4	49.272	9 Laps	1 Lap	19.095	15.644	14.533	28
29	▲ ³	174	BUL	Lopatin Andrew	BUL	Tony Kart / Tm / Bridgestone	2:51.987	3	50.547	10 Laps	1 Lap	19.797	15.824	14.926	29
30	=	175	BUL	Astashenko Anton	BUL	Tony Kart / Tm / Bridgestone	1:00.261	1	55.042	12 Laps	2 Laps	22.321	17.015	15.706	30
Not Classified															
		126	ITA	La Martina Vincenzo Ales	ITA	Crg / Tm / Bridgestone				DNS					33
		135	ITA	Rasmussen Oliver	DNK	Kosmic / Vortex / Bridgestone				DNS					33

Leaders : No.181 Lorandi Leonardo (1-4) / No.192 Palomba Giuseppe (5-13)

Best Lap : No.192 Palomba Giuseppe 46.972 91,96 Kph

Event Record : No.181 Lorandi Leonardo 46.693 92,51 Kph

Start Time : 17/02 - 14:36:38

Weather : Slightly cloudy Air : 5°C Track : Dry

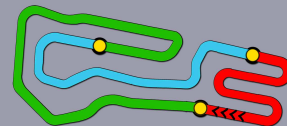


Scan this QR code for live timing



Timing service and charts editing provided by:

Federazione Italiana Cronometristi



KZ2

Qualifying Heats A-D Lap Chart

For information purposes. No official / regulatory value

	1	2	3	4	5	6	7	8	9	10	11	12	13	14	15	16	17	18	19	20	21	22	23	24	25	26	27	28	29	30	31	32
Grid	181	151	103	192	138	182	162	157	197	114	140	99	146	160	135	193	115	98	170	171	136	163	124	169	149	155	178	143	126	175	173	174
Start	181	151	192	103	182	138	157	162	197	114	99	140	146	160	115	170	98	171	136	124	163	143	169	149	193	178	155	174	173	175		
Lap 1 <small>Interval</small>	181	192	103	151	138	182	162	157	197	99	114	160	140	146	170	98	115	143	169	171	124	136	155	149	178	163	173	126	193	174		
Lap 2	181	192	103	138	151	182	162	157	197	99	160	114	140	146	170	98	115	143	171	169	124	136	155	149	163	193	173	178	174			
Lap 3	181	192	103	138	151	182	162	157	99	197	160	114	140	146	170	98	115	143	171	169	124	136	155	149	163	193	178	173	126	174		
Lap 4	181	192	103	138	151	182	162	157	99	197	160	114	146	140	98	170	115	143	171	169	136	124	155	149	163	193	178	126	173	174		
Lap 5	192	181	103	138	182	151	162	157	99	197	160	114	146	140	98	170	115	171	143	136	169	124	149	126	163	193	178					
Lap 6	192	181	103	138	182	151	162	157	99	160	197	114	146	140	98	115	170	171	143	136	169	124	149	193	163	178						
Lap 7	192	103	138	181	182	151	162	157	99	160	197	114	146	140	98	115	170	171	143	136	169	193	149	163	124	178						
Lap 8	192	103	138	181	182	151	162	157	99	160	197	114	146	140	98	115	170	171	136	143	193	163	124	178	169	149						
Lap 9	192	103	138	181	182	151	157	162	99	160	197	114	146	140	98	115	170	171	136	143	193	163	124	178	169	149						
Lap 10	192	103	138	181	182	151	157	160	99	162	197	114	146	140	98	115	170	171	136	143	193	163	124	178	169	149						
Lap 11	192	103	138	181	182	151	157	160	99	162	197	146	114	140	98	115	170	171	136	143	193	163	124	178	149	169						
Lap 12	192	103	138	181	182	151	157	160	99	162	197	146	140	98	114	115	170	171	136	193	143	163	124	178	149	169						
Lap 13	192	103	138	181	182	151	157	160	99	162	197	146	140	98	114	115	170	171	136	193	143	163	124	178	149	169						

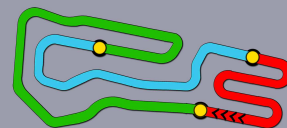


Scan this QR code for live timing



Timing service and charts editing provided by:

**Federazione Italiana
Cronometristi**



KZ2

Qualifying Heats A-D Analysis

For information purposes. No official / regulatory value

Laps	Sector 1	Sector 2	Sector 3	Lap Time
No.98 Comanducci Francesco				
1	21.636	16.180	14.808	52.624
2	18.783	15.085	14.126	47.994
3	18.616	14.953	14.268	47.837
4	18.583	15.263	14.008	47.854
5	18.514	14.856	13.974	47.344
6	18.452	14.829	14.029	47.310
7	18.514	14.864	13.976	47.354
8	18.481	14.867	13.990	47.338
9	18.521	14.976	14.066	47.563
10	18.428	14.841	13.990	47.259
11	18.610	15.009	14.017	47.636
12	18.583	15.254	13.912	47.749
13	18.521	14.886	13.989	47.396

Laps	Sector 1	Sector 2	Sector 3	Lap Time
No.99 Dreezen Rick				
1	21.299	15.912	14.577	51.788
2	18.821	15.080	14.010	47.911
3	18.580	15.363	14.097	48.040
4	18.554	14.940	13.911	47.405
5	18.498	14.890	13.939	47.327
6	18.453	14.917	13.919	47.289
7	18.440	14.892	13.874	47.206
8	18.422	14.883	13.900	47.205
9	18.810	15.042	13.887	47.739
10	18.516	14.952	13.830	47.298
11	18.746	14.943	13.854	47.543
12	18.340	14.845	13.824	47.009
13	18.428	14.922	13.939	47.289

Laps	Sector 1	Sector 2	Sector 3	Lap Time
No.103 Irlando Alex				
1	21.030	15.312	14.210	50.552
2	18.698	15.102	14.028	47.828
3	18.720	15.180	13.967	47.867
4	18.530	14.873	13.973	47.376
5	18.551	15.040	14.016	47.607
6	18.551	14.875	13.941	47.367
7	18.643	14.852	13.881	47.376
8	18.460	14.833	13.800	47.093
9	18.464	14.803	13.816	47.083
10	18.474	14.786	13.863	47.123
11	18.431	14.809	13.841	47.081
12	18.486	14.840	13.822	47.148
13	18.423	14.857	13.903	47.183

Laps	Sector 1	Sector 2	Sector 3	Lap Time
No.114 Albanese Danilo				
1	21.850	15.624	14.700	52.174

Laps	Sector 1	Sector 2	Sector 3	Lap Time
2	19.021	15.099	14.111	48.231
3	18.589	15.125	14.412	48.126
4	18.622	14.946	14.048	47.616
5	18.499	14.873	13.934	47.306
6	18.536	14.878	14.005	47.419
7	18.486	14.894	14.064	47.444
8	18.469	14.906	13.932	47.307
9	18.924	14.994	13.949	47.867
10	18.513	14.918	13.909	47.340
11	18.886	15.036	13.939	47.861
12	18.768	15.686	14.029	48.483
13	18.539	14.965	13.993	47.497

Laps	Sector 1	Sector 2	Sector 3	Lap Time
No.115 Zani Cristopher				
1	21.953	16.404	14.730	53.087
2	18.868	15.228	14.145	48.241
3	18.752	15.117	14.061	47.930
4	18.630	15.115	14.056	47.801
5	18.561	15.000	14.000	47.561
6	18.761	15.268	13.938	47.967
7	18.573	15.009	13.938	47.520
8	18.597	15.029	13.866	47.492
9	18.565	15.010	13.949	47.524
10	18.554	15.041	13.917	47.512
11	18.556	14.989	13.947	47.492
12	18.513	15.016	13.944	47.473
13	18.592	15.001	13.903	47.496

Laps	Sector 1	Sector 2	Sector 3	Lap Time
No.124 Morardo Fabrizio				
1	22.010	16.733	15.237	53.980
2	19.045	15.455	14.359	48.859
3	18.851	15.201	14.243	48.295
4	19.095	15.263	14.305	48.663
5	18.648	15.066	14.495	48.209
6	18.891	15.046	14.155	48.092
7	18.957	15.633	14.894	49.484
8	18.769	15.022	14.112	47.903
9	18.635	14.996	14.006	47.637
10	18.644	14.993	14.056	47.693
11	18.601	14.972	14.008	47.581
12	18.672	15.090	14.125	47.887
13	18.700	15.055	14.019	47.774

Laps	Sector 1	Sector 2	Sector 3	Lap Time
No.136 Rismyhr Finn				
1	22.260	16.726	15.706	54.692
2	19.095	15.353	14.158	48.606
3	18.733	15.142	14.266	48.141

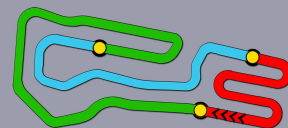
Laps	Sector 1	Sector 2	Sector 3	Lap Time
4	18.780	15.197	14.210	48.187
5	18.532	15.114	14.201	47.847
6	18.527	14.939	13.929	47.395
7	18.453	14.936	13.871	47.260
8	18.639	14.995	13.928	47.562
9	18.605	14.957	13.902	47.464
10	18.483	14.930	13.878	47.291
11	18.531	14.908	13.886	47.325
12	18.805	14.924	13.870	47.599
13	18.507	14.872	13.846	47.225

Laps	Sector 1	Sector 2	Sector 3	Lap Time
No.138 Iglesias Jeremy				
1	21.197	15.450	14.368	51.015
2	18.629	15.050	14.067	47.746
3	18.520	14.942	14.015	47.477
4	18.471	14.836	13.965	47.272
5	18.545	14.924	14.039	47.508
6	18.482	14.921	14.057	47.460
7	18.471	14.939	13.917	47.327
8	18.446	14.820	13.925	47.191
9	18.442	14.790	13.885	47.117
10	18.469	14.839	13.898	47.206
11	18.414	14.839	13.912	47.165
12	18.415	14.856	13.919	47.190
13	18.438	14.949	13.971	47.358

Laps	Sector 1	Sector 2	Sector 3	Lap Time
No.140 Chubarov Ivan				
1	21.816	15.722	14.844	52.382
2	18.837	15.142	14.045	48.024
3	18.547	15.145	14.413	48.105
4	18.585	14.973	14.680	48.238
5	18.504	14.901	13.989	47.394
6	18.455	14.858	13.981	47.294
7	18.476	14.849	13.922	47.247
8	18.490	14.825	13.917	47.232
9	18.731	15.080	14.015	47.826
10	18.484	14.819	13.964	47.267
11	18.467	15.155	13.968	47.590
12	18.675	15.085	13.944	47.704
13	18.437	14.883	13.963	47.283

Laps	Sector 1	Sector 2	Sector 3	Lap Time
No.143 Berndt Tim				
1	21.277	16.703	14.591	52.571
2	18.902	15.241	14.350	48.493
3	18.778	15.153	14.184	48.115
4	18.713	15.144	14.200	48.057
5	18.731	15.375	14.247	48.353





KZ2

Qualifying Heats A-D Analysis

For information purposes. No official / regulatory value

Laps	Sector 1	Sector 2	Sector 3	Lap Time
6	18.731	15.037	14.134	47.902
7	18.723	15.104	14.254	48.081
8	18.998	15.076	14.155	48.229
9	18.752	15.100	14.184	48.036
10	18.717	15.075	14.146	47.938
11	18.838	15.105	14.194	48.137
12	19.054	15.092	14.198	48.344
13	18.727	15.010	14.309	48.046

No.146 Skaras Emil				
1	21.785	16.046	14.676	52.507
2	18.777	15.074	14.112	47.963
3	18.566	15.055	14.525	48.146
4	18.593	14.885	14.172	47.650
5	18.581	14.917	13.930	47.428
6	18.503	14.834	13.997	47.334
7	18.426	14.848	13.941	47.215
8	18.395	14.851	13.972	47.218
9	18.891	15.034	13.947	47.872
10	18.457	14.872	13.927	47.256
11	18.522	14.921	13.966	47.409
12	18.420	14.852	13.928	47.200
13	18.448	14.822	13.958	47.228

No.149 Munaretto Luca				
1	22.401	16.709	16.183	55.293
2	19.124	15.343	14.269	48.736
3	18.726	15.109	14.139	47.974
4	18.580	15.050	14.326	47.956
5	18.598	15.116	14.273	47.987
6	18.740	15.098	14.135	47.973
7	18.701	15.455	14.102	48.258
8	18.547	15.103	17.285	50.935
9	19.101	15.111	14.088	48.300
10	18.565	15.070	14.120	47.755
11	18.896	15.046	14.080	48.022
12	18.563	14.993	14.031	47.587
13	18.596	15.165	14.214	47.975

No.151 Giardelli Alessandro				
1	53.059	15.411	14.274	51.663
2	18.779	15.326	14.156	48.261
3	18.598	14.905	13.997	47.500
4	18.514	14.856	13.993	47.363
5	18.625	15.370	14.006	48.001
6	18.487	14.792	13.971	47.250
7	18.539	14.816	14.044	47.399

Laps	Sector 1	Sector 2	Sector 3	Lap Time
8	18.584	14.784	13.962	47.330
9	18.500	14.813	13.901	47.214
10	18.524	14.864	13.920	47.308
11	18.463	14.822	13.940	47.225
12	18.504	14.882	13.976	47.362
13	18.499	15.164	14.411	48.074

No.155 Lang Hannah				
1	22.069	16.717	15.820	54.606
2	18.995	15.389	14.218	48.602
3	18.791	15.179	14.222	48.192
4	18.630	15.170	14.271	48.071
5	18.694	15.102	14.665	48.461

No.157 Loubere Pierre				
1	21.445	15.565	14.559	51.569
2	18.697	15.123	14.140	47.960
3	18.715	15.085	14.036	47.836
4	18.555	14.943	13.929	47.427
5	18.476	14.879	13.987	47.342
6	18.538	14.916	13.911	47.365
7	18.427	14.895	13.936	47.258
8	18.586	14.946	13.906	47.438
9	18.777	14.885	13.929	47.591
10	18.470	14.891	13.943	47.304
11	18.401	14.794	13.890	47.085
12	18.388	14.857	13.893	47.138
13	18.436	14.912	14.409	47.757

No.160 Vigano' Matteo				
1	21.595	15.639	14.485	51.719
2	18.698	14.988	14.066	47.752
3	18.443	15.422	14.275	48.140
4	18.517	15.080	14.043	47.640
5	18.410	14.886	13.935	47.231
6	18.472	14.856	13.849	47.177
7	18.391	14.870	13.885	47.146
8	18.375	14.847	13.896	47.118
9	18.560	15.108	13.953	47.621
10	18.374	15.031	13.912	47.317
11	18.397	14.827	13.798	47.022
12	18.395	14.815	13.814	47.024
13	18.394	14.845	14.117	47.356

No.162 Puhakka Simo				
1	21.269	15.533	14.555	51.357
2	18.695	15.053	14.223	47.971
3	18.684	15.044	13.912	47.640

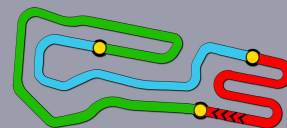
Laps	Sector 1	Sector 2	Sector 3	Lap Time
4	18.541	14.928	13.897	47.366
5	18.469	14.988	14.131	47.588
6	18.499	14.846	13.887	47.232
7	18.459	14.918	13.985	47.362
8	18.689	14.930	13.909	47.528
9	19.110	15.035	13.861	48.006
10	19.004	14.979	13.926	47.909
11	18.499	14.923	13.963	47.385
12	18.486	14.879	13.841	47.206
13	18.448	14.933	13.890	47.271

No.163 Peklin Ivan				
1	22.304	16.617	16.885	55.806
2	19.359	15.360	14.545	49.264
3	18.658	15.050	14.082	47.790
4	18.521	15.024	14.000	47.545
5	18.747	14.937	14.247	47.931
6	19.180	14.970	14.048	48.198
7	18.629	15.450	14.328	48.407
8	18.674	14.861	14.371	47.906
9	18.514	14.939	13.935	47.388
10	18.470	14.905	13.977	47.352
11	18.565	15.027	13.977	47.569
12	18.493	14.991	13.994	47.478
13	18.595	15.186	14.056	47.837

No.169 Evrard Paul				
1	21.585	16.392	14.990	52.967
2	19.247	15.722	14.361	49.330
3	18.828	15.250	14.236	48.314
4	18.774	15.233	14.214	48.221
5	18.736	15.428	14.577	48.741
6	18.709	15.093	14.144	47.946
7	18.764	15.080	14.140	47.984
8	18.710	15.560	16.840	51.110
9	19.062	15.179	14.167	48.408
10	18.759	15.108	14.104	47.971
11	19.470	15.214	14.225	48.909
12	18.767	15.079	14.126	47.972
13	18.713	15.106	14.161	47.980

No.170 Cebrian Gerard				
1	21.625	15.911	14.761	52.297
2	18.780	15.180	14.196	48.156
3	18.609	14.969	14.385	47.963
4	18.588	15.556	14.162	48.306
5	18.548	15.052	14.017	47.617





KZ2

Qualifying Heats A-D Analysis

For information purposes. No official / regulatory value

Laps	Sector 1	Sector 2	Sector 3	Lap Time
6	18.939	15.543	14.187	48.669
7	18.628	14.983	14.003	47.614
8	18.558	14.962	13.981	47.501
9	18.579	14.975	13.997	47.551
10	18.535	14.971	13.937	47.443
11	18.494	15.089	13.989	47.572
12	18.550	14.972	13.985	47.507
13	18.571	14.977	14.003	47.551

No.171 Colombo Mirko

1	21.813	17.061	14.876	53.750
2	19.073	15.493	14.177	48.743
3	18.630	15.019	14.070	47.719
4	18.558	15.018	14.128	47.704
5	18.758	15.072	14.009	47.839
6	18.572	14.918	13.990	47.480
7	18.726	14.969	13.983	47.678
8	18.511	14.936	13.978	47.425
9	18.543	14.976	13.967	47.486
10	18.546	14.979	13.998	47.523
11	18.614	14.990	13.983	47.587
12	18.535	14.973	13.994	47.502
13	18.550	14.901	13.991	47.442

No.173 Lopez Marc-oriol

1	21.824	16.842	16.211	54.877
2	19.517	15.436	14.789	49.742
3	19.095	15.644	14.533	49.272
4	18.864	15.143	15.669	49.676

No.174 Lopatin Andrew

1	22.312	17.068	16.541	55.921
2	19.797	15.824	14.926	50.547
3	19.639	21.786	19.009	1:00.434

No.175 Astashenko Anton

1	22.321	17.015	15.706	55.042
---	---------------	---------------	---------------	---------------

No.178 Ugran Filip

1	22.199	16.928	16.224	55.351
2	19.212	15.470	15.312	49.994
3	18.948	15.816	14.180	48.944
4	18.756	15.173	14.205	48.134
5	18.648	15.102	14.237	47.987
6	18.784	15.039	14.164	47.987
7	18.641	15.041	14.053	47.735
8	18.674	15.046	14.076	47.796
9	18.674	15.033	14.110	47.817
10	18.600	15.070	14.061	47.731

Laps	Sector 1	Sector 2	Sector 3	Lap Time
11	18.620	15.057	14.074	47.751
12	18.711	15.074	14.082	47.867
13	18.704	15.060	14.061	47.825

No.181 Lorandi Leonardo

1	47.927	15.280	14.306	51.414
2	18.800	15.045	14.139	47.984
3	18.668	15.040	14.043	47.751
4	18.559	14.869	13.984	47.412
5	18.926	14.935	14.002	47.863
6	18.609	14.861	13.935	47.405
7	19.087	14.994	14.029	48.110
8	18.564	14.742	13.911	47.217
9	18.577	14.755	13.882	47.214
10	18.460	14.710	13.994	47.164
11	18.493	14.764	13.932	47.189
12	18.695	14.827	13.963	47.485
13	18.591	15.381	14.281	48.253

No.182 Persson Tornqvist Benjamin

1	21.387	15.543	14.423	51.353
2	18.693	15.091	14.245	48.029
3	18.513	14.902	14.001	47.416
4	18.537	14.883	13.966	47.386
5	18.522	15.020	13.963	47.505
6	18.471	14.813	13.878	47.162
7	18.564	14.929	13.994	47.487
8	18.598	14.795	13.880	47.273
9	18.524	14.811	13.884	47.219
10	18.495	14.755	13.931	47.181
11	18.463	14.805	13.927	47.195
12	18.511	14.951	13.964	47.426
13	18.502	15.399	14.297	48.198

No.192 Palomba Giuseppe

1	20.864	15.291	14.201	50.356
2	18.757	15.055	14.043	47.855
3	18.835	15.027	13.963	47.825
4	18.556	14.832	13.924	47.312
5	18.585	14.924	13.871	47.380
6	18.434	14.869	13.877	47.180
7	18.444	14.834	13.866	47.144
8	18.478	14.876	13.877	47.231
9	18.548	14.834	13.823	47.205
10	18.410	14.751	13.811	46.972
11	18.457	14.803	13.831	47.091
12	18.443	14.862	13.853	47.158

Laps	Sector 1	Sector 2	Sector 3	Lap Time
13	18.444	14.838	13.905	47.187

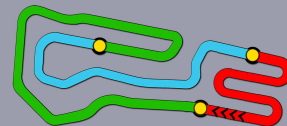
No.193 Fusco Giuseppe

1	22.349	18.076	15.452	55.877
2	19.549	15.210	14.543	49.302
3	18.651	15.014	14.168	47.833
4	18.510	14.918	14.061	47.489
5	18.557	14.869	14.296	47.722
6	18.773	14.905	14.124	47.802
7	18.579	15.093	14.058	47.730
8	18.476	15.080	14.061	47.617
9	18.582	14.930	14.122	47.634
10	18.513	14.847	14.014	47.374
11	18.495	14.847	14.156	47.498
12	18.589	14.904	14.171	47.664
13	18.621	14.856	14.008	47.485

No.197 Cunati Simone

1	21.334	15.844	14.557	51.735
2	18.684	15.105	14.076	47.865
3	18.705	15.631	14.185	48.521
4	18.593	15.019	13.970	47.582
5	18.518	14.849	13.911	47.278
6	18.820	14.914	13.960	47.694
7	18.556	14.924	13.897	47.377
8	18.498	14.925	13.910	47.333
9	18.635	14.957	13.899	47.491
10	18.496	14.940	13.909	47.345
11	18.516	14.895	13.887	47.298
12	18.500	14.877	13.948	47.325
13	18.565	14.884	13.963	47.412





174	Lopatin Andrew Tony Kart / Tm / Bridgestone		16	173	Lopez Marc-oriol Crg / Tm / Bridgestone	
175	Astashenko Anton Tony Kart / Tm / Bridgestone		15	126	La Martina Vincenzo Alessio Crg / Tm / Bridgestone	
143	Berndt Tim Maranello / Tm / Bridgestone		14	178	Ugran Filip Birel Art / Tm / Bridgestone	
155	Lang Hannah Tony Kart / Vortex / Bridgestone		13	149	Munaretto Luca Crg / Tm / Bridgestone	
169	Evrard Paul Tony Kart / Vortex / Bridgestone		12	124	Morardo Fabrizio Srk / Tm / Bridgestone	111 Points
163	Peklin Ivan Maranello / Tm / Bridgestone	135 Points	11	136	Rismyhr Finn Sodikart / Tm / Bridgestone	118 Points
171	Colombo Mirko Energy / Tm / Bridgestone	124 Points	10	170	Cebrian Gerard Crg / Tm / Bridgestone	121 Points
98	Comanducci Francesco Tony Kart / Tm / Bridgestone	101 Points	9	115	Zani Cristopher Brm / Tm / Bridgestone	122 Points
193	Fusco Giuseppe Fk / Vortex / Bridgestone	130 Points	8	135	Rasmussen Oliver Kosmic / Vortex / Bridgestone	
160	Vigano' Matteo Tony Kart / Vortex / Bridgestone	96 Points	7	146	Skaras Emil Energy / Tm / Bridgestone	64 Points
99	Dreezen Rick Birel Art / Tm / Bridgestone	66 Points	6	140	Chubarov Ivan Crocpromotion / Tm / Bridgestone	53 Points
114	Albanese Danilo Tony Kart / Vortex / Bridgestone	104 Points	5	197	Cunati Simone Topkart / Parilla / Bridgestone	61 Points
157	Loubere Pierre Praga / Tm / Bridgestone	31 Points	4	162	Puhakka Simo Tony Kart / Vortex / Bridgestone	58 Points
182	Persson Tornqvist Benjamin Crg / Tm / Bridgestone	61 Points	3	138	Iglesias Jeremy Formula K / Tm / Bridgestone	53 Points
192	Palomba Giuseppe Intrepid / Tm / Bridgestone	40 Points	2	103	Irlando Alex Sodikart / Tm / Bridgestone	36 Points
151	Giardelli Alessandro Crg / Tm / Bridgestone	67 Points	1	181	Lorandi Leonardo Tony Kart / Tm / Bridgestone	9 Points

POLE POSITION



Start : 17/02 - 14:35 13 Laps = 15,600 Km

23° WINTER CUP (ITA) 15-18/02/2018

FICR

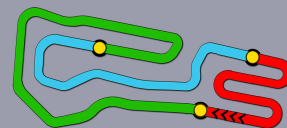


Scan this QR code for live timing



Timing service and charts editing provided by:

**Federazione Italiana
Cronometristi**



Qualifying Heats C-F

Document 53.1 OFFICIAL

KZ2 DEF. RESULTS

Rnk	No.	Entrant	Nat E.	Driver	Nat D.	Equipment	Time	Laps	Best Lap	Gap	Interv.	Sector 1	Sector 2	Sector 3	Penalty	Points
1	▲3	141	ITA	Hanley Benjamin	GBR	Drago Corse / Tm / Bridgestone	10:23.141	13	47.161			18.460	14.876	13.825		0
2	▲1	101	ITA	De Conto Paolo	ITA	Crg / Tm / Bridgestone	10:23.762	13	47.172	0.621	0.621	18.424	14.884	13.864		2
3	▼1	187	ITA	Federer Fabian	ITA	Crg / Tm / Bridgestone	10:24.099	13	47.195	0.958	0.337	18.449	14.818	13.928		3
4	▲1	110	ITA	Baciuska Rokas	LVA	Sodikart / Tm / Bridgestone	10:24.720	13	47.209	1.579	0.621	18.426	14.833	13.950		4
5	▲1	139	ITA	Gavrilov Klim	RUS	Crocpromotion / Tm / Bridgestone	10:25.806	13	47.290	2.665	1.086	18.488	14.846	13.956		5
6	▲1	150	ITA	Luyet Jean	CHE	Crg / Tm / Bridgestone	10:28.177	13	47.218	5.036	2.371	18.502	14.890	13.826		6
7	▲6	105	ITA	Petit Hubert	ITA	Sodikart / Tm / Bridgestone	10:31.274	13	47.519	8.133	3.097	18.562	14.959	13.998		7
8	▲10	145	ITA	Fife Joshua	AUS	Energy / Tm / Bridgestone	10:31.374	13	47.362	8.233	0.100	18.441	14.906	14.015		8
9	▼8	166	ITA	Longhi Riccardo	ITA	Birel Art / Tm / Bridgestone	10:22.016	13	47.118	8.875	0.642	18.399	14.878	13.841	+10.000	9
10	▲12	147	ITA	Sjokvist Isac	SWE	Energy / Tm / Bridgestone	10:32.785	13	47.464	9.644	0.769	18.477	14.968	14.019		10
11	▲1	97	ITA	Rosina Michael	ITA	Crg / Tm / Bridgestone	10:32.963	13	47.487	9.822	0.178	18.553	14.938	13.996		11
12	▲2	152	ITA	Berto Filippo	ITA	Crg / Tm / Bridgestone	10:33.979	13	47.448	10.838	1.016	18.473	15.043	13.932		12
13	▼5	177	ITA	Fuoco Antonio	ITA	Tony Kart / Vortex / Bridgestone	10:25.120	13	47.214	11.979	1.141	18.453	14.831	13.930	+10.000	13
14	▼5	161	ITA	Camplese Lorenzo	ITA	Maranello / Tm / Bridgestone	10:27.951	13	47.401	14.810	2.831	18.555	14.924	13.922	+10.000	14
15	▲2	194	ITA	De Vecchi Stefano	ITA	Fk / Vortex / Bridgestone	10:38.198	13	47.579	15.057	0.247	18.539	14.983	14.057		15
16	▲30	142	ITA	Mihic Martin	ITA	Tb Kart / Tm / Bridgestone	10:38.801	13	47.821	15.660	0.603	18.751	14.921	14.149		16
17	▲2	172	ITA	Dzitievi Yuri	RUS	Tony Kart / Tm / Bridgestone	10:39.919	13	47.605	16.778	1.118	18.589	14.967	14.049		17
18	▲2	195	ITA	Hall Philip	SWE	Formula K / Vortex / Bridgestone	10:41.931	13	47.604	18.790	2.012	18.651	14.871	14.082		18
19	▲12	118	ITA	Rossini Nicola	ITA	Brm / Tm / Bridgestone	10:42.477	13	47.893	19.336	0.546	18.774	15.025	14.094		19
20	▲5	116	ITA	Mascialino Federico	ITA	Brm / Tm / Bridgestone	10:42.673	13	47.634	19.532	0.196	18.626	14.956	14.052		20
21	▼5	189	ITA	Vasile Daniel	ITA	Dr / Modena Engines / Bridgestone	10:33.651	13	47.445	20.510	0.978	18.512	14.906	14.027	+10.000	21
22	▲2	125	ITA	Reinhard Andre	CHE	Crg / Tm / Bridgestone	10:34.207	13	47.657	21.066	0.556	18.597	15.052	14.008	+10.000	22
23	▼12	104	ITA	Leuillet Tom	CHE	Sodikart / Tm / Bridgestone	10:37.044	13	47.443	23.903	2.837	18.530	14.927	13.986	+10.000	23
24	▲5	198	ITA	Forne Tomas Toni	ITA	Crg / Tm / Bridgestone	10:39.182	13	47.882	26.041	2.138	18.625	15.100	14.157	+10.000	24
25	▲2	122	ITA	Von Lerber Isabelle	CHE	Swiss Hutless / Tm / Bridgestone	10:43.298	13	47.694	30.157	4.116	18.629	14.988	14.077	+10.000	25
26	▼3	121	ITA	Arnaud Hugo	ITA	Sodikart / lame / Bridgestone	8:11.988	10	47.503	3 Laps	3 Laps	18.535	14.956	14.012		26
27	▼17	185	ITA	Pex Stan	NLD	Crg / Tm / Bridgestone	7:30.079	9	47.393	4 Laps	1 Lap	18.556	14.898	13.939	+10.000	27
28	=	148	ITA	Kochev Konstantin	RUS	Energy / Tm / Bridgestone	5:03.197	6	48.144	7 Laps	3 Laps	18.895	15.090	14.159		28
29	▼16	112	ITA	Lammers Bas	NLD	Lion Kart / Tm / Bridgestone	4:05.757	5	47.238	8 Laps	1 Lap	18.424	14.867	13.947		29
30	▼9	183	ITA	Varhaug Pal	NOR	Crg / Tm / Bridgestone	1:54.974	2	54.408	11 Laps	3 Laps	20.784	17.133	16.491		30
31	▼1	191	ITA	Sager Moritz	AUT	Kosmic / Vortex / Bridgestone		0		13 Laps	2 Laps					31

No.166 Longhi Riccardo : Penalty for Race Director decision +10"

No.177 Fuoco Antonio : Penalty for Race Director decision +10"

No.161 Camplese Lorenzo : Time penalty of 10". According to steward's decision n°95

No.189 Vasile Daniel : Penalty for Race Director decision +10"

No.125 Reinhard Andre : Time penalty of 10". According to steward's decision n°96

No.104 Leuillet Tom : Time penalty of 10". According to steward's decision n°94

No.198 Forne Tomas Toni : Penalty for Race Director decision +10"

No.122 Von Lerber Isabelle : Time penalty of 10". According to steward's decision n°97

No.185 Pex Stan : Time penalty of 10". According to steward's decision n°98

Leaders : No.141 Hanley Benjamin (1-4) / No.166 Longhi Riccardo (5-13)

Best Lap : No.166 Longhi Riccardo 47.118 91,68 Kph

Event Record : No.181 Lorandi Leonardo 46.693 92,51 Kph

Start Time : 17/02 - 14:15:41

Weather : Slightly cloudy Air : 5°C Track : Dry

23° WINTER CUP (ITA) 15-18/02/2018

FICR

Apex Timing

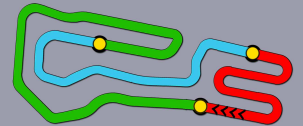


Scan this QR code for live timing



Timing service and charts editing provided by:

Federazione Italiana Cronometristi



KZ2

Qualifying Heats C-F Lap Chart

For information purposes. No official / regulatory value

	1	2	3	4	5	6	7	8	9	10	11	12	13	14	15	16	17	18	19	20	21	22	23	24	25	26	27	28	29	30	31
Grid	166	187	101	141	110	139	150	177	161	185	104	97	112	152	105	189	194	145	172	195	183	147	121	125	116	142	122	148	198	101	118
Start	187	166	141	101	110	177	150	139	161	185	104	189	112	145	105	194	97	172	152	183	147	125	142	121	116	148	198	122	195	118	
Lap 1 Interval	141	166 0.2	101 0.5	187 0.2	110 0.3	177 0.3	139 0.2	161 0.2	104 0.3	112 0.1	185 0.3	150 0.3	189 0.2	105 0.3	147 0.2	152 0.0	145 0.0	97 0.2	125 0.3	142 0.3	121 0.5	198 0.0	148 0.3	122 0.1	172 0.1	195 0.3	118 0.1	194 0.3	116 0.2	183 0.4	
Lap 2	141	166 0.2	101 0.5	187 0.2	110 0.2	177 0.5	139 0.2	161 0.2	104 0.5	112 0.0	185 0.3	150 0.2	189 0.5	105 0.5	147 0.2	145 0.3	152 0.6	97 0.2	125 0.2	142 0.4	121 0.0	198 0.2	148 0.7	122 0.1	195 0.2	194 0.6	172 0.0	116 0.1	118 0.2	183 5.0	
Lap 3	141	166 0.1	101 0.4	187 0.4	110 0.1	177 0.7	139 0.1	161 0.2	112 0.6	104 0.3	185 0.4	150 0.2	189 0.3	105 0.3	147 0.3	145 0.2	152 1.0	97 0.5	125 0.4	142 0.3	121 1.4	198 0.2	148 0.2	194 0.1	172 0.8	116 0.0	195 0.5	122 0.1	118 0.1		
Lap 4	141	166 0.1	101 0.2	187 0.3	110 0.3	177 0.6	139 0.1	161 0.1	112 0.2	104 0.5	185 0.4	150 0.2	189 0.6	105 0.3	145 0.6	147 0.3	152 0.7	97 0.2	125 0.6	142 0.6	121 1.4	198 0.2	148 0.5	194 0.3	198 1.0	116 0.4	195 0.4	122 0.1	172 0.6	118 0.1	
Lap 5	166	141 0.2	101 0.2	187 0.1	110 0.2	177 0.2	139 0.2	104 0.1	161 0.3	104 0.4	185 0.3	150 0.2	189 0.8	105 0.3	145 0.5	147 0.6	152 0.5	97 0.2	125 0.8	142 0.9	121 1.3	198 0.5	148 0.1	194 0.6	198 0.7	116 0.6	195 0.6	122 0.2	172 0.6	118 0.4	
Lap 6	166	141 0.3	101 0.2	187 0.2	110 0.2	177 0.2	139 0.2	104 1.2	185 0.0	161 0.3	150 0.0	189 0.8	105 0.2	145 0.4	147 0.8	152 0.4	97 0.2	125 0.9	142 1.1	121 1.2	194 0.8	198 0.6	148 0.3	116 0.1	195 0.7	122 0.4	172 0.2	118 0.6			
Lap 7	166	141 0.9	187 0.2	101 0.3	110 0.5	177 0.1	139 0.2	104 1.0	185 0.2	161 0.1	150 0.2	189 0.2	105 0.1	145 1.0	147 0.1	152 0.4	97 0.2	125 1.2	142 1.2	121 1.0	194 0.7	198 0.9	172 3.1	118 0.4	195 0.6	122 0.2	116 0.2				
Lap 8	166	141 0.9	187 0.3	101 0.2	110 0.6	177 0.2	139 0.1	104 1.0	185 0.2	161 0.2	150 0.1	189 0.3	145 0.5	147 0.2	152 0.7	97 0.3	125 1.5	142 1.4	121 0.6	194 0.8	198 1.2	172 2.8	118 0.8	195 0.6	116 0.2	122 0.3					
Lap 9	166	141 1.0	101 0.5	187 0.2	110 0.4	177 0.3	139 0.0	161 1.9	150 0.8	189 1.0	105 0.3	147 0.3	145 0.2	152 0.1	97 0.2	125 2.2	142 0.6	121 0.5	104 0.1	194 0.7	198 1.2	172 2.5	185 0.8	118 0.1	195 0.7	116 0.2	122 0.3				
Lap 10	166	141 1.0	101 0.4	187 0.2	110 0.6	177 0.4	139 0.2	161 1.9	150 0.6	189 1.5	105 0.2	145 0.3	147 0.2	152 0.1	97 0.4	125 1.9	142 0.8	121 0.2	104 0.2	194 0.7	198 1.9	172 1.2	118 1.2	195 0.5	116 0.1	122 0.6					
Lap 11	166	141 1.0	101 0.4	187 0.2	110 0.6	177 0.5	139 0.3	161 1.8	150 0.4	189 2.5	105 0.5	145 0.7	147 0.0	152 0.2	97 0.1	125 1.3	142 2.7	104 0.0	194 0.2	198 1.1	172 1.6	118 1.4	195 0.2	116 0.2	122 0.6						
Lap 12	166	141 1.0	101 0.4	187 0.3	110 0.5	177 0.5	139 0.4	161 1.9	150 0.2	189 2.8	105 0.3	145 0.3	147 1.4	97 0.1	125 0.6	142 0.2	104 0.3	194 2.9	142 0.9	198 0.4	172 0.2	195 1.2	118 1.8	116 0.3	122 0.0						
Lap 13	166	141 1.1	101 0.6	187 0.3	110 0.6	177 0.4	139 0.6	161 2.1	150 0.2	189 3.0	105 0.1	145 1.4	147 0.1	97 0.8	125 0.3	142 2.8	104 1.1	194 0.6	142 0.3	198 0.7	172 2.0	195 0.5	118 0.1	116 0.1	122 0.6						

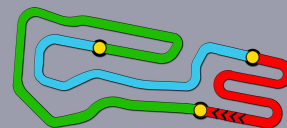


Scan this QR code for live timing



Timing service and charts editing provided by:

**Federazione Italiana
Cronometristi**



KZ2

Qualifying Heats C-F Analysis

For information purposes. No official / regulatory value

Laps	Sector 1	Sector 2	Sector 3	Lap Time
No.97 Rosina Michael				
1	21.926	16.605	15.013	53.544
2	19.068	15.806	14.561	49.435
3	19.312	15.178	14.120	48.610
4	18.517	15.013	14.117	47.647
5	18.573	14.940	14.036	47.549
6	18.667	14.917	13.977	47.561
7	18.553	14.938	13.996	47.487
8	18.512	14.955	14.032	47.499
9	18.645	15.077	14.468	48.190
10	18.665	14.971	14.274	47.910
11	18.534	15.708	14.220	48.462
12	18.862	14.919	14.069	47.850
13	18.597	14.921	14.145	47.663

Laps	Sector 1	Sector 2	Sector 3	Lap Time
No.101 De Conto Paolo				
1	21.010	16.052	14.375	51.437
2	18.768	15.147	14.086	48.001
3	18.593	15.026	13.989	47.608
4	18.548	15.024	13.993	47.565
5	18.623	15.330	14.320	48.273
6	18.504	14.959	13.921	47.384
7	18.668	15.619	13.929	48.216
8	18.426	14.899	13.921	47.246
9	18.485	14.863	13.884	47.232
10	18.424	14.884	13.864	47.172
11	18.418	14.888	13.886	47.192
12	18.420	14.936	13.878	47.234
13	18.499	14.885	13.936	47.320

Laps	Sector 1	Sector 2	Sector 3	Lap Time
No.104 Leuillet Tom				
1	21.201	16.224	14.805	52.230
2	18.780	15.369	14.201	48.350
3	18.611	15.133	14.446	48.190
4	18.554	15.015	13.955	47.524
5	18.560	14.976	13.950	47.486
6	18.448	14.870	14.436	47.754
7	18.770	15.227	14.016	48.013
8	18.530	14.927	13.986	47.443
9	23.914	16.258	14.631	54.803
10	18.599	14.942	14.083	47.624
11	18.517	15.281	15.587	49.385
12	18.826	14.979	14.034	47.839
13	18.643	14.915	14.049	47.607

Laps	Sector 1	Sector 2	Sector 3	Lap Time
No.105 Petit Hubert				
1	21.538	16.529	15.045	53.112

Laps	Sector 1	Sector 2	Sector 3	Lap Time
2	18.994	15.512	14.305	48.811
3	18.740	15.031	14.060	47.831
4	18.688	15.076	14.016	47.780
5	18.548	15.104	13.975	47.627
6	18.562	14.959	13.998	47.519
7	18.525	14.929	14.125	47.579
8	18.575	15.374	14.048	47.997
9	18.635	15.917	14.128	48.680
10	18.596	15.095	13.960	47.651
11	18.602	15.333	14.014	47.949
12	18.634	14.939	14.004	47.577
13	18.564	15.105	14.238	47.907

Laps	Sector 1	Sector 2	Sector 3	Lap Time
No.110 Baciуска Rokas				
1	21.124	15.870	14.623	51.617
2	18.716	15.114	14.127	47.957
3	18.589	14.996	14.101	47.686
4	18.666	14.952	14.049	47.667
5	18.549	15.023	14.347	47.919
6	18.587	14.889	14.035	47.511
7	18.533	15.593	14.151	48.277
8	18.511	14.880	13.994	47.385
9	18.458	14.866	13.908	47.232
10	18.489	14.876	14.004	47.369
11	18.449	14.839	13.949	47.237
12	18.426	14.833	13.950	47.209
13	18.451	14.893	14.042	47.386

Laps	Sector 1	Sector 2	Sector 3	Lap Time
No.112 Lammers Bas				
1	20.797	16.498	14.825	52.120
2	18.808	15.325	14.177	48.310
3	18.628	15.074	14.102	47.804
4	18.473	14.874	13.912	47.259
5	18.424	14.867	13.947	47.238

Laps	Sector 1	Sector 2	Sector 3	Lap Time
No.116 Mascialino Federico				
1	22.351	17.269	16.068	55.688
2	19.159	15.907	14.472	49.538
3	19.077	15.747	14.479	49.303
4	19.764	15.078	14.071	48.913
5	18.685	14.966	14.071	47.722
6	18.665	15.031	14.054	47.750
7	22.981	15.079	14.123	52.183
8	18.672	14.938	14.097	47.707
9	18.661	15.218	14.141	48.020
10	18.643	14.919	14.086	47.648
11	18.626	14.956	14.052	47.634

Laps	Sector 1	Sector 2	Sector 3	Lap Time
12	18.717	14.927	14.756	48.400
13	18.730	14.897	14.138	47.765

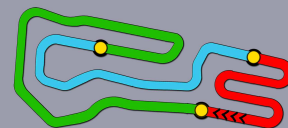
Laps	Sector 1	Sector 2	Sector 3	Lap Time
No.118 Rossini Nicola				
1	22.138	17.086	15.564	54.788
2	19.323	16.303	14.746	50.372
3	19.047	15.738	15.112	49.897
4	19.160	15.857	14.431	49.448
5	18.871	15.127	14.219	48.217
6	18.738	15.057	14.187	47.982
7	19.539	15.044	14.294	48.877
8	18.757	15.081	14.139	47.977
9	18.681	15.078	14.139	47.898
10	18.774	15.025	14.094	47.893
11	18.727	15.087	14.117	47.931
12	18.743	15.031	14.714	48.488
13	18.730	15.102	14.128	47.960

Laps	Sector 1	Sector 2	Sector 3	Lap Time
No.121 Arnaud Hugo				
1	21.719	16.590	15.662	53.971
2	19.116	15.457	14.456	49.029
3	19.168	15.951	14.909	50.028
4	18.818	15.141	14.227	48.186
5	18.701	15.098	14.105	47.904
6	18.686	15.081	14.109	47.876
7	18.586	15.018	14.051	47.655
8	18.535	14.956	14.012	47.503
9	18.545	15.029	14.371	47.945
10	18.520	14.959	14.049	47.528

Laps	Sector 1	Sector 2	Sector 3	Lap Time
No.122 Von Lerber Isabelle				
1	22.180	16.707	15.370	54.257
2	19.468	15.623	14.526	49.617
3	19.099	17.568	14.475	51.142
4	19.222	15.335	14.271	48.828
5	18.792	15.094	14.112	47.998
6	18.826	15.108	14.161	48.095
7	21.107	15.284	14.257	50.648
8	18.766	15.024	14.548	48.338
9	18.690	15.062	14.244	47.996
10	18.817	15.071	14.054	47.942
11	18.629	14.988	14.077	47.694
12	18.657	15.066	14.103	47.826
13	18.816	15.175	14.308	48.299

Laps	Sector 1	Sector 2	Sector 3	Lap Time
No.125 Reinhard Andre				
1	21.604	16.507	15.200	53.311
2	18.995	15.654	14.730	49.379





KZ2

Qualifying Heats C-F Analysis

For information purposes. No official / regulatory value

Laps	Sector 1	Sector 2	Sector 3	Lap Time
3	19.129	15.453	14.169	48.751
4	18.664	15.141	14.083	47.888
5	18.586	15.084	14.052	47.722
6	18.603	15.058	14.024	47.685
7	18.660	15.152	13.949	47.761
8	18.643	14.996	14.162	47.801
9	18.810	16.020	14.023	48.853
10	18.587	15.024	14.055	47.666
11	18.623	15.183	14.051	47.857
12	18.597	15.052	14.008	47.657
13	18.574	15.115	14.044	47.733

No.139 Gavrilov Klim				
Laps	Sector 1	Sector 2	Sector 3	Lap Time
1	21.155	16.047	14.858	52.060
2	18.762	15.181	14.187	48.130
3	18.655	14.999	14.151	47.805
4	18.600	15.009	14.014	47.623
5	18.547	14.933	14.070	47.550
6	18.546	14.917	14.056	47.519
7	18.591	15.213	14.387	48.191
8	18.492	14.895	14.010	47.397
9	18.488	14.846	13.956	47.290
10	18.642	14.920	13.973	47.535
11	18.524	14.902	14.027	47.453
12	18.459	14.862	14.007	47.328
13	18.534	14.954	14.004	47.492

No.141 Hanley Benjamin				
Laps	Sector 1	Sector 2	Sector 3	Lap Time
1	20.938	15.583	14.255	50.776
2	18.739	15.185	14.104	48.028
3	18.682	15.149	14.035	47.866
4	18.569	15.089	14.063	47.721
5	18.794	15.439	14.157	48.390
6	18.531	15.019	13.911	47.461
7	18.858	15.073	13.908	47.839
8	18.489	14.888	13.904	47.281
9	18.432	14.939	13.874	47.245
10	18.444	14.850	13.936	47.230
11	18.472	14.899	13.867	47.238
12	18.454	14.877	13.872	47.203
13	18.460	14.876	13.825	47.161

No.142 Mihic Martin				
Laps	Sector 1	Sector 2	Sector 3	Lap Time
1	21.690	16.416	15.405	53.511
2	19.125	15.499	14.880	49.504
3	18.986	15.252	14.379	48.617
4	18.833	15.121	14.277	48.231

Laps	Sector 1	Sector 2	Sector 3	Lap Time
5	18.728	15.093	14.205	48.026
6	18.727	15.041	14.127	47.895
7	18.708	14.965	14.179	47.852
8	18.756	15.006	14.160	47.922
9	18.737	15.241	14.130	48.108
10	18.751	14.921	14.149	47.821
11	19.079	15.494	15.195	49.768
12	19.000	15.916	14.347	49.263
13	18.746	15.065	14.186	47.997

No.145 Fife Joshua				
Laps	Sector 1	Sector 2	Sector 3	Lap Time
1	22.465	16.262	14.886	53.613
2	19.141	15.558	14.178	48.877
3	18.711	15.050	14.129	47.890
4	18.787	15.031	14.062	47.880
5	18.528	14.916	14.031	47.475
6	18.574	14.916	13.920	47.410
7	18.441	14.906	14.015	47.362
8	18.548	15.007	14.018	47.573
9	18.564	16.336	14.560	49.460
10	18.527	14.934	13.948	47.409
11	18.435	15.674	14.032	48.141
12	18.542	14.911	13.971	47.424
13	18.486	14.968	14.205	47.659

No.147 Sjokvist Isac				
Laps	Sector 1	Sector 2	Sector 3	Lap Time
1	21.252	16.283	15.008	52.543
2	18.827	15.549	14.362	48.738
3	18.681	15.169	14.139	47.989
4	19.192	15.106	14.108	48.406
5	18.615	15.058	14.085	47.758
6	18.579	15.056	14.038	47.673
7	18.570	14.955	14.018	47.543
8	18.477	14.968	14.019	47.464
9	18.492	15.484	14.317	48.293
10	18.565	15.271	14.075	47.911
11	18.774	15.888	14.239	48.901
12	18.746	15.048	14.011	47.805
13	18.587	14.987	14.081	47.655

No.148 Kochev Konstantin				
Laps	Sector 1	Sector 2	Sector 3	Lap Time
1	22.243	16.778	15.346	54.367
2	19.324	15.737	14.520	49.581
3	19.147	15.349	14.782	49.278
4	18.937	15.126	14.179	48.242
5	18.895	15.090	14.159	48.144
6	19.841	15.123	14.219	49.183

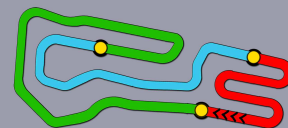
No.150 Luyet Jean				
Laps	Sector 1	Sector 2	Sector 3	Lap Time
1	21.860	16.558	15.012	53.430
2	18.893	15.249	14.077	48.219
3	18.692	15.103	14.417	48.212
4	18.555	14.983	13.990	47.528
5	18.505	14.975	13.990	47.470
6	18.472	14.915	14.192	47.579
7	18.713	15.277	14.268	48.258
8	18.490	14.938	13.921	47.349
9	19.192	15.258	13.952	48.402
10	18.467	14.894	13.866	47.227
11	18.502	14.890	13.826	47.218
12	18.480	14.880	13.876	47.236
13	18.464	15.286	13.915	47.665

No.152 Berto Filippo				
Laps	Sector 1	Sector 2	Sector 3	Lap Time
1	21.071	16.610	15.153	52.834
2	19.106	16.037	14.419	49.562
3	19.031	15.227	14.086	48.344
4	18.686	15.144	14.066	47.896
5	18.558	15.036	13.987	47.581
6	18.623	14.955	13.994	47.572
7	18.504	14.960	14.005	47.469
8	18.473	15.043	13.932	47.448
9	18.482	15.275	14.499	48.256
10	18.660	15.002	14.029	47.691
11	18.674	15.471	14.388	48.533
12	19.514	15.280	14.256	49.050
13	18.678	15.021	14.141	47.840

No.161 Camplese Lorenzo				
Laps	Sector 1	Sector 2	Sector 3	Lap Time
1	21.044	16.246	14.791	52.081
2	18.845	15.246	14.074	48.165
3	18.645	15.072	14.071	47.788
4	18.571	15.029	13.991	47.591
5	18.786	15.104	13.945	47.835
6	18.650	14.974	15.023	48.647
7	18.768	15.172	14.146	48.086
8	18.552	14.974	13.919	47.445
9	18.734	15.017	13.948	47.699
10	18.600	14.932	13.944	47.476
11	18.555	14.924	13.922	47.401
12	18.527	14.941	13.941	47.409
13	18.559	15.186	13.960	47.705

No.166 Longhi Riccardo				
Laps	Sector 1	Sector 2	Sector 3	Lap Time
1	21.322	15.810	14.250	51.382





KZ2

Qualifying Heats C-F Analysis

For information purposes. No official / regulatory value

Laps	Sector 1	Sector 2	Sector 3	Lap Time
2	18.797	15.185	13.987	47.969
3	18.594	15.159	14.018	47.771
4	18.599	15.084	14.005	47.688
5	18.611	15.407	14.002	48.020
6	18.484	15.006	13.841	47.331
7	18.449	14.924	13.875	47.248
8	18.495	14.965	13.839	47.299
9	18.472	14.910	13.806	47.188
10	18.447	14.914	13.803	47.164
11	18.472	14.881	13.892	47.245
12	18.445	14.928	13.826	47.199
13	18.399	14.878	13.841	47.118

No.172 Dzitiev Yuri				
Laps	Sector 1	Sector 2	Sector 3	Lap Time
1	22.754	16.646	15.834	55.234
2	19.567	16.111	14.723	50.401
3	19.179	15.706	14.497	49.382
4	20.086	15.721	14.496	50.303
5	18.775	15.076	14.069	47.920
6	18.693	14.999	14.083	47.775
7	19.903	15.024	14.081	49.008
8	18.643	14.943	14.075	47.661
9	18.637	14.938	14.105	47.680
10	18.651	14.939	14.105	47.695
11	18.646	14.973	14.097	47.716
12	18.645	14.977	14.096	47.718
13	18.589	14.967	14.049	47.605

No.177 Fuoco Antonio				
Laps	Sector 1	Sector 2	Sector 3	Lap Time
1	21.158	16.090	14.672	51.920
2	18.862	15.112	14.216	48.190
3	18.698	15.024	14.113	47.835
4	18.625	14.943	14.063	47.631
5	18.535	14.883	14.099	47.517
6	18.556	14.924	14.036	47.516
7	18.492	15.432	14.234	48.158
8	18.539	14.891	14.029	47.459
9	18.447	14.887	14.038	47.372
10	18.520	14.871	14.012	47.403
11	18.517	14.857	13.962	47.336
12	18.454	14.885	13.922	47.261
13	18.453	14.831	13.930	47.214

No.183 Varhaug Pal				
Laps	Sector 1	Sector 2	Sector 3	Lap Time
1	23.431	16.950	16.204	56.585
2	20.784	17.133	16.491	54.408

No.185 Pex Stan				
Laps	Sector 1	Sector 2	Sector 3	Lap Time
1	21.477	16.432	14.909	52.818
2	18.779	15.263	14.311	48.353
3	18.665	15.046	14.449	48.160
4	18.559	14.992	13.987	47.538
5	18.511	14.916	13.996	47.423
6	18.517	14.872	14.060	47.449
7	18.624	15.459	14.143	48.226
8	18.556	14.898	13.939	47.393
9	21.499	20.459	18.106	1:00.064

No.187 Federer Fabian				
Laps	Sector 1	Sector 2	Sector 3	Lap Time
1	43.297	16.224	14.475	52.266
2	18.735	15.125	14.168	48.028
3	18.662	15.039	14.086	47.787
4	18.587	14.941	13.999	47.527
5	18.552	15.079	14.401	48.032
6	18.582	14.911	13.989	47.482
7	18.527	15.087	13.995	47.609
8	18.504	14.889	13.990	47.383
9	18.789	14.940	13.970	47.699
10	18.449	14.818	13.928	47.195
11	18.412	14.881	13.929	47.222
12	18.447	14.869	13.959	47.275
13	18.479	14.867	13.974	47.320

No.189 Vasile Daniel				
Laps	Sector 1	Sector 2	Sector 3	Lap Time
1	21.343	16.735	14.998	53.076
2	18.890	15.177	14.504	48.571
3	18.705	15.096	14.216	48.017
4	18.630	14.998	14.133	47.761
5	18.567	15.060	14.083	47.710
6	18.638	14.939	14.016	47.593
7	18.530	14.969	14.132	47.631
8	18.512	14.906	14.027	47.445
9	18.950	16.113	14.050	49.113
10	18.715	14.937	14.066	47.718
11	18.875	15.938	14.610	49.423
12	19.452	15.260	14.176	48.888
13	18.668	14.954	14.113	47.735

No.194 De Vecchi Stefano				
Laps	Sector 1	Sector 2	Sector 3	Lap Time
1	23.889	16.860	15.676	56.425
2	19.254	15.790	14.540	49.584
3	18.881	15.554	14.159	48.594
4	18.974	15.145	14.316	48.435
5	18.675	15.013	14.046	47.734

Laps	Sector 1	Sector 2	Sector 3	Lap Time
6	18.939	15.046	14.034	48.019
7	18.539	14.983	14.057	47.579
8	18.587	15.048	13.973	47.608
9	18.589	15.282	14.099	47.970
10	18.616	14.999	13.996	47.611
11	18.598	15.132	15.120	48.850
12	18.765	15.697	14.089	48.551
13	18.654	15.055	14.102	47.811

No.195 Hall Philip				
Laps	Sector 1	Sector 2	Sector 3	Lap Time
1	22.226	16.830	15.671	54.727
2	19.284	15.690	14.354	49.328
3	18.924	17.280	14.533	50.737
4	19.280	15.316	14.258	48.854
5	18.681	15.045	14.110	47.836
6	18.741	15.045	14.155	47.941
7	21.301	15.245	14.303	50.849
8	18.829	15.031	14.151	48.011
9	18.761	15.148	14.090	47.999
10	18.732	14.924	14.057	47.713
11	18.651	14.871	14.082	47.604
12	18.683	15.048	14.152	47.883
13	18.716	14.995	14.047	47.758

No.198 Forne Tomas Toni				
Laps	Sector 1	Sector 2	Sector 3	Lap Time
1	21.769	16.622	15.530	53.921
2	19.336	15.497	14.345	49.178
3	18.966	15.826	15.464	50.256
4	18.960	15.237	14.739	48.936
5	18.727	15.127	14.170	48.024
6	18.794	15.075	14.150	48.019
7	18.625	15.100	14.157	47.882
8	18.749	15.077	14.117	47.943
9	18.742	15.111	14.135	47.988
10	18.766	15.295	14.193	48.254
11	18.715	15.136	14.218	48.069
12	18.640	15.182	14.270	48.092
13	18.717	15.236	14.165	48.118

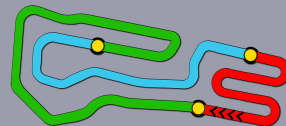


Scan this QR code for live timing



Timing service and charts editing provided by:

Federazione Italiana Cronometristi



KZ2

Qualifying Heats C-F Starting Grid

Document 34.1 OFFICIAL

191	Sager Moritz Kosmic / Vortex / Bridgestone		16	Rossini Nicola Brm / Tm / Bridgestone	
148	Kochev Konstantin Energy / Tm / Bridgestone		15	Forne Tomas Toni Crg / Tm / Bridgestone	
142	Mihic Martin Tb Kart / Tm / Bridgestone		14	Von Lerber Isabelle Swiss Hutless / Tm / Bridgestone	
125	Reinhard Andre Crg / Tm / Bridgestone		13	Mascialino Federico Brm / Tm / Bridgestone	
147	Sjokvist Isac Energy / Tm / Bridgestone		12	Arnaud Hugo Sodikart / lame / Bridgestone	
195	Hall Philip Formula K / Vortex / Bridgestone		11	Varhaug Pal Crg / Tm / Bridgestone	
145	Fife Joshua Energy / Tm / Bridgestone		10	Dzitievi Yuri Tony Kart / Tm / Bridgestone	
189	Vasile Daniel Dr / Modena Engines / Bridgestone		9	De Vecchi Stefano Fk / Vortex / Bridgestone	
152	Berto Filippo Crg / Tm / Bridgestone		8	Petit Hubert Sodikart / Tm / Bridgestone	
97	Rosina Michael Crg / Tm / Bridgestone		7	Lammers Bas Lion Kart / Tm / Bridgestone	
185	Pex Stan Crg / Tm / Bridgestone		6	Leuillet Tom Sodikart / Tm / Bridgestone	
177	Fuoco Antonio Tony Kart / Vortex / Bridgestone		5	Campele Lorenzo Maranello / Tm / Bridgestone	
139	Gavrilov Klim Crocpromotion / Tm / Bridgestone		4	Luyet Jean Crg / Tm / Bridgestone	
141	Hanley Benjamin Drago Corse / Tm / Bridgestone		3	Baciuska Rokas Sodikart / Tm / Bridgestone	
187	Federer Fabian Crg / Tm / Bridgestone		2	De Conto Paolo Crg / Tm / Bridgestone	
			1	Longhi Riccardo Birel Art / Tm / Bridgestone	

POLE POSITION



Start : 17/02 - 14:15 13 Laps = 15,600 Km

23° WINTER CUP (ITA) 15-18/02/2018

FICR

Page 1 / 1

Apex Timing

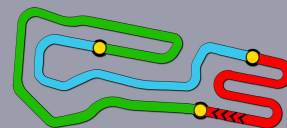


Scan this QR code for live timing



Timing service and charts editing provided by:

**Federazione Italiana
Cronometristi**



Qualifying Heats A-C

Document 52.1 OFFICIAL

KZ2 DEF. RESULTS

Rnk	No.	Entrant	Nat E.	Driver	Nat D.	Equipment	Time	Laps	Best Lap	Gap	Interv.	Sector 1	Sector 2	Sector 3	Penalty	Points
1	181	BABY RACE DRIVER ACADEMY	ITA	Lorandi Leonardo	ITA	Tony Kart / Tm / Bridgestone	10:23.219	13	47.139			18.460	14.777	13.902		0
2	101	CRG SPA	ITA	De Conto Paolo	ITA	Crg / Tm / Bridgestone	10:23.261	13	47.135	0.042	0.042	18.415	14.840	13.880		2
3	138	FORMULA K	ITA	Iglesias Jeremy	ITA	Formula K / Tm / Bridgestone	10:23.612	13	47.099	0.393	0.351	18.410	14.819	13.870		3
4	166	BIREL ART RACING	ITA	Longhi Riccardo	ITA	Birel Art / Tm / Bridgestone	10:23.754	13	46.947	0.535	0.142	18.364	14.864	13.719		4
5	140	CROCPROMOTION SRL	ITA	Chubarov Ivan	ITA	Crocpromotion / Tm / Bridgestone	10:25.274	13	47.156	2.055	1.520	18.400	14.820	13.936		5
6	110	CPB SPORT	ITA	Baciuska Rokas	ITA	Sodikart / Tm / Bridgestone	10:25.519	13	47.200	2.300	0.245	18.381	14.821	13.998		6
7	162	TONY KART RACING TEAM	ITA	Puhakka Simo	FIN	Tony Kart / Vortex / Bridgestone	10:25.684	13	47.076	2.465	0.165	18.399	14.840	13.837		7
8	104	CPB SPORT	ITA	Leuillet Tom	ITA	Sodikart / Tm / Bridgestone	10:26.589	13	47.285	3.370	0.905	18.493	14.861	13.931		8
9	103	SODIKART	ITA	Irlando Alex	ITA	Sodikart / Tm / Bridgestone	10:26.834	13	47.110	3.615	0.245	18.492	14.799	13.819		9
10	146	ENERGY CORSE SRL	ITA	Skaras Emil	ITA	Energy / Tm / Bridgestone	10:27.869	13	47.117	4.650	1.035	18.407	14.758	13.952		10
11	197	SCS SRL	ITA	Cunati Simone	ITA	Topkart / Parilla / Bridgestone	10:28.929	13	47.254	5.710	1.060	18.449	14.896	13.909		11
12	150	CRG SPA	ITA	Luyet Jean	CHE	Crg / Tm / Bridgestone	10:29.332	13	47.279	6.113	0.403	18.509	14.917	13.853		12
13	194	RENDA MOTORSPORT	ITA	De Vecchi Stefano	ITA	Fk / Vortex / Bridgestone	10:30.811	13	47.373	7.592	1.479	18.513	14.924	13.936		13
14	121	ARNAUD JEAN	ITA	Arnaud Hugo	ITA	Sodikart / lame / Bridgestone	10:33.094	13	47.685	9.875	2.283	18.602	14.976	14.107		14
15	105	PETIT HUBERT	ITA	Petit Hubert	ITA	Sodikart / Tm / Bridgestone	10:34.525	13	47.455	11.306	1.431	18.507	14.979	13.969		15
16	136	GACO RACING	NOR	Rismyhr Finn	NOR	Sodikart / Tm / Bridgestone	10:34.700	13	47.519	11.481	0.175	18.617	14.994	13.908		16
17	116	BRM RACING	ITA	Mascialino Federico	ITA	Brm / Tm / Bridgestone	10:36.535	13	47.875	13.316	1.835	18.704	15.119	14.052		17
18	172	WARD RACING	ITA	Dzitiev Yuri	RUS	Tony Kart / Tm / Bridgestone	10:36.759	13	47.492	13.540	0.224	18.551	14.908	14.033		18
19	124	MORARDO FABRIZIO	ITA	Morardo Fabrizio	ITA	Srk / Tm / Bridgestone	10:37.030	13	47.705	13.811	0.271	18.636	15.029	14.040		19
20	122	BERNER KART RACING CLUB	CHE	Von Lerber Isabelle	CHE	Swiss Hutless / Tm / Bridgestone	10:38.571	13	47.787	15.352	1.541	18.555	15.092	14.140		20
21	115	BRM RACING	ITA	Zani Cristopher	ITA	Brm / Tm / Bridgestone	10:38.761	13	47.785	15.542	0.190	18.653	15.072	14.060		21
22	149	KOKOSIOULIS ANNA MARIA	ITA	Munaretto Luca	ITA	Crg / Tm / Bridgestone	10:39.836	13	47.681	16.617	1.075	18.611	15.015	14.055		22
23	178	R&R RACING TEAM	ITA	Ugran Filip	ITA	Birel Art / Tm / Bridgestone	10:39.990	13	47.719	16.771	0.154	18.572	15.039	14.108		23
24	198	CRG SPA	ITA	Forne Tomas Toni	ESP	Crg / Tm / Bridgestone	10:40.087	13	47.915	16.868	0.097	18.644	15.110	14.161		24
25	118	BRM RACING	ITA	Rossini Nicola	ITA	Brm / Tm / Bridgestone	10:42.409	13	48.028	19.190	2.322	18.729	15.154	14.145		25
26	183	CRG HOLLAND	NLD	Varhaug Pal	NOR	Crg / Tm / Bridgestone	10:33.661	13	47.433	20.442	1.252	18.561	14.848	14.024	+10.000	26
27	170	CRG SPA	ITA	Cebrian Gerard	ESP	Crg / Tm / Bridgestone	10:43.811	13	47.335	20.592	0.150	18.553	14.873	13.909		27
28	173	CRG SPA	ITA	Lopez Marc-oriol	ESP	Crg / Tm / Bridgestone	10:42.211	13	48.041	28.992	8.400	18.731	15.094	14.216	+10.000	28
29	112	LION KART FACTORY RACING	NLD	Lammers Bas	NLD	Lion Kart / Tm / Bridgestone	2:32.509	3	48.118	10 Laps	10 Laps	18.755	15.223	14.140		29

No.183 Varhaug Pal : Time penalty of 10". According to steward's decision n°78

No.173 Lopez Marc-oriol : Penalty for Race Director decision +10"

Not Classified

126	LA MARTINA VINCENZO	ITA	La Martina Vincenzo Ale	ITA	Crg / Tm / Bridgestone					DNS						33
135	KOSMIC RACING DEPARTEME	ITA	Rasmussen Oliver	DEN	Kosmic / Vortex / Bridgestone					DNS						33
161	MARANELLO KART	ITA	Camplese Lorenzo	ITA	Maranello / Tm / Bridgestone	10:27.354			47.177	DSQ		18.424	14.884	13.869		34

No.161 Camplese Lorenzo : EXCLUDED. According to steward's decision n°79

Leaders : No.181 Lorandi Leonardo (1-13)

Start Time : 17/02 - 12:44:25

Best Lap : No.166 Longhi Riccardo 46.947 92,01 Kph

Weather : Slightly cloudy Air : 5°C Track : Dry

Event Record : No.181 Lorandi Leonardo 46.693 92,51 Kph

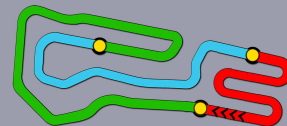


Scan this QR code for live timing



Timing service and charts editing provided by:

Federazione Italiana Cronometristi



KZ2

Qualifying Heats A-C Lap Chart

For information purposes. No official / regulatory value

	1	2	3	4	5	6	7	8	9	10	11	12	13	14	15	16	17	18	19	20	21	22	23	24	25	26	27	28	29	30	31	32
Grid	181	166	103	101	138	110	162	150	197	161	140	104	146	112	105	105	115	194	170	172	136	183	124	121	149	116	178	122	126	198	173	118
Start	181	166	101	103	138	110	150	162	197	161	140	104	112	105	146	194	172	115	170	136	124	183	121	116	198	122	118	173	178	149		
Lap 1 Interval	181	101 0.3	138 0.3	166 0.2	110 0.2	103 0.6	197 0.3	162 0.2	150 0.5	197 0.3	140 0.3	104 0.2	112 0.1	146 0.3	170 0.2	194 0.3	105 0.3	121 0.3	198 0.1	183 0.2	136 0.1	172 0.4	116 0.1	115 0.0	124 0.2	122 0.1	118 0.4	173 0.1	149 0.3	178 0.1		
Lap 2	181	101 0.3	138 0.3	166 0.1	110 0.3	103 0.6	197 0.3	162 0.4	150 0.6	197 0.1	140 0.3	104 0.3	112 0.1	146 0.2	170 0.4	194 0.5	105 0.2	121 0.5	198 0.4	183 0.5	136 0.2	183 0.2	172 0.2	116 0.4	115 0.3	124 0.2	122 0.2	118 0.2	173 0.2	149 0.2	178 0.2	
Lap 3	181	101 0.2	166 0.3	138 0.2	110 0.2	103 0.3	197 0.3	162 0.3	140 1.2	161 0.3	150 0.5	104 0.2	112 0.2	146 0.2	170 0.2	194 0.2	105 0.2	121 0.8	198 0.5	183 0.4	136 0.4	183 0.2	172 0.2	116 0.6	115 0.3	124 0.3	122 0.3	118 0.5	173 0.1	149 0.2	178 0.2	
Lap 4	181	166 0.1	101 0.2	138 0.2	110 0.2	103 0.2	197 0.2	162 0.2	140 1.3	161 0.2	150 0.6	104 0.3	146 0.5	170 0.4	194 0.5	105 0.2	121 0.8	198 0.7	183 0.4	136 0.2	172 0.2	116 0.6	115 0.3	124 0.3	122 0.6	118 0.6	173 0.1	178 0.4	149 0.3			
Lap 5	181	101 0.6	166 0.2	138 0.2	110 0.2	103 0.2	197 0.3	162 0.2	140 0.4	161 0.3	150 0.6	104 0.2	146 0.4	170 0.7	194 0.4	105 0.2	121 1.2	198 1.0	183 0.1	172 0.8	136 0.0	116 0.2	115 0.3	124 0.2	122 0.5	118 1.0	173 0.3	178 0.1	149 0.3			
Lap 6	181	101 0.4	166 0.2	138 0.2	110 0.2	103 0.2	197 0.2	162 0.3	140 0.5	161 0.2	150 1.0	104 0.2	146 0.1	170 0.8	194 0.3	105 0.3	121 1.4	183 1.2	198 0.3	172 0.2	136 0.4	116 0.5	115 0.2	124 0.2	122 0.4	118 1.2	173 0.1	178 0.1	149 0.3			
Lap 7	181	101 0.3	166 0.2	138 0.2	110 0.2	103 0.7	197 0.0	162 0.2	140 0.1	161 0.2	150 1.1	104 0.7	146 0.2	170 0.2	194 0.3	105 0.5	121 1.6	183 0.9	198 1.2	172 0.1	136 0.5	116 0.2	115 0.2	124 0.1	122 0.3	118 1.4	173 0.2	178 0.3	149 0.2			
Lap 8	181	101 0.1	138 0.7	166 0.0	110 0.3	103 0.1	197 0.5	162 0.2	140 0.2	161 0.2	150 0.4	104 0.5	146 0.6	170 0.2	194 0.1	105 0.5	121 1.9	183 0.7	198 1.6	172 0.7	136 0.3	116 0.3	115 0.2	124 0.5	122 0.2	118 1.0	173 0.3	178 0.1	149 0.3			
Lap 9	181	101 0.3	138 0.6	166 0.6	110 0.4	103 0.0	197 0.1	162 0.2	140 1.1	161 0.5	150 0.0	104 0.3	146 0.4	170 0.7	194 0.4	105 0.2	121 2.0	183 0.4	198 1.7	172 1.1	136 0.5	116 0.0	115 0.4	124 0.1	122 0.4	118 1.7	173 0.4	178 0.0	118 0.2			
Lap 10	181	101 0.3	138 0.6	166 0.6	110 0.7	103 0.4	197 1.1	162 0.2	140 0.5	161 0.0	150 0.1	104 0.3	146 0.4	170 0.2	194 0.0	105 0.4	121 2.3	183 0.2	198 1.8	172 1.3	136 0.2	116 0.3	115 0.4	124 0.2	122 0.4	118 1.9	173 0.3	178 0.7	118 0.3			
Lap 11	181	101 0.2	138 0.7	166 0.3	110 0.9	103 0.3	197 0.2	162 1.3	140 0.6	161 0.4	150 0.6	104 0.2	146 0.2	170 1.4	194 1.5	105 0.3	121 0.2	183 0.9	198 1.8	172 0.2	136 0.3	116 0.3	115 0.1	124 0.3	122 1.8	118 0.1	173 1.4	178 0.3	118 1.4	170 2.0		
Lap 12	181	101 0.1	138 0.7	166 0.2	110 1.1	103 0.2	197 1.5	162 0.2	140 0.4	161 0.4	150 0.5	104 0.6	146 0.6	170 1.5	194 1.6	105 0.1	121 0.4	183 0.8	198 2.1	172 0.2	136 0.5	116 1.3	115 0.3	124 0.2	122 1.3	118 0.2	173 1.9	178 0.4	118 1.9	170 1.6		
Lap 13	181	101 0.0	138 0.3	166 0.1	110 1.5	103 0.2	197 0.9	162 0.1	140 0.2	161 0.5	150 0.5	104 1.0	146 0.4	170 1.4	194 2.2	105 0.5	121 0.8	183 0.1	198 1.8	172 0.2	136 0.2	116 1.5	115 0.1	124 1.0	122 0.1	118 1.0	173 0.1	178 0.0	118 2.1	170 1.4		

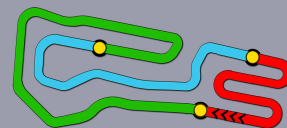


Scan this QR code for live timing



Timing service and charts editing provided by:

**Federazione Italiana
Cronometristi**



KZ2

Qualifying Heats A-C Analysis

For information purposes. No official / regulatory value

Laps	Sector 1	Sector 2	Sector 3	Lap Time	Laps	Sector 1	Sector 2	Sector 3	Lap Time	Laps	Sector 1	Sector 2	Sector 3	Lap Time
No.101 De Conto Paolo					2	18.899	15.252	14.200	48.351	No.116 Mascialino Federico				
1	20.727	15.391	14.250	50.368	3	18.714	15.022	14.137	47.873	1	21.949	16.998	15.586	54.533
2	18.746	15.111	14.065	47.922	4	19.062	15.036	13.987	48.085	2	19.420	15.407	14.415	49.242
3	18.637	14.979	14.004	47.620	5	18.630	14.974	13.980	47.584	3	18.968	15.129	14.153	48.250
4	18.975	15.245	14.131	48.351	6	18.564	14.944	14.013	47.521	4	19.027	15.166	14.145	48.338
5	18.707	15.297	13.979	47.983	7	18.535	14.923	14.050	47.508	5	18.830	15.037	14.104	47.971
6	18.532	14.836	13.893	47.261	8	18.507	14.979	13.969	47.455	6	18.880	15.163	14.121	48.164
7	18.472	14.818	13.883	47.173	9	18.560	14.932	14.018	47.510	7	18.704	15.119	14.052	47.875
8	18.511	15.402	13.947	47.860	10	18.500	14.942	14.132	47.574	8	18.910	14.988	14.050	47.948
9	18.464	14.891	13.925	47.280	11	18.623	17.739	14.661	51.023	9	18.802	14.966	14.163	47.931
10	18.440	14.818	13.882	47.140	12	18.625	15.046	14.030	47.701	10	18.765	14.990	14.129	47.884
11	18.476	14.859	13.872	47.207	13	18.831	15.810	14.464	49.105	11	18.847	15.091	14.010	47.948
12	18.415	14.840	13.880	47.135	No.110 Baciuska Rokas					12	18.806	15.065	14.039	47.910
13	18.874	15.089	14.195	48.158	1	21.192	15.409	14.322	50.923	13	18.849	15.130	14.172	48.151
No.103 Irlando Alex					2	18.677	15.047	14.111	47.835	No.118 Rossini Nicola				
1	21.968	15.731	14.276	51.975	3	18.607	15.010	14.108	47.725	1	22.030	17.260	15.993	55.283
2	18.755	15.067	13.982	47.804	4	18.588	15.008	14.256	47.852	2	19.351	15.634	14.456	49.441
3	18.548	14.961	13.960	47.469	5	18.607	15.351	14.256	48.214	3	19.059	15.321	14.272	48.652
4	18.546	14.944	14.186	47.676	6	18.457	14.862	13.981	47.300	4	19.356	15.267	14.188	48.811
5	18.672	15.150	14.441	48.263	7	18.381	14.821	13.998	47.200	5	18.841	15.204	14.116	48.161
6	18.426	14.861	13.986	47.273	8	18.391	15.343	14.517	48.251	6	18.812	15.116	14.247	48.175
7	18.401	14.901	14.432	47.734	9	18.818	14.996	14.186	48.000	7	18.729	15.154	14.145	48.028
8	19.619	15.240	14.059	48.918	10	18.527	14.869	13.911	47.307	8	18.812	15.085	14.144	48.041
9	18.504	14.879	14.005	47.388	11	18.436	14.845	13.943	47.224	9	19.889	15.443	14.303	49.635
10	18.915	15.767	14.304	48.986	12	18.467	14.816	13.937	47.220	10	18.853	15.375	14.472	48.700
11	18.566	14.860	13.857	47.283	13	18.622	15.364	14.309	48.295	11	18.824	15.327	14.182	48.333
12	18.492	14.799	13.819	47.110	No.112 Lammers Bas					12	18.772	15.189	14.539	48.500
13	18.488	14.798	13.863	47.149	1	21.430	16.625	14.793	52.848	13	18.857	15.095	14.134	48.086
No.104 Leuillet Tom					2	18.755	15.223	14.140	48.118	No.121 Arnaud Hugo				
1	21.475	16.618	14.741	52.834	3	18.663	15.072	14.744	48.479	1	20.823	16.801	15.658	53.282
2	18.794	15.182	14.106	48.082	No.115 Zani Cristopher					2	18.979	15.333	14.245	48.557
3	18.683	15.152	14.522	48.357	1	22.121	16.704	16.346	55.171	3	18.808	15.203	14.163	48.174
4	18.565	14.973	14.026	47.564	2	19.389	15.607	14.525	49.521	4	18.807	15.175	14.124	48.106
5	18.523	14.934	13.951	47.408	3	18.920	15.167	14.121	48.208	5	18.774	15.072	14.126	47.972
6	18.492	14.847	14.108	47.447	4	19.064	15.207	14.144	48.415	6	18.666	14.985	14.067	47.718
7	18.526	14.892	13.923	47.341	5	18.721	15.106	14.065	47.892	7	18.680	14.964	14.080	47.724
8	18.503	14.933	13.927	47.363	6	18.663	15.284	14.194	48.141	8	18.602	14.976	14.107	47.685
9	18.497	14.891	13.932	47.320	7	18.706	15.179	14.174	48.059	9	18.643	14.968	14.077	47.688
10	18.557	15.425	13.999	47.981	8	19.018	15.094	14.732	48.844	10	18.722	14.994	14.095	47.811
11	18.485	14.855	13.966	47.306	9	18.653	15.072	14.060	47.785	11	18.630	15.227	14.256	48.113
12	18.493	14.861	13.931	47.285	10	18.652	15.037	14.136	47.825	12	18.553	14.989	14.147	47.689
13	18.473	14.899	13.982	47.354	11	18.578	15.133	14.229	47.940	13	18.935	15.118	14.208	48.261
No.105 Petit Hubert					12	18.671	15.307	15.299	49.277	No.122 Von Lerber Isabelle				
1	21.769	17.159	15.154	54.082	13	18.692	15.103	14.061	47.856	1	21.864	17.210	15.759	54.833

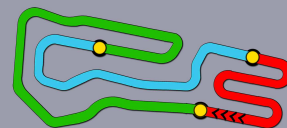


Scan this QR code for live timing



Timing service and charts editing provided by:

Federazione Italiana Cronometristi



KZ2

Qualifying Heats A-C Analysis

For information purposes. No official / regulatory value

Laps	Sector 1	Sector 2	Sector 3	Lap Time
2	19.479	15.747	14.428	49.654
3	18.885	15.320	14.159	48.364
4	19.291	15.217	14.195	48.703
5	18.642	15.135	14.030	47.807
6	18.624	15.162	14.184	47.970
7	18.638	15.087	14.103	47.828
8	18.678	15.218	14.458	48.354
9	19.036	15.150	14.062	48.248
10	18.555	15.092	14.140	47.787
11	18.697	15.167	14.065	47.929
12	18.889	15.097	14.506	48.492
13	18.701	15.157	14.197	48.055

No.124 Morardo Fabrizio				
Laps	Sector 1	Sector 2	Sector 3	Lap Time
1	22.056	17.000	16.051	55.107
2	19.551	15.614	14.438	49.603
3	18.881	15.213	14.188	48.282
4	19.104	15.106	14.188	48.398
5	18.704	15.084	14.038	47.826
6	18.645	15.220	14.250	48.115
7	18.647	15.153	14.152	47.952
8	18.759	15.083	14.658	48.500
9	18.700	15.007	14.124	47.831
10	18.636	15.029	14.040	47.705
11	18.620	15.273	14.127	48.020
12	18.544	15.203	13.966	47.713
13	18.678	15.101	14.099	47.878

No.136 Rismyhr Finn				
Laps	Sector 1	Sector 2	Sector 3	Lap Time
1	22.153	16.901	15.299	54.353
2	19.083	15.526	14.312	48.921
3	18.784	15.185	14.138	48.107
4	19.229	15.282	14.085	48.596
5	19.078	15.259	14.301	48.638
6	18.735	15.072	14.005	47.812
7	18.721	15.251	13.932	47.904
8	18.751	15.049	13.943	47.743
9	18.617	14.994	13.908	47.519
10	18.630	15.014	13.997	47.641
11	18.630	14.941	13.975	47.546
12	18.654	14.994	13.946	47.594
13	18.593	15.295	14.544	48.432

No.138 Iglesias Jeremy				
Laps	Sector 1	Sector 2	Sector 3	Lap Time
1	20.732	15.395	14.338	50.465
2	18.700	15.067	14.104	47.871
3	18.891	15.083	14.000	47.974

Laps	Sector 1	Sector 2	Sector 3	Lap Time
4	18.526	15.120	14.235	47.881
5	18.676	15.390	14.180	48.246
6	18.439	14.869	13.978	47.286
7	18.380	14.829	13.980	47.189
8	18.343	15.474	14.243	48.060
9	18.487	14.881	13.907	47.275
10	18.410	14.819	13.870	47.099
11	18.446	14.910	13.924	47.280
12	18.463	14.815	13.871	47.149
13	18.380	15.101	14.283	47.764

No.140 Chubarov Ivan				
Laps	Sector 1	Sector 2	Sector 3	Lap Time
1	21.235	16.575	14.557	52.367
2	18.762	15.122	14.067	47.951
3	18.782	15.056	14.026	47.864
4	18.554	14.914	14.034	47.502
5	18.488	14.960	13.937	47.385
6	18.511	14.942	13.942	47.395
7	18.437	14.815	13.948	47.200
8	18.781	14.899	13.932	47.612
9	18.553	14.914	14.040	47.507
10	18.649	14.863	13.948	47.460
11	18.435	14.807	13.962	47.204
12	18.400	14.820	13.936	47.156
13	18.553	15.060	14.193	47.806

No.146 Skaras Emil				
Laps	Sector 1	Sector 2	Sector 3	Lap Time
1	21.067	16.840	14.971	52.878
2	18.766	15.095	14.148	48.009
3	18.588	15.086	14.741	48.415
4	18.707	14.965	13.961	47.633
5	18.377	14.879	14.008	47.264
6	18.426	14.801	14.230	47.457
7	18.835	14.840	13.951	47.626
8	18.467	14.815	13.933	47.215
9	18.458	14.815	13.937	47.210
10	18.401	15.617	14.300	48.318
11	19.108	15.105	13.948	48.161
12	18.407	14.758	13.952	47.117
13	18.418	14.782	13.939	47.139

No.149 Munaretto Luca				
Laps	Sector 1	Sector 2	Sector 3	Lap Time
1	20.892	15.887	15.798	52.577
2	19.219	15.783	14.489	49.491
3	18.912	15.341	14.312	48.565
4	19.284	15.878	14.268	49.430
5	18.652	15.123	14.168	47.943

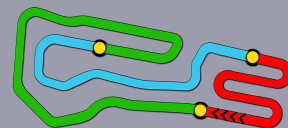
Laps	Sector 1	Sector 2	Sector 3	Lap Time
6	18.703	15.131	14.185	48.019
7	18.654	15.086	14.520	48.260
8	18.688	15.135	14.185	48.008
9	18.743	15.141	14.167	48.051
10	18.713	15.158	14.101	47.972
11	18.587	15.148	14.107	47.842
12	18.611	15.015	14.055	47.681
13	18.751	15.161	14.357	48.269

No.150 Luyet Jean				
Laps	Sector 1	Sector 2	Sector 3	Lap Time
1	21.776	16.450	14.455	52.681
2	18.844	15.145	14.081	48.070
3	19.071	15.492	14.408	48.971
4	18.605	14.926	13.964	47.495
5	18.573	14.982	13.892	47.447
6	18.541	14.931	14.508	47.980
7	19.207	14.946	13.944	48.097
8	18.786	14.958	13.865	47.609
9	18.509	14.917	13.853	47.279
10	18.504	15.192	14.370	48.066
11	18.923	15.296	13.971	48.190
12	18.505	15.028	13.966	47.499
13	18.597	15.064	14.043	47.704

No.161 Camplese Lorenzo				
Laps	Sector 1	Sector 2	Sector 3	Lap Time
1	21.570	16.616	14.698	52.884
2	18.725	15.084	14.161	47.970
3	18.676	15.219	13.978	47.873
4	18.482	15.027	13.922	47.431
5	18.511	14.986	13.934	47.431
6	18.452	14.950	13.931	47.333
7	18.403	14.893	13.915	47.211
8	18.731	15.155	14.007	47.893
9	18.523	14.933	13.958	47.414
10	18.952	15.735	14.406	49.093
11	18.942	14.946	13.904	47.792
12	18.424	14.884	13.869	47.177
13	18.405	14.913	13.861	47.179

No.162 Puhakka Simo				
Laps	Sector 1	Sector 2	Sector 3	Lap Time
1	21.481	16.237	14.247	51.965
2	18.803	15.160	14.025	47.988
3	18.534	14.997	13.878	47.409
4	18.511	14.881	14.004	47.396
5	18.473	15.166	14.486	48.125
6	18.397	14.850	13.914	47.161
7	18.393	14.834	14.394	47.621





KZ2

Qualifying Heats A-C Analysis

For information purposes. No official / regulatory value

Laps	Sector 1	Sector 2	Sector 3	Lap Time
8	18.759	14.934	13.834	47.527
9	18.758	15.011	14.014	47.783
10	19.400	14.885	13.835	48.120
11	18.399	14.840	13.837	47.076
12	18.449	14.812	13.820	47.081
13	18.506	15.104	14.396	48.006

No.166 Longhi Riccardo				
Laps	Sector 1	Sector 2	Sector 3	Lap Time
1	24.405	15.557	14.236	52.336
2	18.630	15.148	13.987	47.765
3	18.624	14.988	13.889	47.501
4	18.567	15.036	14.158	47.761
5	18.752	15.593	14.076	48.421
6	18.473	14.921	13.851	47.245
7	18.415	14.937	13.855	47.207
8	18.362	15.560	14.471	48.393
9	18.982	14.978	13.842	47.802
10	18.462	14.908	13.777	47.147
11	18.364	14.864	13.719	46.947
12	18.331	14.833	13.864	47.028
13	18.397	15.027	14.278	47.702

No.170 Cebrian Gerard				
Laps	Sector 1	Sector 2	Sector 3	Lap Time
1	20.952	16.663	15.098	52.713
2	18.791	15.188	14.186	48.165
3	18.692	15.106	14.382	48.180
4	18.805	15.061	14.034	47.900
5	18.563	14.948	14.058	47.569
6	18.522	14.980	14.031	47.533
7	18.553	14.873	13.909	47.335
8	18.637	14.995	13.992	47.624
9	18.559	14.958	13.897	47.414
10	18.503	14.984	14.382	47.869
11	18.792	28.394	14.508	1:01.694
12	18.847	15.109	14.160	48.116
13	18.708	15.024	14.093	47.825

No.172 Dzitiev Yuri				
Laps	Sector 1	Sector 2	Sector 3	Lap Time
1	21.832	16.925	16.274	55.031
2	19.467	15.262	14.275	49.004
3	18.756	15.095	14.178	48.029
4	19.025	15.118	14.174	48.317
5	18.753	15.205	14.366	48.324
6	18.551	14.908	14.033	47.492
7	18.942	15.196	14.038	48.176
8	19.656	15.297	14.260	49.213
9	18.585	14.949	14.331	47.865

Laps	Sector 1	Sector 2	Sector 3	Lap Time
10	18.604	14.974	14.033	47.611
11	18.829	14.989	14.147	47.965
12	18.685	15.158	14.062	47.905
13	18.710	15.170	14.232	48.112

No.173 Lopez Marc-oriol				
Laps	Sector 1	Sector 2	Sector 3	Lap Time
1	21.946	17.143	16.134	55.223
2	19.428	15.636	14.497	49.561
3	18.948	15.312	14.306	48.566
4	19.338	15.224	14.251	48.813
5	18.836	15.213	14.235	48.284
6	18.731	15.094	14.216	48.041
7	18.728	15.110	14.280	48.118
8	18.682	15.164	14.258	48.104
9	18.964	15.301	14.836	49.101
10	18.896	15.365	14.267	48.528
11	18.789	15.378	14.233	48.400
12	18.867	15.246	14.291	48.404
13	18.922	15.112	14.257	48.291

No.178 Ugran Filip				
Laps	Sector 1	Sector 2	Sector 3	Lap Time
1	21.846	16.984	16.253	55.083
2	19.457	15.675	14.531	49.663
3	18.961	15.301	14.287	48.549
4	19.266	15.315	14.197	48.778
5	18.744	15.052	14.193	47.989
6	18.760	15.078	14.165	48.003
7	18.773	15.109	14.487	48.369
8	18.600	15.085	14.183	47.868
9	19.198	15.315	14.347	48.860
10	18.708	15.054	14.100	47.862
11	18.572	15.039	14.108	47.719
12	18.693	15.091	14.064	47.848
13	18.630	15.055	14.377	48.062

No.181 Lorandi Leonardo				
Laps	Sector 1	Sector 2	Sector 3	Lap Time
1	53.166	15.359	14.314	51.475
2	18.762	15.061	14.137	47.960
3	18.724	14.948	14.041	47.713
4	19.011	15.128	14.103	48.242
5	18.788	14.992	13.958	47.738
6	18.644	14.842	13.958	47.444
7	18.548	14.806	13.942	47.296
8	18.731	15.279	13.957	47.967
9	18.460	14.777	13.902	47.139
10	18.475	14.773	13.911	47.159
11	18.585	14.763	13.935	47.283

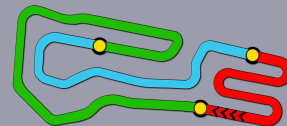
Laps	Sector 1	Sector 2	Sector 3	Lap Time
12	18.440	14.792	13.948	47.180
13	18.914	15.113	14.284	48.311

No.183 Varhaug Pal				
Laps	Sector 1	Sector 2	Sector 3	Lap Time
1	21.949	16.545	15.387	53.881
2	19.079	15.673	14.644	49.396
3	18.690	15.142	14.197	48.029
4	18.883	15.193	14.089	48.165
5	18.664	15.038	14.228	47.930
6	18.677	15.123	14.005	47.805
7	18.596	14.879	13.977	47.452
8	18.587	14.880	13.973	47.440
9	18.561	14.848	14.024	47.433
10	18.551	14.953	14.059	47.563
11	18.621	15.087	14.470	48.178
12	18.488	14.920	14.127	47.535
13	19.143	15.434	14.097	48.674

No.194 De Vecchi Stefano				
Laps	Sector 1	Sector 2	Sector 3	Lap Time
1	21.450	16.678	15.216	53.344
2	18.978	15.279	14.164	48.421
3	18.733	15.070	14.082	47.885
4	19.011	15.023	14.083	48.117
5	18.607	14.984	13.937	47.528
6	18.516	14.946	13.941	47.403
7	18.513	14.924	13.936	47.373
8	18.508	14.910	14.021	47.439
9	18.544	14.926	13.975	47.445
10	18.537	15.020	14.173	47.730
11	18.787	16.508	14.068	49.363
12	18.639	14.979	13.971	47.589
13	18.634	14.990	13.976	47.600

No.197 Cunati Simone				
Laps	Sector 1	Sector 2	Sector 3	Lap Time
1	21.346	16.071	14.212	51.629
2	18.705	15.038	14.061	47.804
3	18.535	14.955	13.994	47.484
4	18.549	14.896	14.083	47.528
5	18.584	15.520	14.455	48.559
6	18.449	14.896	13.909	47.254
7	18.417	14.892	14.275	47.584
8	19.050	15.080	13.927	48.057
9	18.491	14.892	14.109	47.492
10	19.202	16.163	14.317	49.682
11	19.006	15.354	13.951	48.311
12	18.604	14.943	13.960	47.507
13	18.566	15.047	13.907	47.520





KZ2

Qualifying Heats A-C Analysis

For information purposes. No official / regulatory value

Laps Sector 1 Sector 2 Sector 3 Lap Time

No.198 Forne Tomas Toni

Laps	Sector 1	Sector 2	Sector 3	Lap Time
1	20.954	16.852	15.565	53.371
2	19.153	15.285	14.386	48.824
3	18.735	15.325	14.220	48.280
4	18.844	15.233	14.222	48.299
5	18.782	15.217	14.252	48.251
6	18.701	15.402	14.165	48.268
7	19.238	15.942	14.128	49.308
8	18.745	15.179	14.139	48.063
9	18.663	15.032	14.478	48.173
10	18.824	15.055	14.099	47.978
11	18.644	15.110	14.161	47.915
12	18.667	15.785	15.569	50.021
13	18.944	15.234	14.759	48.937

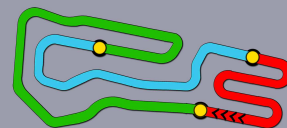


Scan this QR code for live timing



Timing service and charts editing provided by:

Federazione Italiana Cronometristi



KZ2

Qualifying Heats A-C Starting Grid

Document 33.1 OFFICIAL

118	Rossini Nicola Brm / Tm / Bridgestone			16	173	Lopez Marc-oriol Crg / Tm / Bridgestone	
198	Forne Tomas Toni Crg / Tm / Bridgestone			15	126	La Martina Vincenzo Alessio Crg / Tm / Bridgestone	
122	Von Lerber Isabelle Swiss Hutless / Tm / Bridgestone			14	178	Ugran Filip Birel Art / Tm / Bridgestone	
116	Mascialino Federico Brm / Tm / Bridgestone			13	149	Munaretto Luca Crg / Tm / Bridgestone	
121	Arnaud Hugo Sodikart / lame / Bridgestone		130 Points	12	124	Morardo Fabrizio Srk / Tm / Bridgestone	
183	Varhaug Pal Crg / Tm / Bridgestone		135 Points	11	136	Rismyhr Finn Sodikart / Tm / Bridgestone	
172	Dzitiev Yuri Tony Kart / Tm / Bridgestone		108 Points	10	170	Cebrian Gerard Crg / Tm / Bridgestone	
194	De Vecchi Stefano Fk / Vortex / Bridgestone		117 Points	9	115	Zani Cristopher Brm / Tm / Bridgestone	
105	Petit Hubert Sodikart / Tm / Bridgestone		76 Points	8	135	Rasmussen Oliver Kosmic / Vortex / Bridgestone	
112	Lammers Bas Lion Kart / Tm / Bridgestone		104 Points	7	146	Skaras Emil Energy / Tm / Bridgestone	
104	Leuillet Tom Sodikart / Tm / Bridgestone		120 Points	6	140	Chubarov Ivan Crocpromotion / Tm / Bridgestone	
161	Camplese Lorenzo Maranello / Tm / Bridgestone		136 Points	5	197	Cunati Simone Topkart / Parilla / Bridgestone	
150	Luyet Jean Crg / Tm / Bridgestone		45 Points	4	162	Puhakka Simo Tony Kart / Vortex / Bridgestone	
110	Baciuska Rokas Sodikart / Tm / Bridgestone		70 Points	3	138	Iglesias Jeremy Formula K / Tm / Bridgestone	
101	De Conto Paolo Crg / Tm / Bridgestone		86 Points	2	103	Irlando Alex Sodikart / Tm / Bridgestone	
166	Longhi Riccardo Birel Art / Tm / Bridgestone		24 Points	1	181	Lorandi Leonardo Tony Kart / Tm / Bridgestone	

POLE POSITION



Start : 17/02 - 12:40 13 Laps = 15,600 Km

23° WINTER CUP (ITA) 15-18/02/2018

FICR

Page 1 / 1

Apex Timing

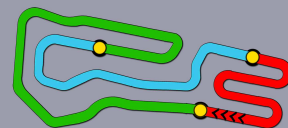


Scan this QR code for live timing



Timing service and charts editing provided by:

**Federazione Italiana
Cronometristi**



Qualifying Heats D-E

Document 51.1 OFFICIAL

KZ2 DEF. RESULTS

Rnk	No.	Entrant	Nat E.	Driver	Nat D.	Equipment	Time	Laps	Best Lap	Gap	Interv.	Sector 1	Sector 2	Sector 3	Penalty	Points
1	▲ ¹	137 PRAGA RACING TEAM	ITA	Celenta Francesco	ITA	Praga / Tm / Bridgestone	10:21.209	13	47.179			18.402	14.865	13.912		0
2	▲ ²	192 INTREPID DRIVER PROGRAM	ITA	Palomba Giuseppe	ITA	Intrepid / Tm / Bridgestone	10:21.383	13	47.015	0.174	0.174	18.407	14.767	13.841		2
3	▼ ¹	151 CRG SPA	ITA	Giardelli Alessandro	ITA	Crq / Tm / Bridgestone	10:21.929	13	47.166	0.720	0.546	18.463	14.848	13.855		3
4	≡	130 SCHMITZ ALEXANDER	ITA	Schmitz Alexander	ITA	Tony Kart / Vortex / Bridgestone	10:22.291	13	47.081	1.082	0.362	18.398	14.828	13.855		4
5	▲ ³	184 CRG HOLLAND	NLD	Pex Jorrit	NLD	Crq / Tm / Bridgestone	10:23.007	13	47.210	1.798	0.716	18.477	14.847	13.886		5
6	▲ ⁴	157 PRAGA RACING TEAM	ITA	Loubere Pierre	ITA	Praga / Tm / Bridgestone	10:24.146	13	47.184	2.937	1.139	18.431	14.841	13.912		6
7	▼ ²	182 CRG HOLLAND	NLD	Persson Tornqvist Benja	NLD	Crq / Tm / Bridgestone	10:24.352	13	47.052	3.143	0.206	18.390	14.769	13.893		7
8	≡	168 TONY KART RACING TEAM	ITA	Piccini Alessio	ITA	Tony Kart / Vortex / Bridgestone	10:25.059	13	47.293	3.850	0.707	18.531	14.899	13.863		8
9	▲ ⁴	160 TONY KART RACING TEAM	ITA	Vigano' Matteo	ITA	Tony Kart / Vortex / Bridgestone	10:25.175	13	47.089	3.966	0.116	18.351	14.843	13.895		9
10	▲ ⁴	119 CPB SPORT	ITA	Renaudin Adrien	ITA	Sodikart / Tm / Bridgestone	10:27.663	13	47.214	6.454	2.488	18.483	14.884	13.847		10
11	▲ ¹	144 MARANELLO KART	ITA	Gonzales Nicolas	ITA	Maranello / Tm / Bridgestone	10:28.282	13	47.251	7.073	0.619	18.416	14.902	13.933		11
12	▼ ¹	99 BIREL ART RACING KSW	ITA	Dreezen Rick	ITA	Birel Art / Tm / Bridgestone	10:28.512	13	47.191	7.303	0.230	18.409	14.883	13.899		12
13	▼ ³	167 BIREL ART RACING	ITA	Lanzeni William	ITA	Birel Art / Tm / Bridgestone	10:28.817	13	47.182	7.608	0.305	18.451	14.831	13.900		13
14	▲ ³	98 COMANDUCCI ANDREA	ITA	Comanducci Francesco	ITA	Tony Kart / Tm / Bridgestone	10:29.169	13	47.228	7.960	0.352	18.444	14.840	13.944		14
15	▼ ⁶	114 ALBANESE DANILO	ITA	Albanese Danilo	ITA	Tony Kart / Vortex / Bridgestone	10:29.671	13	47.245	8.462	0.502	18.459	14.868	13.918		15
16	▲ ³	171 COLOMBO MIRKO	ITA	Colombo Mirko	ITA	Energy / Tm / Bridgestone	10:30.163	13	47.265	8.954	0.492	18.458	14.880	13.927		16
17	▲ ¹	179 INTREPID DRIVER PROGRAM	ITA	Nilsson Brandon	ITA	Intrepid / Tm / Bridgestone	10:30.940	13	47.394	9.731	0.777	18.505	14.925	13.964		17
18	▲ ⁶	123 VEVE LUDOVIC	ITA	Loussier Paul	ITA	Sodikart / Tm / Bridgestone	10:32.000	13	47.407	10.791	1.060	18.506	14.928	13.973		18
19	▲ ³	106 CPB SPORT	ITA	Leuillet Gabin	ITA	Sodikart / Tm / Bridgestone	10:32.115	13	47.462	10.906	0.115	18.528	14.957	13.977		19
20	≡	153 CRG SPA	ITA	Valenti Marco	ITA	Crq / Tm / Bridgestone	10:36.004	13	47.554	14.795	3.889	18.605	15.000	13.949		20
21	▼ ⁶	193 RENDA MOTORSPORT	ITA	Fusco Giuseppe	ITA	Fk / Vortex / Bridgestone	10:37.475	13	47.354	16.266	1.471	18.504	14.824	14.026		21
22	▲ ³	155 MK RACING	ITA	Lang Hannah	ITA	Tony Kart / Vortex / Bridgestone	10:38.894	13	47.688	17.685	1.419	18.584	15.038	14.066		22
23	▲ ³	120 ZANETTI DAVID	ITA	Zanetti Matteo	ITA	Sodikart / Tm / Bridgestone	10:39.645	13	47.705	18.436	0.751	18.667	14.995	14.043		23
24	▼ ⁸	132 THOMAS LANDAIS	ITA	Landais Thomas	ITA	Sodikart / Tm / Bridgestone	10:29.821	13	47.238	18.612	0.176	18.435	14.862	13.941	+10.000	24
25	▲ ⁴	175 ASTASHENKO ANTON	BLR	Astashenko Anton	BLR	Tony Kart / Tm / Bridgestone	10:41.246	13	47.939	20.037	1.425	18.714	15.094	14.131		25
26	▲ ⁴	128 SODI RUSSIAN TEAM	RUS	Chayka Sergiy	RUS	Sodikart / Tm / Bridgestone	10:44.643	13	47.968	23.434	3.397	18.711	15.096	14.161		26
27	▲ ¹	190 ATTIANESE LUCA MARIA	ITA	Attianese Luca	ITA	Dfm / lame / Bridgestone	10:45.216	13	48.209	24.007	0.573	18.692	15.232	14.285		27
28	▼ ⁵	169 EVRRARD PAUL	ITA	Evrard Paul	ITA	Tony Kart / Vortex / Bridgestone	10:37.107	13	47.720	25.898	1.891	18.634	15.026	14.060	+10.000	28
29	▼ ²	143 MARANELLO KART	ITA	Berndt Tim	ITA	Maranello / Tm / Bridgestone	10:38.491	13	47.836	27.282	1.384	18.678	15.000	14.158	+10.000	29
30	▲ ¹	174 LOPATIN ANDREW	BLR	Lopatin Andrew	BLR	Tony Kart / Tm / Bridgestone	11:04.027	13	49.973	42.818	15.536	19.471	15.636	14.866		30
31	▼ ¹⁰	163 MARANELLO KART	ITA	Peklin Ivan	ITA	Maranello / Tm / Bridgestone	4.502	0		13 Laps	13 Laps					31

No.132 Landais Thomas : Time penalty of 10". According to steward's decision n°75

No.169 Evrard Paul : Time penalty of 10". According to steward's decision n°76

No.143 Berndt Tim : Time penalty of 10". According to steward's decision n°77

Leaders : No.137 Celenta Francesco (1-13)

Start Time : 17/02 - 12:25:23

Best Lap : No.192 Palomba Giuseppe 47.015 91,88 Kph

Weather : Slightly cloudy Air : 5°C Track : Dry

Event Record : No.181 Lorandi Leonardo 46.693 92,51 Kph

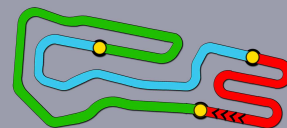


Scan this QR code for live timing



Timing service and charts editing provided by:

Federazione Italiana Cronometristi



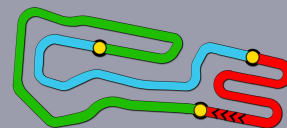
KZ2

Qualifying Heats D-E Lap Chart

For information purposes. No official / regulatory value

	1	2	3	4	5	6	7	8	9	10	11	12	13	14	15	16	17	18	19	20	21	22	23	24	25	26	27	28	29	30	31
Grid	151	137	192	130	182	184	157	168	114	167	99	144	160	119	193	132	98	179	171	153	163	106	169	123	155	120	143	190	175	128	174
Start	137	151	98	192	130	184	182	168	157	167	114	99	160	119	144	132	179	171	153	106	193	123	120	169	190	143	163	155	175	174	128
Lap 1 Interval	137	151	192	168	184	182	157	130	99	167	144	160	119	114	132	179	98	171	106	169	193	123	120	143	153	190	155	175	128	174	
Lap 2	137	151	192	168	184	182	157	130	99	167	144	160	119	114	132	98	179	171	106	169	123	143	120	153	190	155	175	193	128	174	
Lap 3	137	151	192	168	184	157	130	182	167	160	99	144	119	114	132	98	179	171	106	123	169	143	120	153	155	190	175	193	128	174	
Lap 4	137	151	192	168	184	157	130	182	160	167	144	99	119	114	98	132	171	179	106	123	169	143	153	120	155	190	175	193	128	174	
Lap 5	137	151	192	168	184	157	130	182	160	167	144	99	119	114	98	132	171	179	106	123	143	169	153	120	155	193	175	190	128	174	
Lap 6	137	151	192	184	168	130	157	182	160	167	119	144	99	114	98	132	171	179	123	106	143	169	153	120	155	193	175	190	128	174	
Lap 7	137	151	192	184	130	168	157	182	160	167	119	144	99	114	98	132	171	179	123	106	143	153	169	120	155	193	175	190	128	174	
Lap 8	137	151	192	184	130	168	157	182	160	167	119	144	99	114	98	132	171	179	123	106	143	153	169	120	155	193	175	190	128	174	
Lap 9	137	151	192	184	130	168	157	182	160	119	144	167	99	114	98	132	171	179	123	106	143	153	169	120	193	155	175	190	128	174	
Lap 10	137	192	151	130	184	157	182	168	160	119	144	167	99	98	114	132	171	179	123	106	153	169	143	120	193	155	175	190	128	174	
Lap 11	137	192	151	130	184	157	182	168	160	119	144	167	99	98	114	132	171	179	123	106	153	169	143	193	155	120	175	128	190	174	
Lap 12	137	192	151	130	184	157	182	168	160	119	144	99	167	98	114	132	171	179	123	106	153	169	193	143	155	120	175	128	190	174	
Lap 13	137	192	151	130	184	157	182	168	160	119	144	99	167	98	114	132	171	179	123	106	153	169	193	143	155	120	175	128	190	174	





KZ2

Qualifying Heats D-E Analysis

For information purposes. No official / regulatory value

Laps	Sector 1	Sector 2	Sector 3	Lap Time
No.98 Comanducci Francesco				
1	1:56.471	16.186	15.116	55.186
2	19.026	15.434	14.234	48.694
3	18.677	14.979	14.092	47.748
4	18.601	15.787	14.204	48.592
5	18.572	14.933	14.034	47.539
6	18.531	14.934	14.664	48.129
7	18.764	15.064	13.966	47.794
8	18.444	14.840	13.944	47.228
9	18.470	14.920	14.031	47.421
10	18.624	14.861	13.938	47.423
11	18.432	14.866	13.961	47.259
12	18.486	14.886	14.001	47.373
13	18.485	14.855	13.957	47.297

Laps	Sector 1	Sector 2	Sector 3	Lap Time
No.99 Dreezen Rick				
1	21.128	16.031	14.696	51.855
2	18.780	15.092	14.073	47.945
3	18.613	15.421	15.155	49.189
4	19.238	15.419	14.384	49.041
5	18.645	14.981	13.948	47.574
6	18.550	14.976	14.868	48.394
7	18.486	14.898	14.016	47.400
8	18.532	14.839	13.892	47.263
9	18.476	15.133	14.375	47.984
10	18.438	14.927	13.900	47.265
11	18.409	14.883	13.899	47.191
12	18.489	14.904	13.923	47.316
13	18.487	14.937	13.856	47.280

Laps	Sector 1	Sector 2	Sector 3	Lap Time
No.106 Leuillet Gabin				
1	21.576	16.416	15.228	53.220
2	19.009	15.557	14.593	49.159
3	18.821	15.256	14.175	48.252
4	18.744	15.207	14.377	48.328
5	18.683	15.143	14.074	47.900
6	19.153	15.209	14.190	48.552
7	18.618	15.045	14.023	47.686
8	18.556	15.015	14.044	47.615
9	18.586	14.933	14.007	47.526
10	18.528	14.961	13.995	47.484
11	18.528	14.957	13.977	47.462
12	18.564	14.929	13.983	47.476
13	18.519	14.949	14.031	47.499

Laps	Sector 1	Sector 2	Sector 3	Lap Time
No.114 Albanese Danilo				
1	21.968	16.053	15.056	53.077

Laps	Sector 1	Sector 2	Sector 3	Lap Time
2	18.781	15.224	14.286	48.291
3	18.626	15.047	14.704	48.377
4	18.947	15.460	14.604	49.011
5	18.608	14.918	13.978	47.504
6	18.517	14.968	14.698	48.183
7	18.724	14.906	13.953	47.583
8	18.483	14.899	13.905	47.287
9	18.473	14.882	14.316	47.671
10	18.697	15.335	13.919	47.951
11	18.489	14.903	13.907	47.299
12	18.459	14.868	13.918	47.245
13	18.528	14.921	13.974	47.423

Laps	Sector 1	Sector 2	Sector 3	Lap Time
No.119 Renaudin Adrien				
1	21.489	16.075	14.953	52.517
2	18.836	15.286	14.223	48.345
3	18.594	15.194	14.572	48.360
4	19.060	15.252	14.608	48.920
5	18.514	14.981	13.973	47.468
6	18.492	14.916	14.297	47.705
7	18.487	14.933	13.900	47.320
8	18.405	14.940	13.923	47.268
9	18.432	15.306	13.956	47.694
10	18.438	14.920	13.904	47.262
11	18.500	14.885	13.898	47.283
12	18.483	14.884	13.847	47.214
13	18.510	14.845	13.908	47.263

Laps	Sector 1	Sector 2	Sector 3	Lap Time
No.120 Zanetti Matteo				
1	21.998	16.562	15.107	53.667
2	19.509	15.424	14.327	49.260
3	19.229	15.182	14.232	48.643
4	19.250	15.254	14.269	48.773
5	18.948	15.373	14.282	48.603
6	18.786	15.122	14.195	48.103
7	18.687	15.275	14.325	48.287
8	18.735	15.014	14.139	47.888
9	18.619	15.053	14.134	47.806
10	19.063	15.447	14.554	49.064
11	18.972	16.176	14.166	49.314
12	18.667	14.995	14.043	47.705
13	18.655	14.981	14.714	48.350

Laps	Sector 1	Sector 2	Sector 3	Lap Time
No.123 Loussier Paul				
1	21.929	16.404	15.160	53.493
2	19.249	15.379	14.403	49.031
3	18.965	15.238	14.188	48.391

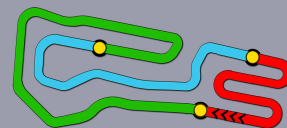
Laps	Sector 1	Sector 2	Sector 3	Lap Time
4	18.745	15.093	14.370	48.208
5	18.596	15.084	14.179	47.859
6	18.762	15.216	14.129	48.107
7	18.531	15.025	14.041	47.597
8	18.635	14.952	14.039	47.626
9	18.520	14.916	14.073	47.509
10	18.507	15.027	14.006	47.540
11	18.506	14.928	13.973	47.407
12	18.546	14.963	14.002	47.511
13	18.494	15.051	14.078	47.623

Laps	Sector 1	Sector 2	Sector 3	Lap Time
No.128 Chayka Sergiy				
1	21.505	16.450	17.831	55.786
2	19.437	15.572	15.017	50.026
3	19.060	15.210	14.639	48.909
4	18.982	15.284	14.429	48.695
5	18.902	15.212	14.258	48.372
6	19.001	15.117	14.337	48.455
7	18.986	15.180	14.347	48.513
8	18.860	15.086	14.269	48.215
9	18.711	15.096	14.161	47.968
10	18.903	15.059	14.279	48.241
11	18.879	15.134	14.771	48.784
12	18.985	15.122	14.188	48.295
13	18.806	15.115	14.202	48.123

Laps	Sector 1	Sector 2	Sector 3	Lap Time
No.130 Schmitz Alexander				
1	21.696	16.178	14.547	52.421
2	18.684	15.124	14.189	47.997
3	18.583	15.198	14.000	47.781
4	18.481	14.907	13.942	47.330
5	18.410	14.838	13.930	47.178
6	18.666	14.919	13.872	47.457
7	18.400	14.893	13.930	47.223
8	18.395	14.901	13.915	47.211
9	18.440	14.862	13.892	47.194
10	18.447	14.830	13.894	47.171
11	18.398	14.828	13.855	47.081
12	18.387	14.852	13.864	47.103
13	18.406	14.849	13.886	47.141

Laps	Sector 1	Sector 2	Sector 3	Lap Time
No.132 Landais Thomas				
1	21.715	16.006	15.088	52.809
2	18.881	15.152	14.397	48.430
3	18.690	15.010	14.489	48.189
4	18.860	15.946	14.574	49.380
5	18.770	14.944	13.992	47.706





KZ2

Qualifying Heats D-E Analysis

For information purposes. No official / regulatory value

Laps	Sector 1	Sector 2	Sector 3	Lap Time
6	18.555	14.934	14.386	47.875
7	18.591	15.154	14.082	47.827
8	18.443	14.942	13.955	47.340
9	18.456	14.880	13.964	47.300
10	18.512	15.312	14.060	47.884
11	18.526	14.856	13.944	47.326
12	18.435	14.862	13.941	47.238
13	18.402	14.905	13.957	47.264

No.137 Celenta Francesco

1	52.602	15.472	14.287	51.986
2	18.693	15.237	14.215	48.145
3	18.570	15.062	14.129	47.761
4	18.559	15.020	14.045	47.624
5	18.468	14.943	14.080	47.491
6	18.489	14.919	13.948	47.356
7	18.492	14.942	13.938	47.372
8	18.444	14.935	13.893	47.272
9	18.447	14.876	13.931	47.254
10	18.419	14.930	13.947	47.296
11	18.372	14.847	13.962	47.181
12	18.413	14.815	13.970	47.198
13	18.402	14.865	13.912	47.179

No.143 Berndt Tim

1	22.011	16.415	15.130	53.556
2	19.216	15.228	14.337	48.781
3	19.394	15.067	14.225	48.686
4	18.817	15.141	14.675	48.633
5	19.025	15.113	14.126	48.264
6	18.773	14.969	14.177	47.919
7	18.858	15.089	14.175	48.122
8	18.810	14.989	14.154	47.953
9	18.781	15.046	14.184	48.011
10	19.876	15.328	14.450	49.654
11	19.026	15.163	14.159	48.348
12	19.027	14.979	14.245	48.251
13	18.678	15.000	14.158	47.836

No.144 Gonzales Nicolas

1	21.351	15.916	14.770	52.037
2	18.834	15.345	14.090	48.269
3	18.947	15.175	14.414	48.536
4	19.090	15.135	14.208	48.433
5	18.533	14.929	13.969	47.431
6	18.694	15.120	14.943	48.757
7	18.537	14.923	13.954	47.414

Laps	Sector 1	Sector 2	Sector 3	Lap Time
8	18.438	14.915	13.918	47.271
9	18.448	15.248	14.034	47.730
10	18.435	14.901	13.932	47.268
11	18.416	14.902	13.933	47.251
12	18.557	14.906	13.937	47.400
13	18.549	14.913	13.916	47.378

No.151 Giardelli Alessandro

1	53.705	15.404	14.222	52.221
2	18.714	15.158	14.212	48.084
3	18.649	14.972	14.045	47.666
4	18.564	14.965	14.015	47.544
5	18.511	14.876	14.052	47.439
6	18.540	14.906	13.991	47.437
7	18.468	14.883	14.028	47.379
8	18.429	14.897	13.944	47.270
9	18.487	14.865	13.915	47.267
10	18.827	14.929	13.994	47.750
11	18.463	14.848	13.855	47.166
12	18.448	14.824	13.909	47.181
13	18.483	14.801	13.960	47.244

No.153 Valenti Marco

1	22.278	16.892	15.371	54.541
2	18.986	15.563	14.342	48.891
3	19.134	15.310	14.189	48.633
4	18.909	15.159	14.233	48.301
5	19.071	15.278	14.331	48.680
6	18.764	15.191	14.029	47.984
7	18.779	15.235	14.032	48.046
8	18.605	15.021	14.008	47.634
9	18.708	15.060	14.149	47.917
10	19.354	15.159	14.003	48.516
11	18.605	15.000	13.949	47.554
12	18.661	15.072	14.072	47.805
13	18.579	14.999	14.002	47.580

No.155 Lang Hannah

1	22.300	16.778	15.542	54.620
2	19.261	15.503	14.478	49.242
3	19.119	15.686	14.286	49.091
4	18.790	15.218	14.241	48.249
5	18.744	15.250	14.183	48.177
6	18.737	15.070	14.211	48.018
7	18.661	15.174	14.246	48.081
8	18.673	15.010	14.108	47.791
9	19.179	15.149	14.149	48.477

Laps	Sector 1	Sector 2	Sector 3	Lap Time
10	18.756	15.148	14.299	48.203
11	18.951	15.707	14.141	48.799
12	18.584	15.038	14.066	47.688
13	18.624	15.105	14.093	47.822

No.157 Loubere Pierre

1	21.197	16.021	14.404	51.622
2	18.745	15.106	14.286	48.137
3	18.656	15.013	14.002	47.671
4	18.417	14.928	13.976	47.321
5	18.411	14.925	13.979	47.315
6	18.919	15.082	13.981	47.982
7	18.392	15.029	13.997	47.418
8	18.433	14.911	14.250	47.594
9	18.422	14.836	13.933	47.191
10	18.462	14.871	13.918	47.251
11	18.431	14.841	13.912	47.184
12	18.372	14.923	14.218	47.513
13	18.529	15.005	13.943	47.477

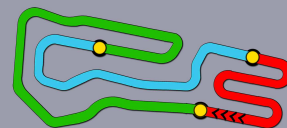
No.160 Viganò Matteo

1	21.283	16.444	14.693	52.420
2	18.794	15.339	14.128	48.261
3	18.596	15.021	14.217	47.834
4	18.771	15.585	14.038	48.394
5	18.523	14.979	13.900	47.402
6	18.401	14.905	13.941	47.247
7	18.429	14.895	13.922	47.246
8	18.484	14.865	13.834	47.183
9	18.472	14.903	13.858	47.233
10	18.415	14.911	13.809	47.135
11	18.405	14.873	13.839	47.117
12	18.351	14.843	13.895	47.089
13	18.474	15.131	14.091	47.696

No.167 Lanzeni William

1	21.254	16.200	14.746	52.200
2	18.875	15.198	14.177	48.250
3	18.595	15.124	14.492	48.211
4	18.839	15.528	14.350	48.717
5	18.573	14.897	14.061	47.531
6	19.006	15.079	14.200	48.285
7	18.551	14.892	13.981	47.424
8	18.539	14.889	13.991	47.419
9	18.482	15.592	14.407	48.481
10	18.522	14.892	13.914	47.328
11	18.451	14.831	13.900	47.182





KZ2

Qualifying Heats D-E Analysis

For information purposes. No official / regulatory value

Laps	Sector 1	Sector 2	Sector 3	Lap Time
12	18.915	14.852	13.922	47.689
13	18.498	14.878	14.007	47.383

No.168 Piccini Alessio				
Laps	Sector 1	Sector 2	Sector 3	Lap Time
1	20.938	15.643	14.228	50.809
2	18.795	15.131	14.086	48.012
3	18.663	15.123	14.026	47.812
4	18.613	14.975	13.957	47.545
5	18.599	14.976	13.928	47.503
6	18.883	15.022	14.019	47.924
7	18.735	15.018	13.970	47.723
8	18.515	14.920	13.964	47.399
9	18.544	14.961	13.915	47.420
10	18.805	15.319	13.995	48.119
11	18.531	14.899	13.863	47.293
12	18.447	14.995	13.944	47.386
13	18.572	15.127	14.071	47.770

No.169 Evrard Paul				
Laps	Sector 1	Sector 2	Sector 3	Lap Time
1	21.425	16.501	15.245	53.171
2	19.209	15.394	14.472	49.075
3	19.347	15.274	14.242	48.863
4	18.711	15.541	14.457	48.709
5	18.992	15.384	14.295	48.671
6	18.759	15.104	14.151	48.014
7	19.089	15.266	14.335	48.690
8	18.634	15.026	14.060	47.720
9	18.687	15.046	14.119	47.852
10	19.057	15.214	14.158	48.429
11	18.758	15.073	14.129	47.960
12	18.728	15.049	14.068	47.845
13	18.717	15.036	14.127	47.880

No.171 Colombo Mirko				
Laps	Sector 1	Sector 2	Sector 3	Lap Time
1	21.518	16.538	15.003	53.059
2	19.184	15.560	14.485	49.229
3	18.784	15.064	14.087	47.935
4	18.718	15.249	14.548	48.515
5	18.740	15.031	14.002	47.773
6	18.523	14.955	14.147	47.625
7	18.849	15.031	14.039	47.919
8	18.510	14.976	13.944	47.430
9	18.445	14.956	13.968	47.369
10	18.466	15.145	14.037	47.648
11	18.471	14.984	13.950	47.405
12	18.458	14.880	13.927	47.265
13	18.446	14.924	13.927	47.297

No.174 Lopatin Andrew				
Laps	Sector 1	Sector 2	Sector 3	Lap Time
1	22.077	16.597	17.643	56.317
2	19.982	15.794	14.907	50.683
3	19.471	15.636	14.866	49.973
4	19.513	15.701	14.768	49.982
5	19.656	15.787	14.963	50.406
6	19.616	15.756	14.765	50.137
7	19.620	15.872	14.820	50.312
8	19.558	15.721	14.889	50.168
9	19.484	15.691	14.856	50.031
10	19.497	15.739	14.746	49.982
11	19.542	15.744	14.790	50.076
12	19.530	15.738	14.813	50.081
13	19.600	15.663	14.774	50.037

No.175 Astashenko Anton				
Laps	Sector 1	Sector 2	Sector 3	Lap Time
1	22.886	16.683	15.565	55.134
2	19.324	15.388	14.422	49.134
3	19.113	15.655	14.451	49.219
4	19.101	15.364	14.467	48.932
5	19.378	15.594	14.191	49.163
6	18.844	15.146	14.171	48.161
7	18.812	15.079	14.159	48.050
8	18.959	15.130	14.207	48.296
9	18.827	15.060	14.144	48.031
10	18.714	15.094	14.131	47.939
11	18.674	15.183	14.135	47.992
12	18.791	15.106	14.143	48.040
13	18.756	15.152	14.130	48.038

No.179 Nilsson Brandon				
Laps	Sector 1	Sector 2	Sector 3	Lap Time
1	21.809	16.200	15.078	53.087
2	19.072	15.819	14.357	49.248
3	18.663	15.151	14.107	47.921
4	18.740	15.311	14.975	49.026
5	18.631	15.160	14.061	47.852
6	18.621	15.049	14.041	47.711
7	18.542	15.137	14.144	47.823
8	18.546	14.950	14.022	47.518
9	18.528	15.023	13.977	47.528
10	18.514	14.975	14.026	47.515
11	18.505	14.925	13.964	47.394
12	18.538	14.910	13.950	47.398
13	18.555	15.006	13.966	47.527

No.182 Persson Tornqvist Benjamin				
Laps	Sector 1	Sector 2	Sector 3	Lap Time
1	21.310	15.842	14.505	51.657

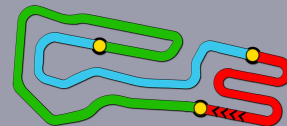
Laps	Sector 1	Sector 2	Sector 3	Lap Time
2	18.749	15.068	14.379	48.196
3	18.928	15.530	14.303	48.761
4	18.552	15.026	14.031	47.609
5	18.438	14.855	13.983	47.276
6	18.529	14.901	13.975	47.405
7	18.385	14.819	13.912	47.116
8	18.322	14.835	14.346	47.503
9	18.396	14.789	13.994	47.179
10	18.453	15.052	13.857	47.362
11	18.390	14.769	13.893	47.052
12	18.358	14.850	14.365	47.573
13	18.448	14.945	14.043	47.436

No.184 Pex Jorrit				
Laps	Sector 1	Sector 2	Sector 3	Lap Time
1	21.273	15.726	14.461	51.460
2	18.744	15.146	14.149	48.039
3	18.535	15.088	14.042	47.665
4	18.508	14.934	14.015	47.457
5	18.504	15.002	13.942	47.448
6	18.537	14.958	14.002	47.497
7	18.464	14.956	13.930	47.350
8	18.451	14.941	13.934	47.326
9	18.477	14.847	13.886	47.210
10	18.818	14.934	13.937	47.689
11	18.448	14.818	13.948	47.214
12	18.474	14.919	13.870	47.263
13	18.465	14.882	13.901	47.248

No.190 Attianese Luca				
Laps	Sector 1	Sector 2	Sector 3	Lap Time
1	21.953	16.931	15.712	54.596
2	19.180	15.535	14.632	49.347
3	19.331	16.062	14.649	50.042
4	19.073	15.464	14.505	49.042
5	19.526	15.782	14.349	49.657
6	18.922	15.325	14.279	48.526
7	18.992	15.372	14.326	48.690
8	18.817	15.195	14.211	48.223
9	18.889	15.274	14.228	48.391
10	18.771	15.176	14.272	48.219
11	19.403	15.284	14.466	49.153
12	19.303	15.192	14.254	48.749
13	18.692	15.232	14.285	48.209

No.192 Palomba Giuseppe				
Laps	Sector 1	Sector 2	Sector 3	Lap Time
1	21.168	15.533	14.259	50.960
2	18.719	15.126	14.140	47.985
3	18.592	15.090	14.056	47.738





KZ2

Qualifying Heats D-E Analysis

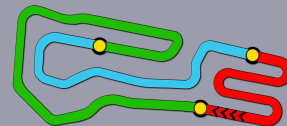
For information purposes. No official / regulatory value

Laps	Sector 1	Sector 2	Sector 3	Lap Time
4	18.589	15.036	13.990	47.615
5	18.512	14.958	13.916	47.386
6	18.507	14.878	13.966	47.351
7	18.593	14.807	13.984	47.384
8	18.480	14.850	14.000	47.330
9	18.466	14.840	13.959	47.265
10	18.491	14.818	13.972	47.281
11	18.407	14.767	13.841	47.015
12	18.433	14.768	13.946	47.147
13	18.384	14.790	13.949	47.123

No.193 Fusco Giuseppe

1	21.823	16.669	14.963	53.455
2	23.821	15.576	14.605	54.002
3	18.909	15.140	14.300	48.349
4	18.590	14.967	14.310	47.867
5	18.992	15.008	14.111	48.111
6	18.550	14.905	14.088	47.543
7	18.527	14.842	14.102	47.471
8	18.504	14.824	14.026	47.354
9	18.781	14.872	14.050	47.703
10	18.608	15.323	14.580	48.511
11	19.062	14.962	14.135	48.159
12	18.659	14.884	14.000	47.543
13	18.556	14.880	13.971	47.407





KZ2

Qualifying Heats D-E Starting Grid

Document 32.1 OFFICIAL

128	Chayka Sergiy Sodikart / Tm / Bridgestone		16	Lopatin Andrew Tony Kart / Tm / Bridgestone	
190	Attianese Luca Dfm / lame / Bridgestone		15	Astashenko Anton Tony Kart / Tm / Bridgestone	
120	Zanetti Matteo Sodikart / Tm / Bridgestone		14	Berndt Tim Maranello / Tm / Bridgestone	
123	Loussier Paul Sodikart / Tm / Bridgestone		13	Lang Hannah Tony Kart / Vortex / Bridgestone	
106	Leuillet Gabin Sodikart / Tm / Bridgestone		12	Evrard Paul Tony Kart / Vortex / Bridgestone	
153	Valenti Marco Crg / Tm / Bridgestone		11	Peklin Ivan Maranello / Tm / Bridgestone	
179	Nilsson Brandon Intrepid / Tm / Bridgestone		10	Colombo Mirko Energy / Tm / Bridgestone	
132	Landais Thomas Sodikart / Tm / Bridgestone		9	Comanducci Francesco Tony Kart / Tm / Bridgestone	
119	Renaudin Adrien Sodikart / Tm / Bridgestone		8	Fusco Giuseppe Fk / Vortex / Bridgestone	
144	Gonzales Nicolas Maranello / Tm / Bridgestone		7	Vigano' Matteo Tony Kart / Vortex / Bridgestone	
167	Lanzeni William Birel Art / Tm / Bridgestone		6	Dreezen Rick Birel Art / Tm / Bridgestone	
168	Piccini Alessio Tony Kart / Vortex / Bridgestone		5	Albanese Danilo Tony Kart / Vortex / Bridgestone	
184	Pex Jorrit Crg / Tm / Bridgestone		4	Loubere Pierre Praga / Tm / Bridgestone	
130	Schmitz Alexander Tony Kart / Vortex / Bridgestone		3	Persson Tornqvist Benjamin Crg / Tm / Bridgestone	
137	Celenta Francesco Praga / Tm / Bridgestone		2	Palomba Giuseppe Intrepid / Tm / Bridgestone	
			1	Giardelli Alessandro Crg / Tm / Bridgestone	

POLE POSITION



Start : 17/02 - 12:20 13 Laps = 15,600 Km

23° WINTER CUP (ITA) 15-18/02/2018

FICR

Page 1 / 1

Apex Timing

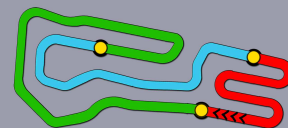


Scan this QR code for live timing



Timing service and charts editing provided by:

**Federazione Italiana
Cronometristi**



Qualifying Heats A-E

Document 50.1 OFFICIAL

KZ2 DEF. RESULTS

Rnk	No.	Entrant	Nat E.	Driver	Nat D.	Equipment	Time	Laps	Best Lap	Gap	Interv.	Sector 1	Sector 2	Sector 3	Penalty	Points
1	181	BABY RACE DRIVER ACADEMY	ITA	Lorandi Leonardo	ITA	Tony Kart / Tm / Bridgestone	10:21.066	13	47.190			18.465	14.798	13.927		0
2	137	PRAGA RACING TEAM	ITA	Celenta Francesco	ITA	Praga / Tm / Bridgestone	10:22.365	13	47.095	1.299	1.299	18.364	14.824	13.907		2
3	103	SODIKART	ITA	Irlando Alex	ITA	Sodikart / Tm / Bridgestone	10:22.492	13	47.012	1.426	0.127	18.381	14.809	13.822		3
4	140	CROCPROMOTION SRL	ITA	Chubarov Ivan	RUS	Crocpromotion / Tm / Bridgestone	10:23.501	13	47.138	2.435	1.009	18.391	14.845	13.902		4
5	119	CPB SPORT	ITA	Renaudin Adrien	ITA	Sodikart / Tm / Bridgestone	10:23.652	13	47.048	2.586	0.151	18.373	14.808	13.867		5
6	130	SCHMITZ ALEXANDER	DEU	Schmitz Alexander	DEU	Tony Kart / Vortex / Bridgestone	10:23.923	13	46.954	2.857	0.271	18.325	14.784	13.845		6
7	162	TONY KART RACING TEAM	FIN	Puhakka Simo	FIN	Tony Kart / Vortex / Bridgestone	10:24.224	13	47.090	3.158	0.301	18.395	14.875	13.820		7
8	197	SCS SRL	ITA	Cunati Simone	ITA	Topkart / Parilla / Bridgestone	10:25.068	13	47.210	4.002	0.844	18.417	14.824	13.969		8
9	168	TONY KART RACING TEAM	ITA	Piccini Alessio	ITA	Tony Kart / Vortex / Bridgestone	10:25.869	13	47.248	4.803	0.801	18.466	14.892	13.890		9
10	138	FORMULA K	ITA	Iglesias Jeremy	ITA	Formula K / Tm / Bridgestone	10:25.988	13	47.037	4.922	0.119	18.367	14.826	13.844		10
11	184	CRG HOLLAND	NLD	Pex Jorrit	NLD	Crg / Tm / Bridgestone	10:28.543	13	47.272	7.477	2.555	18.451	14.913	13.908		11
12	167	BIREL ART RACING	ITA	Lanzeni William	ITA	Birel Art / Tm / Bridgestone	10:28.782	13	47.195	7.716	0.239	18.455	14.826	13.914		12
13	144	MARANELLO KART	ITA	Gonzales Nicolas	ITA	Maranello / Tm / Bridgestone	10:29.434	13	47.406	8.368	0.652	18.563	14.890	13.953		13
14	146	ENERGY CORSE SRL	ITA	Skaras Emil	ITA	Energy / Tm / Bridgestone	10:31.913	13	47.191	10.847	2.479	18.427	14.752	14.012		14
15	179	INTREPID DRIVER PROGRAM	SWE	Nilsson Brandon	SWE	Intrepid / Tm / Bridgestone	10:35.468	13	47.559	14.402	3.555	18.577	15.000	13.982		15
16	170	CRG SPA	ITA	Cebrian Gerard	ITA	Crg / Tm / Bridgestone	10:36.587	13	47.550	15.521	1.119	18.522	15.009	14.019		16
17	136	GACO RACING	NOR	Rismyhr Finn	NOR	Sodikart / Tm / Bridgestone	10:36.701	13	47.473	15.635	0.114	18.540	14.993	13.940		17
18	115	BRM RACING	ITA	Zani Christopher	ITA	Brm / Tm / Bridgestone	10:36.944	13	47.472	15.878	0.243	18.514	15.010	13.948		18
19	153	CRG SPA	ITA	Valenti Marco	ITA	Crg / Tm / Bridgestone	10:37.259	13	47.591	16.193	0.315	18.486	14.992	14.113		19
20	124	MORARDO FABRIZIO	ITA	Morardo Fabrizio	ITA	Srk / Tm / Bridgestone	10:39.127	13	47.561	18.061	1.868	18.555	14.980	14.026		20
21	120	ZANETTI DAVID	GBR	Zanetti Matteo	GBR	Sodikart / Tm / Bridgestone	10:39.459	13	47.587	18.393	0.332	18.591	14.972	14.024		21
22	123	VEVE LUDOVIC	ITA	Loussier Paul	ITA	Sodikart / Tm / Bridgestone	10:41.324	13	47.490	20.258	1.865	18.511	14.926	14.053		22
23	190	ATTIANESE LUCA MARIA	ITA	Attianese Luca	ITA	Dfm / lame / Bridgestone	10:41.701	13	48.133	20.635	0.377	18.814	15.093	14.226		23
24	173	CRG SPA	ITA	Lopez Marc-oriol	ESP	Crg / Tm / Bridgestone	10:42.072	13	48.107	21.006	0.371	18.715	15.084	14.308		24
25	128	SODI RUSSIAN TEAM	RUS	Chayka Sergiy	RUS	Sodikart / Tm / Bridgestone	10:45.677	13	48.252	24.611	3.605	18.861	15.098	14.293		25
26	106	CPB SPORT	ITA	Leuillet Gabin	ITA	Sodikart / Tm / Bridgestone	10:39.348	13	47.557	28.282	3.671	18.556	14.951	14.050	+10.000	26
27	149	KOKOSIOULIS ANNA MARIA	ITA	Munaretto Luca	ITA	Crg / Tm / Bridgestone	10:50.880	13	48.053	29.814	1.532	18.712	15.166	14.175		27
28	132	THOMAS LANDAIS	ITA	Landais Thomas	ITA	Sodikart / Tm / Bridgestone	9:46.914	12	47.390	1 Lap	1 Lap	18.588	14.851	13.951		28
29	126	LA MARTINA VINCENZO	ITA	La Martina Vincenzo Ale	ITA	Crg / Tm / Bridgestone	3:30.620	4	49.698	9 Laps	8 Laps	19.208	15.567	14.923		29
30	135	KOSMIC RACING DEPARTEME	DEN	Rasmussen Oliver	DEN	Kosmic / Vortex / Bridgestone	3.346	0		13 Laps	4 Laps					30
31	178	R&R RACING TEAM	HUN	Ugran Filip	HUN	Birel Art / Tm / Bridgestone	4.469	0		13 Laps	1.123					31

No.106 Leuillet Gabin : Time penalty of 10". According to steward's decision n°64

Leaders : No.181 Lorandi Leonardo (1-13)

Start Time : 17/02 - 10:50:55

Best Lap : No.130 Schmitz Alexander 46.954 92,00 Kph

Weather : Sunny Air : 9°C Track : Dry

Event Record : No.181 Lorandi Leonardo 46.693 92,51 Kph

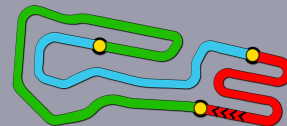


Scan this QR code for live timing



Timing service and charts editing provided by:

Federazione Italiana Cronometristi



KZ2

Qualifying Heats A-E Lap Chart

For information purposes. No official / regulatory value

	1	2	3	4	5	6	7	8	9	10	11	12	13	14	15	16	17	18	19	20	21	22	23	24	25	26	27	28	29	30	31
Grid	181	137	103	130	138	184	162	168	197	167	140	144	146	119	135	132	115	179	170	153	136	106	124	123	149	120	178	190	126	128	173
Start	181	137	130	103	184	138	168	162	197	167	140	119	144	146	132	179	135	115	153	170	106	123	136	124	120	178	190	149	126	128	173
Lap 1	181	137	162	103	140	197	119	168	130	167	144	138	184	132	146	179	170	115	136	153	106	124	123	190	120	173	149	126	128	173	
<i>Interval</i>		1.2	0.5	0.6	0.3	0.3	0.1	0.1	0.3	0.1	0.1	0.1	0.4	0.2	0.3	0.1	0.2	0.3	0.1	0.3	0.2	0.2	0.2	0.4	0.1	0.2	0.3	0.1	0.3	0.1	
Lap 2	181	137	162	103	140	197	119	168	130	144	167	138	132	184	146	179	170	115	153	136	106	124	123	190	120	173	126	128	149		
<i>Interval</i>		1.3	0.6	0.6	0.2	0.3	0.3	0.2	0.3	0.6	0.4	0.2	0.3	0.1	0.6	0.1	0.4	0.1	0.3	0.2	0.3	0.3	0.1	0.5	0.2	0.2	0.8	0.3	0.2		
Lap 3	181	137	162	103	140	197	119	168	130	144	138	184	167	132	146	179	170	115	153	136	106	123	124	190	120	173	126	128	149		
<i>Interval</i>		1.2	0.5	0.5	0.3	0.3	0.2	0.2	0.4	0.8	1.1	0.3	0.3	0.1	0.3	0.3	0.1	0.3	0.1	0.2	0.3	0.4	0.4	0.3	0.2	0.3	1.8	0.2	0.1		
Lap 4	181	137	162	103	140	197	119	168	130	144	138	184	132	167	146	179	170	115	153	136	106	123	124	190	120	173	128	149	173		
<i>Interval</i>		1.2	0.6	0.4	0.4	0.3	0.2	0.5	0.1	1.3	0.6	0.7	0.7	0.1	0.3	0.3	0.3	0.2	0.3	0.2	0.2	0.2	0.4	0.7	0.2	0.6	2.4	0.3	0.6		
Lap 5	181	137	162	103	140	197	119	130	168	144	138	184	167	179	146	170	115	132	136	153	106	123	124	190	120	173	128	149			
<i>Interval</i>		1.3	0.6	0.1	0.4	0.3	0.2	0.8	0.2	1.3	0.1	1.0	1.0	0.9	0.6	0.4	0.0	0.3	0.1	0.3	0.2	0.1	0.4	0.4	0.1	0.7	2.3	1.0			
Lap 6	181	137	103	162	140	119	197	130	168	138	144	184	167	179	146	170	115	132	136	153	123	106	124	190	120	173	128	149			
<i>Interval</i>		1.4	0.7	0.3	0.1	0.6	0.3	0.2	0.4	1.4	0.3	0.8	0.8	1.2	0.3	0.5	0.1	0.4	0.2	0.3	0.8	0.3	0.4	0.2	0.1	0.5	2.5	0.6			
Lap 7	181	137	103	140	162	119	197	130	168	138	144	184	167	179	146	115	170	132	136	153	123	106	124	120	190	173	128	149			
<i>Interval</i>		1.4	0.6	0.6	0.2	0.1	0.4	0.2	0.5	1.1	0.9	0.4	0.8	1.7	0.2	0.7	0.1	0.1	0.2	0.5	0.9	0.2	0.3	0.9	0.3	0.3	2.4	0.5			
Lap 8	181	137	103	140	162	119	130	197	168	138	144	184	167	146	179	132	170	136	115	153	106	123	124	120	190	173	128	149			
<i>Interval</i>		1.5	0.3	0.9	0.2	0.1	0.3	0.3	0.5	0.9	1.3	0.3	0.6	3.2	0.2	0.5	0.1	0.2	0.5	0.3	0.4	0.1	0.2	0.6	1.0	0.1	2.5	0.3			
Lap 9	181	137	103	140	119	130	162	197	168	138	144	184	167	146	179	132	170	136	115	153	106	123	124	120	190	173	149	128			
<i>Interval</i>		1.3	0.2	1.1	0.4	0.2	0.3	0.2	0.4	0.8	1.7	0.1	0.4	3.4	0.3	0.3	0.2	0.6	0.3	0.3	0.2	0.3	0.6	1.6	0.2	2.8	0.3				
Lap 10	181	137	103	140	119	130	162	197	168	138	144	184	167	146	132	179	170	136	115	153	123	106	124	120	190	173	128	149			
<i>Interval</i>		1.3	0.1	1.2	0.2	0.3	0.3	0.3	0.4	0.5	2.1	0.2	0.2	3.4	1.7	0.4	0.3	0.2	0.2	0.1	0.3	0.2	0.2	0.2	2.3	0.2	3.1	0.4			
Lap 11	181	137	103	140	119	130	162	197	168	138	184	167	144	146	132	179	170	136	115	153	123	106	124	120	190	173	128	149			
<i>Interval</i>		1.1	0.2	1.4	0.1	0.3	0.2	0.6	0.3	0.3	2.5	0.4	0.2	2.9	1.9	0.6	0.3	0.2	0.2	0.3	0.2	0.4	0.2	0.3	2.7	0.2	3.2	4.6			
Lap 12	181	137	103	140	119	130	162	197	168	138	184	167	144	146	132	179	170	136	115	153	123	106	124	120	190	173	128	149			
<i>Interval</i>		1.3	0.1	1.2	0.1	0.2	0.3	0.6	0.4	0.2	2.7	0.3	0.5	2.6	2.1	0.8	0.6	0.1	0.1	0.1	0.2	0.5	0.3	0.0	3.2	0.2	3.5	4.3			
Lap 13	181	137	103	140	119	130	162	197	168	138	184	167	144	146	179	170	136	115	153	124	106	120	123	190	173	128	149				
<i>Interval</i>		1.2	0.1	1.0	0.1	0.2	0.3	0.8	0.8	0.1	2.5	0.2	0.6	2.4	3.5	1.1	0.1	0.2	0.3	1.8	0.2	0.1	1.8	0.3	0.3	3.6	5.2				

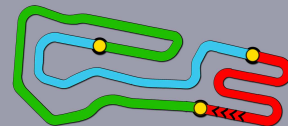


Scan this QR code for live timing



Timing service and charts editing provided by:

Federazione Italiana Cronometristi



KZ2

Qualifying Heats A-E Analysis

For information purposes. No official / regulatory value

Laps	Sector 1	Sector 2	Sector 3	Lap Time
No.103 Irlando Alex				
1	21.211	16.827	14.544	52.582
2	18.917	15.098	14.097	48.112
3	18.659	14.958	13.961	47.578
4	18.540	14.904	13.965	47.409
5	18.506	14.893	13.913	47.312
6	18.480	14.990	13.868	47.338
7	18.484	14.863	13.879	47.226
8	18.381	14.809	13.822	47.012
9	18.366	14.827	13.878	47.071
10	18.369	14.784	13.901	47.054
11	18.412	14.801	13.890	47.103
12	18.406	14.823	14.090	47.319
13	18.563	14.888	13.973	47.424

Laps	Sector 1	Sector 2	Sector 3	Lap Time
No.106 Leuillet Gabin				
1	22.451	16.599	15.911	54.961
2	19.215	15.740	14.462	49.417
3	18.911	15.347	14.150	48.408
4	18.876	15.266	14.125	48.267
5	18.682	15.094	15.067	48.843
6	19.404	15.139	14.284	48.827
7	18.600	15.023	14.062	47.685
8	18.514	15.021	14.325	47.860
9	18.556	14.951	14.050	47.557
10	19.041	15.298	14.176	48.515
11	18.575	15.147	13.992	47.714
12	18.576	15.147	13.991	47.714
13	18.985	16.186	14.565	49.736

Laps	Sector 1	Sector 2	Sector 3	Lap Time
No.115 Zani Christopher				
1	22.309	16.307	15.895	54.511
2	19.025	15.560	14.599	49.184
3	18.887	15.241	14.540	48.668
4	18.981	15.090	14.053	48.124
5	18.656	15.033	14.874	48.563
6	18.672	15.012	13.984	47.668
7	18.582	14.932	14.120	47.634
8	19.241	15.663	14.547	49.451
9	18.721	14.977	13.940	47.638
10	18.619	15.270	14.543	48.432
11	18.514	15.010	13.948	47.472
12	18.518	14.993	14.244	47.755
13	19.029	15.036	14.211	48.276

Laps	Sector 1	Sector 2	Sector 3	Lap Time
No.119 Renaudin Adrien				
1	20.956	16.373	14.920	52.249

Laps	Sector 1	Sector 2	Sector 3	Lap Time
2	18.964	15.129	14.201	48.294
3	18.552	15.072	13.991	47.615
4	18.577	14.931	13.905	47.413
5	18.401	14.880	14.001	47.282
6	18.411	15.059	14.030	47.500
7	18.397	14.831	13.945	47.173
8	18.456	14.863	13.946	47.265
9	18.563	14.838	13.882	47.283
10	18.373	14.808	13.867	47.048
11	18.447	14.847	13.894	47.188
12	18.335	14.896	13.886	47.117
13	18.412	14.798	13.966	47.176

Laps	Sector 1	Sector 2	Sector 3	Lap Time
No.120 Zanetti Matteo				
1	22.672	17.128	15.765	55.565
2	19.374	15.860	14.444	49.678
3	18.999	15.370	14.204	48.573
4	18.862	15.221	14.330	48.413
5	18.812	15.228	14.305	48.345
6	19.082	15.227	14.252	48.561
7	18.786	15.281	14.051	48.118
8	18.571	15.023	14.059	47.653
9	18.672	14.969	14.046	47.687
10	18.628	15.067	14.143	47.838
11	18.586	14.977	14.205	47.768
12	18.591	14.972	14.024	47.587
13	18.842	15.839	14.719	49.400

Laps	Sector 1	Sector 2	Sector 3	Lap Time
No.123 Loussier Paul				
1	22.778	16.619	15.948	55.345
2	19.145	15.666	14.662	49.473
3	18.831	15.362	14.147	48.340
4	18.671	15.251	14.096	48.018
5	18.682	15.088	14.983	48.753
6	19.087	15.183	14.127	48.397
7	18.677	14.962	14.093	47.732
8	18.512	14.992	14.819	48.323
9	18.632	14.961	14.048	47.641
10	18.643	15.258	14.117	48.018
11	18.511	14.926	14.053	47.490
12	18.511	15.023	14.103	47.637
13	19.379	16.162	16.687	52.228

Laps	Sector 1	Sector 2	Sector 3	Lap Time
No.124 Morardo Fabrizio				
1	22.283	16.790	15.900	54.973
2	19.216	15.656	14.691	49.563
3	19.058	15.569	14.265	48.892

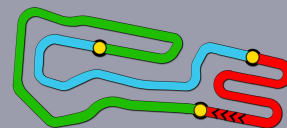
Laps	Sector 1	Sector 2	Sector 3	Lap Time
4	18.713	15.172	14.122	48.007
5	18.667	15.107	14.984	48.758
6	19.012	15.216	14.559	48.787
7	18.555	14.980	14.026	47.561
8	18.560	15.001	14.384	47.945
9	18.623	14.939	14.131	47.693
10	18.540	15.642	14.032	48.214
11	18.533	15.082	14.088	47.703
12	18.558	15.060	14.180	47.798
13	18.788	15.886	14.485	49.159

Laps	Sector 1	Sector 2	Sector 3	Lap Time
No.126 La Martina Vincenzo Alessio				
1	22.692	16.903	16.056	55.651
2	19.622	15.876	14.650	50.148
3	19.208	15.567	14.923	49.698
4	19.469	15.855	14.926	50.250

Laps	Sector 1	Sector 2	Sector 3	Lap Time
No.128 Chayka Sergiy				
1	22.843	17.234	15.715	55.792
2	19.486	15.957	14.699	50.142
3	19.141	15.384	15.055	49.580
4	19.296	15.446	14.268	49.010
5	18.936	15.053	14.334	48.323
6	19.074	15.145	14.316	48.535
7	18.861	15.098	14.293	48.252
8	18.861	15.087	14.311	48.259
9	19.027	15.729	14.323	49.079
10	18.821	15.209	14.326	48.356
11	18.805	15.134	14.371	48.310
12	18.708	15.244	14.423	48.375
13	18.840	15.236	14.496	48.572

Laps	Sector 1	Sector 2	Sector 3	Lap Time
No.130 Schmitz Alexander				
1	22.469	16.379	15.159	54.007
2	18.997	15.220	14.072	48.289
3	18.794	14.982	13.972	47.748
4	18.443	14.967	14.017	47.427
5	18.620	14.902	13.920	47.442
6	18.415	14.943	13.878	47.236
7	18.398	14.892	13.932	47.222
8	18.325	14.784	13.845	46.954
9	18.320	14.954	13.887	47.161
10	18.501	14.784	13.884	47.169
11	18.413	14.834	13.971	47.218
12	18.421	14.734	13.867	47.022
13	18.427	14.795	13.968	47.190





KZ2

Qualifying Heats A-E Analysis

For information purposes. No official / regulatory value

Laps	Sector 1	Sector 2	Sector 3	Lap Time
No.132 Landais Thomas				
1	21.714	16.858	15.276	53.848
2	19.009	15.381	14.402	48.792
3	19.215	15.033	14.719	48.967
4	18.832	14.971	14.120	47.923
5	19.154	15.183	15.959	50.296
6	18.855	14.898	14.005	47.758
7	18.508	14.941	14.001	47.450
8	18.707	15.162	14.314	48.183
9	18.588	14.851	13.951	47.390
10	18.987	15.300	13.980	48.267
11	18.495	14.897	14.023	47.415
12	18.521	14.933	14.025	47.479
No.136 Rismyhr Finn				
1	22.058	16.470	15.738	54.266
2	19.492	15.802	14.378	49.672
3	18.916	15.249	14.222	48.387
4	18.975	15.314	14.070	48.359
5	18.632	15.080	14.833	48.545
6	18.783	15.078	13.967	47.828
7	18.540	14.993	13.940	47.473
8	18.655	15.276	14.386	48.317
9	18.636	14.973	13.920	47.529
10	18.967	15.361	14.506	48.834
11	18.539	14.975	13.990	47.504
12	18.579	14.963	14.301	47.843
13	18.798	15.168	14.238	48.204
No.137 Celenta Francesco				
1	25.095	15.870	14.339	52.957
2	18.795	15.045	14.198	48.038
3	18.583	14.998	14.145	47.726
4	18.505	14.900	14.133	47.538
5	18.467	14.929	14.146	47.542
6	18.477	14.893	14.052	47.422
7	18.482	14.862	13.981	47.325
8	18.424	14.850	13.991	47.265
9	18.375	14.850	13.970	47.195
10	18.401	14.845	13.881	47.127
11	18.364	14.824	13.907	47.095
12	18.433	14.853	14.140	47.426
13	18.525	14.879	13.993	47.397
No.138 Iglesias Jeremý				
1	22.763	16.600	14.778	54.141
2	19.346	15.435	14.327	49.108

Laps	Sector 1	Sector 2	Sector 3	Lap Time
3	18.812	15.230	14.422	48.464
4	18.458	14.858	13.990	47.306
5	18.402	14.850	13.983	47.235
6	18.585	14.816	13.964	47.365
7	18.350	14.812	13.928	47.090
8	18.383	14.860	13.854	47.097
9	18.405	14.818	13.948	47.171
10	18.367	14.826	13.844	47.037
11	18.374	14.781	13.924	47.079
12	18.367	14.798	13.927	47.092
13	18.415	15.168	14.020	47.603
No.140 Chubarov Ivan				
1	20.945	16.394	14.668	52.007
2	18.835	15.099	14.138	48.072
3	18.629	14.998	14.052	47.679
4	18.509	14.937	14.013	47.459
5	18.446	14.895	13.973	47.314
6	18.462	14.910	14.038	47.410
7	18.508	14.902	13.987	47.397
8	18.464	14.836	13.995	47.295
9	18.414	14.868	13.965	47.247
10	18.469	14.790	13.972	47.231
11	18.440	14.857	13.934	47.231
12	18.391	14.845	13.902	47.138
13	18.441	14.823	13.923	47.187
No.144 Gonzales Nicolas				
1	21.585	16.563	14.986	53.134
2	19.127	15.279	14.179	48.585
3	18.795	15.120	14.070	47.985
4	18.723	15.043	14.070	47.836
5	18.666	15.048	14.026	47.740
6	18.805	14.997	14.060	47.862
7	18.602	14.960	14.066	47.628
8	18.619	14.898	13.973	47.490
9	18.563	14.995	13.999	47.557
10	18.562	14.913	13.969	47.444
11	18.777	15.011	14.403	48.191
12	18.631	14.918	13.958	47.507
13	18.563	14.890	13.953	47.406
No.146 Skaras Emil				
1	21.926	16.832	15.429	54.187
2	19.132	15.327	14.781	49.240
3	18.702	15.002	14.863	48.567
4	18.991	15.059	13.999	48.049

Laps	Sector 1	Sector 2	Sector 3	Lap Time
5	18.795	14.986	15.178	48.959
6	18.570	14.835	14.017	47.422
7	18.604	14.912	14.093	47.609
8	18.706	15.649	14.105	48.460
9	18.549	14.841	14.012	47.402
10	18.441	14.776	14.031	47.248
11	18.433	14.801	13.996	47.230
12	18.462	14.772	13.997	47.231
13	18.427	14.752	14.012	47.191
No.149 Munaretto Luca				
1	22.813	17.362	15.544	55.719
2	19.861	16.294	14.723	50.878
3	19.150	15.601	14.767	49.518
4	19.316	15.675	14.264	49.255
5	19.315	15.385	14.302	49.002
6	18.770	15.140	14.235	48.145
7	18.746	15.140	14.218	48.104
8	18.712	15.166	14.175	48.053
9	18.785	15.443	14.140	48.368
10	19.626	15.335	14.212	49.173
11	21.844	16.397	14.267	52.508
12	18.736	15.214	14.171	48.121
13	19.808	15.347	14.236	49.391
No.153 Valenti Marco				
1	22.380	16.630	15.812	54.822
2	19.163	15.502	14.393	49.058
3	18.795	15.231	14.404	48.430
4	19.077	15.203	14.084	48.364
5	18.649	15.092	15.344	49.085
6	18.769	15.078	14.040	47.887
7	18.603	15.066	14.021	47.690
8	18.508	15.362	14.757	48.627
9	18.587	15.014	14.048	47.649
10	18.613	15.094	14.584	48.291
11	18.570	15.054	13.981	47.605
12	18.486	14.992	14.113	47.591
13	19.384	15.103	13.946	48.433
No.162 Puhakka Simo				
1	20.882	16.248	14.313	51.443
2	18.813	15.210	14.092	48.115
3	18.563	15.091	14.014	47.668
4	18.596	15.032	13.973	47.601
5	18.617	14.998	13.916	47.531
6	18.512	15.341	13.972	47.825

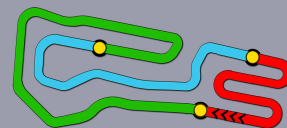


Scan this QR code for live timing



Timing service and charts editing provided by:

Federazione Italiana Cronometristi



KZ2

Qualifying Heats A-E Analysis

For information purposes. No official / regulatory value

Laps	Sector 1	Sector 2	Sector 3	Lap Time
7	18.496	15.264	14.036	47.796
8	18.478	14.920	13.899	47.297
9	19.009	15.040	13.932	47.981
10	18.469	14.882	13.822	47.173
11	18.395	14.875	13.820	47.090
12	18.415	14.855	13.910	47.180
13	18.449	14.860	13.810	47.119

No.167 Lanzeni William

1	21.798	16.355	15.181	53.334
2	19.512	15.416	14.280	49.208
3	18.957	15.236	15.199	49.392
4	19.291	14.938	13.982	48.211
5	18.836	14.911	13.979	47.726
6	18.521	14.861	13.943	47.325
7	18.450	14.812	13.957	47.219
8	18.497	14.803	13.920	47.220
9	18.455	14.826	13.914	47.195
10	18.520	14.834	13.932	47.286
11	18.552	14.894	13.989	47.435
12	18.515	14.825	13.902	47.242
13	18.457	14.842	13.990	47.289

No.168 Piccini Alessio

1	21.802	16.496	14.868	53.166
2	19.004	15.116	14.218	48.338
3	18.648	15.052	13.964	47.664
4	18.702	14.960	14.019	47.681
5	18.858	15.029	13.972	47.859
6	18.489	14.956	13.951	47.396
7	18.482	14.902	13.971	47.355
8	18.478	14.893	13.919	47.290
9	18.457	14.932	13.913	47.302
10	18.526	14.919	13.877	47.322
11	18.466	14.892	13.890	47.248
12	18.460	14.918	13.877	47.255
13	18.501	15.146	14.039	47.686

No.170 Cebrian Gerard

1	21.788	16.507	15.703	53.998
2	19.196	15.596	14.627	49.419
3	18.729	15.115	14.626	48.470
4	19.051	15.121	14.061	48.233
5	18.671	15.034	14.972	48.677
6	18.612	14.917	14.035	47.564
7	18.557	14.956	14.434	47.947
8	18.672	15.414	14.424	48.510

Laps	Sector 1	Sector 2	Sector 3	Lap Time
9	18.644	14.939	13.975	47.558
10	19.001	15.647	14.123	48.771
11	18.522	15.009	14.019	47.550
12	18.549	14.986	14.410	47.945
13	18.739	15.185	14.291	48.215

No.173 Lopez Marc-oriol

1	22.328	16.764	15.563	54.655
2	19.366	15.905	14.462	49.733
3	19.022	15.293	14.376	48.691
4	18.984	15.321	14.364	48.669
5	18.889	15.229	14.357	48.475
6	18.852	15.168	14.275	48.295
7	18.708	15.226	14.396	48.330
8	18.718	15.189	14.278	48.185
9	18.952	15.169	14.272	48.393
10	18.773	15.413	14.302	48.488
11	18.740	15.128	14.280	48.148
12	18.715	15.084	14.308	48.107
13	18.990	15.198	14.315	48.503

No.179 Nilsson Brandon

1	22.127	16.642	15.515	54.284
2	19.335	15.521	14.403	49.259
3	18.897	15.155	14.648	48.700
4	18.961	15.115	14.027	48.103
5	18.638	15.166	14.153	47.957
6	18.567	15.033	14.049	47.649
7	18.731	14.989	14.035	47.755
8	18.874	15.830	14.224	48.928
9	18.577	15.000	13.982	47.559
10	19.228	15.776	14.091	49.095
11	18.599	15.024	13.993	47.616
12	18.557	15.033	14.039	47.629
13	18.628	15.024	14.085	47.737

No.181 Lorandi Leonardo

1	52.613	15.342	14.281	51.772
2	18.727	15.111	14.136	47.974
3	18.703	15.000	14.122	47.825
4	18.543	14.955	14.001	47.499
5	18.604	14.854	14.028	47.486
6	18.504	14.853	13.949	47.306
7	18.534	14.823	13.984	47.341
8	18.465	14.798	13.927	47.190
9	18.562	14.831	13.947	47.340
10	18.484	14.781	13.942	47.207

Laps	Sector 1	Sector 2	Sector 3	Lap Time
11	18.464	14.830	13.949	47.243
12	18.424	14.853	13.961	47.238
13	18.544	14.905	13.994	47.443

No.184 Pex Jorrit

1	22.388	16.656	15.689	54.733
2	19.116	15.460	14.551	49.127
3	18.897	15.106	14.419	48.422
4	18.657	14.953	14.037	47.647
5	18.582	14.967	14.017	47.566
6	18.514	14.973	14.008	47.495
7	18.451	14.913	13.908	47.272
8	18.486	14.907	13.974	47.367
9	18.506	14.918	13.983	47.407
10	18.600	14.928	13.942	47.470
11	18.451	14.989	13.854	47.294
12	18.473	14.919	13.903	47.295
13	18.542	14.973	13.906	47.421

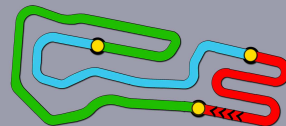
No.190 Attianese Luca

1	22.230	17.047	15.881	55.158
2	19.435	15.646	14.503	49.584
3	19.014	15.230	14.328	48.572
4	18.839	15.277	14.265	48.381
5	18.893	15.169	14.372	48.434
6	18.918	15.181	14.493	48.592
7	18.850	15.435	14.309	48.594
8	18.864	15.228	14.298	48.390
9	18.872	15.170	14.235	48.277
10	18.836	15.351	14.302	48.489
11	18.802	15.153	14.182	48.137
12	18.814	15.093	14.226	48.133
13	18.873	15.192	14.324	48.389

No.197 Cunati Simone

1	21.297	16.263	14.984	52.544
2	18.838	15.063	14.145	48.046
3	18.683	15.025	14.034	47.742
4	18.560	14.906	13.962	47.428
5	18.446	14.945	13.914	47.305
6	18.456	15.413	14.160	48.029
7	18.469	14.886	13.896	47.251
8	18.669	14.952	13.904	47.525
9	18.446	14.947	14.046	47.439
10	18.487	14.863	13.910	47.260
11	18.610	14.881	13.862	47.353
12	18.417	14.824	13.969	47.210





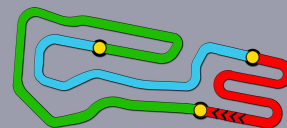
KZ2

Qualifying Heats A-E Analysis

For information purposes. No official / regulatory value

Laps	Sector 1	Sector 2	Sector 3	Lap Time
13	18.453	14.884	13.964	47.301





KZ2

Qualifying Heats A-E Starting Grid

Document 31.1 OFFICIAL

				16	173 Lopez Marc-oriol Crg / Tm / Bridgestone	
128	Chayka Sergiy Sodikart / Tm / Bridgestone			15	126 La Martina Vincenzo Alessio Crg / Tm / Bridgestone	
190	Attianese Luca Dfm / lame / Bridgestone			14	178 Ugran Filip Birel Art / Tm / Bridgestone	
120	Zanetti Matteo Sodikart / Tm / Bridgestone			13	149 Munaretto Luca Crg / Tm / Bridgestone	
123	Loussier Paul Sodikart / Tm / Bridgestone		103 Points	12	124 Morardo Fabrizio Srk / Tm / Bridgestone	
106	Leuillet Gabin Sodikart / Tm / Bridgestone		113 Points	11	136 Rismyhr Finn Sodikart / Tm / Bridgestone	
153	Valenti Marco Crg / Tm / Bridgestone		131 Points	10	170 Cebrian Gerard Crg / Tm / Bridgestone	
179	Nilsson Brandon Intrepid / Tm / Bridgestone		127 Points	9	115 Zani Cristopher Brm / Tm / Bridgestone	
132	Landais Thomas Sodikart / Tm / Bridgestone		131 Points	8	135 Rasmussen Oliver Kosmic / Vortex / Bridgestone	
119	Renaudin Adrien Sodikart / Tm / Bridgestone		55 Points	7	146 Skaras Emil Energy / Tm / Bridgestone	
144	Gonzales Nicolas Maranello / Tm / Bridgestone		56 Points	6	140 Chubarov Ivan Crocpromotion / Tm / Bridgestone	
167	Lanzeni William Birel Art / Tm / Bridgestone		106 Points	5	197 Cunati Simone Topkart / Parilla / Bridgestone	
168	Piccini Alessio Tony Kart / Vortex / Bridgestone		34 Points	4	162 Puhakka Simo Tony Kart / Vortex / Bridgestone	
184	Pex Jorrit Crg / Tm / Bridgestone		23 Points	3	138 Iglesias Jeremy Formula K / Tm / Bridgestone	
130	Schmitz Alexander Tony Kart / Vortex / Bridgestone		51 Points	2	103 Irlando Alex Sodikart / Tm / Bridgestone	
137	Celenta Francesco Praga / Tm / Bridgestone		24 Points	1	181 Lorandi Leonardo Tony Kart / Tm / Bridgestone	

POLE POSITION



Start : 17/02 - 10:45 13 Laps = 15,600 Km

23° WINTER CUP (ITA) 15-18/02/2018

FICR

Page 1 / 1

Apex Timing

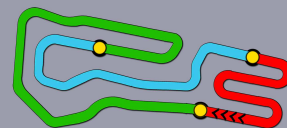


Scan this QR code for live timing



Timing service and charts editing provided by:

**Federazione Italiana
Cronometristi**



Qualifying Heats B-C

Document 49.1 OFFICIAL

KZ2 DEF. RESULTS

Rnk	No.	Entrant	Nat E.	Driver	Nat D.	Equipment	Time	Laps	Best Lap	Gap	Interv.	Sector 1	Sector 2	Sector 3	Penalty	Points
1	186	BABY RACE DRIVER ACADEMY	ITA	Lorandi Alessio	ITA	Parolin / Tm / Bridgestone	10:20.817	13	47.153			18.494	14.794	13.865		0
2	101	CRG SPA	ITA	De Conto Paolo	ITA	Crg / Tm / Bridgestone	10:21.025	13	47.124	0.208	0.208	18.449	14.782	13.893		2
3	102	SODIKART	ITA	Abbase Anthony	ITA	Sodikart / Tm / Bridgestone	10:21.266	13	47.035	0.449	0.241	18.350	14.773	13.912		3
4	110	CPB SPORT	ITA	Baciuska Rokas	LTU	Sodikart / Tm / Bridgestone	10:21.640	13	47.108	0.823	0.374	18.430	14.771	13.907		4
5	166	BIREL ART RACING	ITA	Longhi Riccardo	ITA	Birel Art / Tm / Bridgestone	10:22.867	13	47.061	2.050	1.227	18.411	14.899	13.751		5
6	199	KR MOTORSPORT	SWE	Torsellini Mirko	ITA	Kr / Parilla / Bridgestone	10:24.279	13	47.375	3.462	1.412	18.535	14.904	13.936		6
7	150	CRG SPA	ITA	Luyet Jean	CHE	Crg / Tm / Bridgestone	10:24.704	13	47.289	3.887	0.425	18.474	14.898	13.917		7
8	131	NUOVA 3M SRL	ITA	Dale Andrea	ITA	Crg / Tm / Bridgestone	10:25.642	13	47.188	4.825	0.938	18.433	14.812	13.943		8
9	111	BURAN ALESSANDRO	ITA	Buran Alessandro	ITA	Pcr / Tm / Bridgestone	10:25.737	13	47.229	4.920	0.095	18.418	14.837	13.974		9
10	154	CRG SPA	ITA	Denner Emilien	ITA	Kalikart / Tm / Bridgestone	10:27.220	13	47.374	6.403	1.483	18.491	14.851	14.032		10
11	105	PETIT HUBERT	ITA	Petit Hubert	FRA	Sodikart / Tm / Bridgestone	10:29.166	13	47.370	8.349	1.946	18.444	14.870	14.056		11
12	158	KK1	HRV	Habulin Kristijan	HRV	Tb Kart / Tm / Bridgestone	10:30.776	13	47.515	9.959	1.610	18.587	14.939	13.989		12
13	183	CRG HOLLAND	NLD	Varhaug Pal	NOR	Crg / Tm / Bridgestone	10:30.867	13	47.431	10.050	0.091	18.517	14.926	13.988		13
14	127	DR SRL	ITA	Paul Maximilian	DEU	Dr / Modena / Bridgestone	10:31.446	13	47.350	10.629	0.579	18.510	14.870	13.970		14
15	109	CPB SPORT	ITA	Lay Gillian	FRA	Sodikart / Tm / Bridgestone	10:32.943	13	47.553	12.126	1.497	18.562	14.938	14.053		15
16	172	WARD RACING	SWE	Dzitievi Yuri	SWE	Tony Kart / Tm / Bridgestone	10:36.729	13	47.281	15.912	3.786	18.528	14.853	13.900		16
17	134	KOSMIC RACING DEPARTEMENT	SWE	Bengtsson Axel	SWE	Kosmic / Vortex / Bridgestone	10:36.928	13	47.496	16.111	0.199	18.497	14.971	14.028		17
18	165	BIREL ART RACING	ITA	Dahlberg Alexander	SWE	Birel Art / Tm / Bridgestone	10:27.485	13	47.246	16.668	0.557	18.410	14.859	13.977	+10.000	18
19	198	CRG SPA	ITA	Forne Tomas Toni	ESP	Crg / Tm / Bridgestone	10:38.609	13	47.783	17.792	1.124	18.605	15.061	14.117		19
20	118	BRM RACING	ITA	Rossini Nicola	ITA	Brm / Tm / Bridgestone	10:40.496	13	47.896	19.679	1.887	18.721	14.998	14.177		20
21	107	CPB SPORT	ITA	Nomblot Jean	FRA	Sodikart / Tm / Bridgestone	10:41.649	13	47.829	20.832	1.153	18.604	15.045	14.180		21
22	121	ARNAUD JEAN	FRA	Arnaud Hugo	FRA	Sodikart / lame / Bridgestone	10:44.729	13	47.592	23.912	3.080	18.614	14.929	14.049		22
23	122	BERNER KART RACING CLUB	CHE	Von Lerber Isabelle	CHE	Swiss Hutless / Tm / Bridgestone	10:37.746	13	47.776	26.929	3.017	18.639	15.064	14.073	+10.000	23
24	133	MK RACING	GBR	Gemmill Oliver	GBR	Tony Kart / Vortex / Bridgestone	10:49.205	13	48.575	28.388	1.459	18.950	15.315	14.310		24
25	161	MARANELLO KART	ITA	Camplese Lorenzo	ITA	Maranello / Tm / Bridgestone	10:46.700	13	47.277	45.883	17.495	18.500	14.852	13.925	+20.000	25
26	116	BRM RACING	ITA	Mascialino Federico	ITA	Brm / Tm / Bridgestone	7:25.216	9	47.808	4 Laps	4 Laps	18.710	14.984	14.114		26
27	129	SODI RUSSIAN TEAM	RUS	Efrosinin Georgii	RUS	Sodikart / Tm / Bridgestone	5:48.825	7	47.829	6 Laps	2 Laps	18.681	15.020	14.128		27
28	104	CPB SPORT	ITA	Leuillet Tom	FRA	Sodikart / Tm / Bridgestone	4:55.622	6	47.371	7 Laps	1 Lap	18.540	14.859	13.972		28
29	112	LION KART FACTORY RACING	NLD	Lammers Bas	NLD	Lion Kart / Tm / Bridgestone	3:35.180	4	49.160	9 Laps	2 Laps	18.934	15.423	14.803		29
30	194	RENDA MOTORSPORT	ITA	De Vecchi Stefano	ITA	Fk / Vortex / Bridgestone	2:34.789	3	48.317	10 Laps	1 Lap	18.738	15.399	14.180		30
31	113	ZANCHI MOTORSPORT	ITA	Zanchi Matteo	ITA	Tony Kart / Tm / Bridgestone	2:35.074	3	48.334	10 Laps	0.285	18.678	15.564	14.092		31
32	108	CPB SPORT	ITA	Valente Enzo	ITA	Sodikart / Tm / Bridgestone	2:35.388	3	48.393	10 Laps	0.314	18.851	15.386	14.156		32

No.165 Dahlberg Alexander : Time penalty of 10". According to steward's decision n°60

No.122 Von Lerber Isabelle : Time penalty of 10". According to steward's decision n°61

No.161 Camplese Lorenzo : Time penalty of 10". According to steward's decision n°59

No.161 Camplese Lorenzo : Time penalty of 10". According to steward's decision n°63

Leaders : No.186 Lorandi Alessio (1-13)

Start Time : 17/02 - 10:25:45

Best Lap : No.102 Abbase Anthony 47.035 91,84 Kph

Weather : Sunny Air : 9°C Track : Dry

Event Record : No.181 Lorandi Leonardo 46.693 92,51 Kph

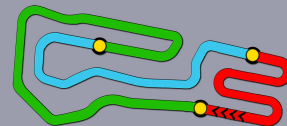


Scan this QR code for live timing



Timing service and charts editing provided by:

Federazione Italiana Cronometristi



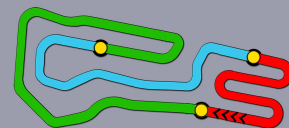
KZ2

Qualifying Heats B-C Lap Chart

For information purposes. No official / regulatory value

	1	2	3	4	5	6	7	8	9	10	11	12	13	14	15	16	17	18	19	20	21	22	23	24	25	26	27	28	29	30	31	32
Grid	186	166	102	101	199	110	131	150	154	161	111	104	165	112	108	105	127	194	113	172	134	183	158	121	109	116	107	122	129	198	133	118
Start	186	166	101	102	199	110	150	131	161	154	104	111	112	165	105	108	194	127	113	172	158	183	116	109	134	198	122	129	121	107	118	133
Lap 1 Interval	186	101	102	110	199	150	131	166	111	165	154	105	161	104	183	158	112	127	194	113	108	109	116	129	134	122	198	133	118	172	107	121
Lap 2	186	101	102	110	199	150	166	111	131	165	154	161	104	105	183	158	112	127	194	113	108	109	116	129	122	198	133	118	172	134	107	121
Lap 3	186	101	102	110	199	150	166	111	131	165	154	161	104	105	158	183	194	113	108	112	127	109	116	129	122	198	118	172	134	133	107	121
Lap 4	186	101	102	110	199	150	166	111	131	165	154	161	104	105	158	183	127	109	129	116	122	198	172	118	134	133	107	121	112			
Lap 5	186	101	102	110	199	150	166	111	131	165	154	161	104	105	158	183	127	109	129	116	122	198	172	134	118	107	133	121				
Lap 6	186	102	101	110	199	150	166	111	131	165	154	161	104	105	158	183	127	109	129	116	122	198	172	134	118	107	133	121				
Lap 7	186	101	102	110	199	150	166	111	131	154	165	105	158	183	127	109	127	116	122	172	134	198	118	107	133	121	161					
Lap 8	186	101	102	110	199	150	166	111	131	154	165	105	158	183	127	109	116	122	172	134	198	118	107	133	121	161						
Lap 9	186	101	102	110	199	150	166	111	131	154	165	105	158	183	127	109	116	122	172	134	198	118	107	121	133	161						
Lap 10	186	101	102	110	199	166	150	111	131	154	165	105	158	183	127	109	172	122	134	198	118	107	121	133	161							
Lap 11	186	101	102	110	166	199	150	111	131	154	165	105	158	183	127	109	172	134	122	198	118	107	121	133	161							
Lap 12	186	101	102	110	166	199	150	131	111	154	165	105	158	183	127	109	172	134	122	198	118	107	121	161	133							
Lap 13	186	101	102	110	166	199	150	131	111	154	165	105	158	183	127	109	172	134	122	198	118	107	121	161	133							





KZ2

Qualifying Heats B-C Analysis

For information purposes. No official / regulatory value

Laps	Sector 1	Sector 2	Sector 3	Lap Time	Laps	Sector 1	Sector 2	Sector 3	Lap Time	Laps	Sector 1	Sector 2	Sector 3	Lap Time
2	18.935	15.557	14.707	49.199										
3	18.999	15.170	14.201	48.370										
4	18.753	15.070	14.058	47.881										
5	18.632	15.021	14.077	47.730										
6	18.690	15.033	14.047	47.770										
7	18.654	14.988	14.002	47.644										
8	18.650	14.954	13.997	47.601										
9	18.654	14.948	13.977	47.579										
10	18.615	14.945	13.973	47.533										
11	18.581	14.946	14.018	47.545										
12	18.587	14.939	13.989	47.515										
13	18.594	14.977	14.109	47.680										
4	18.598	14.981	13.928	47.507										
5	18.459	14.957	13.870	47.286										
6	18.457	14.874	13.858	47.189										
7	18.546	14.873	13.821	47.240										
8	18.421	14.879	13.841	47.141										
9	18.442	14.901	13.824	47.167										
10	18.594	14.890	13.917	47.401										
11	18.523	14.863	13.813	47.199										
12	18.411	14.899	13.751	47.061										
13	18.451	14.930	13.809	47.190										
6	18.564	14.900	14.003	47.467										
7	18.694	14.774	13.917	47.385										
8	18.524	14.796	13.915	47.235										
9	18.453	14.800	13.926	47.179										
10	18.449	14.812	13.968	47.229										
11	18.494	14.794	13.865	47.153										
12	18.458	14.835	13.963	47.256										
13	18.418	14.876	13.996	47.290										
No.161 Complese Lorenzo														
1	22.425	16.003	15.028	53.456										
2	18.941	15.473	14.154	48.568										
3	18.680	14.994	14.003	47.677										
4	18.540	14.920	14.043	47.503										
5	18.530	14.920	13.974	47.424										
6	18.545	14.897	14.000	47.442										
7	18.528	15.738	32.463	1:06.729										
8	19.194	15.179	14.042	48.415										
9	18.558	14.964	13.993	47.515										
10	18.544	14.902	13.949	47.395										
11	18.540	14.841	13.932	47.313										
12	18.512	14.895	13.927	47.334										
13	18.500	14.852	13.925	47.277										
No.162 Dzitiev Yuri														
1	22.357	18.238	16.386	56.981										
2	19.608	15.677	14.585	49.870										
3	18.917	15.591	14.309	48.817										
4	18.693	15.202	14.153	48.048										
5	18.717	14.964	14.121	47.802										
6	18.584	14.944	14.412	47.940										
7	18.618	14.962	14.402	47.982										
8	18.528	14.853	13.900	47.281										
9	18.509	14.886	14.002	47.397										
10	18.631	15.105	14.068	47.804										
11	18.621	14.931	14.070	47.622										
12	18.660	14.875	14.014	47.549										
13	18.643	15.079	14.139	47.861										
No.163 Varhaug Pal														
1	21.319	16.272	14.735	52.326										
2	18.963	15.571	14.658	49.192										
3	19.282	15.339	14.219	48.840										
4	18.897	15.310	14.161	48.368										
5	18.696	15.048	14.097	47.841										
6	18.589	14.981	13.990	47.560										
7	18.517	14.926	13.988	47.431										
8	18.598	15.005	13.974	47.577										
9	18.599	14.924	13.993	47.516										
10	18.552	14.918	13.999	47.469										
11	18.500	14.949	14.077	47.526										
12	18.528	14.902	14.076	47.506										
13	18.518	14.919	14.054	47.491										
No.164 De Vecchi Stefano														
1	22.212	16.895	14.839	53.946										
2	19.035	15.322	14.699	49.056										
3	18.738	15.399	14.180	48.317										
No.165 Dahlberg Alexander														
1	21.142	16.259	14.568	51.969										
2	18.805	15.133	14.196	48.134										
3	18.802	15.102	14.188	48.092										
4	18.632	14.990	14.099	47.721										
5	18.527	14.937	14.071	47.535										
6	18.686	14.976	14.075	47.737										
7	19.073	15.463	13.997	48.533										
8	18.574	14.949	14.049	47.572										
9	18.582	14.924	14.042	47.548										
10	18.499	14.931	13.998	47.428										
11	18.410	14.859	13.977	47.246										
12	18.437	14.919	14.027	47.383										
13	18.506	14.826	14.118	47.450										
No.166 Longhi Riccardo														
1	59.361	15.767	14.503	53.723										
2	18.866	15.139	14.414	48.419										
3	18.671	15.062	13.956	47.689										
No.167 Forne Tomas Toni														
1	21.765	17.288	16.444	55.497										
2	19.308	15.631	14.399	49.338										
3	19.006	15.380	14.397	48.783										
4	18.895	15.352	14.262	48.509										
5	18.801	15.168	14.183	48.152										
6	18.746	15.169	14.359	48.274										
7	18.661	15.073	14.810	48.544										
8	18.636	15.143	14.111	47.890										
9	18.605	15.061	14.117	47.783										
10	18.636	15.019	14.180	47.835										
11	18.643	15.097	14.083	47.823										
12	18.668	15.060	14.123	47.851										
13	18.674	15.108	14.134	47.916										
No.168 Lorandi Alessio														
1	44.545	15.307	14.281	51.239										
2	18.888	15.056	14.156	48.100										
3	18.681	14.986	14.091	47.758										
4	18.590	14.935	14.010	47.535										
5	18.557	14.903	14.017	47.477										
No.169 Torsellini Mirko														
1	21.326	15.353	14.191	50.870										
2	18.658	15.064	14.239	47.961										
3	18.572	15.000	14.113	47.685										
4	18.527	14.972	14.052	47.551										
5	18.490	15.119	14.049	47.658										
6	18.600	14.954	13.983	47.537										
7	18.535	14.904	13.936	47.375										
8	18.583	14.869	13.944	47.396										
9	18.560	14.872	13.989	47.421										
10	18.749	14.895	13.963	47.607										
11	18.893	14.858	13.962	47.713										
12	18.566	14.933	14.003	47.502										
13	18.785	14.995	14.030	47.810										

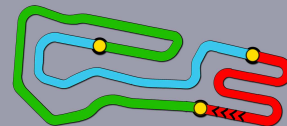


Scan this QR code for live timing



Timing service and charts editing provided by:

**Federazione Italiana
Cronometristi**



KZ2

Qualifying Heats B-C Starting Grid

Document 30.1 OFFICIAL

118	Rossini Nicola Brm / Tm / Bridgestone			16	Gemmill Oliver Tony Kart / Vortex / Bridgestone	
198	Forne Tomas Toni Crg / Tm / Bridgestone			15	Efrosinin Georgii Sodikart / Tm / Bridgestone	
122	Von Lerber Isabelle Swiss Hutless / Tm / Bridgestone			14	Nomblot Jean Sodikart / Tm / Bridgestone	
116	Mascialino Federico Brm / Tm / Bridgestone			13	Lay Gillian Sodikart / Tm / Bridgestone	
121	Arnaud Hugo Sodikart / lame / Bridgestone		130 Points	12	Habulin Kristijan Tb Kart / Tm / Bridgestone	
183	Varhaug Pal Crg / Tm / Bridgestone		135 Points	11	Bengtsson Axel Kosmic / Vortex / Bridgestone	
172	Dzitiev Yuri Tony Kart / Tm / Bridgestone		108 Points	10	Zanchi Matteo Tony Kart / Tm / Bridgestone	
194	De Vecchi Stefano Fk / Vortex / Bridgestone		117 Points	9	Paul Maximilian Dr / Modena / Bridgestone	
105	Petit Hubert Sodikart / Tm / Bridgestone		76 Points	8	Valente Enzo Sodikart / Tm / Bridgestone	
112	Lammers Bas Lion Kart / Tm / Bridgestone		104 Points	7	Dahlberg Alexander Birel Art / Tm / Bridgestone	
104	Leuillet Tom Sodikart / Tm / Bridgestone		120 Points	6	Buran Alessandro Pcr / Tm / Bridgestone	
161	Camplese Lorenzo Maranello / Tm / Bridgestone		136 Points	5	Denner Emilien Kalikart / Tm / Bridgestone	
150	Luyet Jean Crg / Tm / Bridgestone		45 Points	4	Dale Andrea Crg / Tm / Bridgestone	
110	Baciuska Rokas Sodikart / Tm / Bridgestone		70 Points	3	Torsellini Mirko Kr / Parilla / Bridgestone	
101	De Conto Paolo Crg / Tm / Bridgestone		86 Points	2	Abbase Anthony Sodikart / Tm / Bridgestone	
166	Longhi Riccardo Birel Art / Tm / Bridgestone		24 Points	1	Lorandi Alessio Parolin / Tm / Bridgestone	

POLE POSITION



Start : 17/02 - 10:25 13 Laps = 15,600 Km

23° WINTER CUP (ITA) 15-18/02/2018

FICR

Page 1 / 1

Apex Timing

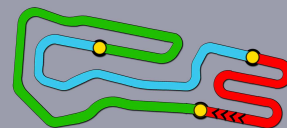


Scan this QR code for live timing



Timing service and charts editing provided by:

**Federazione Italiana
Cronometristi**



Qualifying Heats B-F

Document 45.1 OFFICIAL

KZ2 DEF. RESULTS

Rnk	No.	Entrant	Nat E.	Driver	Nat D.	Equipment	Time	Laps	Best Lap	Gap	Interv.	Sector 1	Sector 2	Sector 3	Points
1	186	BABY RACE DRIVER ACADEMY	ITA	Lorandi Alessio	ITA	Parolin / Tm / Bridgestone	10:24.464	13	47.209			18.450	14.856	13.903	0
2	187	SRP RACING TEAM	DEU	Federer Fabian	ITA	Crg / Tm / Bridgestone	10:24.809	13	47.318	0.345	0.345	18.444	14.911	13.963	2
3	141	CROCPROMOTION SRL	ITA	Hanley Benjamin	GBR	Drago Corse / Tm / Bridgestone	10:25.115	13	47.150	0.651	0.306	18.411	14.846	13.893	3
4	102	SODIKART	ITA	Abbase Anthony	ITA	Sodikart / Tm / Bridgestone	10:25.271	13	47.164	0.807	0.156	18.441	14.837	13.886	4
5	185	CRG HOLLAND	NLD	Pex Stan	NLD	Crg / Tm / Bridgestone	10:25.961	13	47.242	1.497	0.690	18.465	14.892	13.885	5
6	199	KR MOTORSPORT	SWE	Torsellini Mirko	ITA	Kr / Parilla / Bridgestone	10:26.250	13	47.234	1.786	0.289	18.472	14.810	13.952	6
7	131	NUOVA 3M SRL	ITA	Dale Andrea	ITA	Crg / Tm / Bridgestone	10:26.441	13	47.216	1.977	0.191	18.521	14.847	13.848	7
8	154	CRG SPA	ITA	Denner Emilien	ITA	Kalikart / Tm / Bridgestone	10:26.860	13	47.268	2.396	0.419	18.462	14.863	13.943	8
9	111	BURAN ALESSANDRO	ITA	Buran Alessandro	ITA	Pcr / Tm / Bridgestone	10:27.133	13	47.221	2.669	0.273	18.428	14.820	13.973	9
10	139	CROCPROMOTION SRL	ITA	Zavrilov Klim	ITA	Crocpromotion / Tm / Bridgestone	10:27.446	13	47.289	2.982	0.313	18.486	14.812	13.991	10
11	113	ZANCHI MOTORSPORT	ITA	Zanchi Matteo	ITA	Tony Kart / Tm / Bridgestone	10:27.978	13	47.276	3.514	0.532	18.499	14.801	13.976	11
12	127	DR SRL	ITA	Paul Maximilian	ITA	Dr / Modena / Bridgestone	10:28.854	13	47.307	4.390	0.876	18.494	14.848	13.965	12
13	145	ENERGY CORSE SRL	ITA	Fife Joshua	AUS	Energy / Tm / Bridgestone	10:28.920	13	47.276	4.456	0.066	18.466	14.855	13.955	13
14	158	KK1	HRV	Habulin Kristijan	HRV	Tb Kart / Tm / Bridgestone	10:29.725	13	47.306	5.261	0.805	18.456	14.938	13.912	14
15	189	DR SRL	ITA	Vasile Daniel	ITA	Dr / Modena Engines / Bridgestone	10:30.555	13	47.345	6.091	0.830	18.520	14.784	14.041	15
16	165	BIREL ART RACING	ITA	Dahlberg Alexander	ITA	Birel Art / Tm / Bridgestone	10:31.022	13	47.254	6.558	0.467	18.550	14.824	13.880	16
17	177	TONY KART RACING TEAM	ITA	Fuoco Antonio	ITA	Tony Kart / Vortex / Bridgestone	10:31.361	13	47.301	6.897	0.339	18.529	14.806	13.966	17
18	134	KOSMIC RACING DEPARTEMENT	SWE	Bengtsson Axel	SWE	Kosmic / Vortex / Bridgestone	10:31.731	13	47.358	7.267	0.370	18.461	14.908	13.989	18
19	97	CRG SPA	ITA	Rosina Michael	ITA	Crg / Tm / Bridgestone	10:32.315	13	47.203	7.851	0.584	18.475	14.780	13.948	19
20	147	ENERGY CORSE SRL	ITA	Sjokvist Isac	SWE	Energy / Tm / Bridgestone	10:32.923	13	47.503	8.459	0.608	18.542	14.931	14.030	20
21	109	CPB SPORT	ITA	Lay Gillian	ITA	Sodikart / Tm / Bridgestone	10:34.305	13	47.410	9.841	1.382	18.525	14.922	13.963	21
22	195	RENDA MOTORSPORT	ITA	Hall Philip	ITA	Formula K / Vortex / Bridgestone	10:35.038	13	47.541	10.574	0.733	18.603	14.940	13.998	22
23	107	CPB SPORT	ITA	Nomblot Jean	ITA	Sodikart / Tm / Bridgestone	10:35.744	13	47.538	11.280	0.706	18.551	14.940	14.047	23
24	125	REINHARD ANDRE	CHE	Reinhard Andre	CHE	Crg / Tm / Bridgestone	10:36.153	13	47.587	11.689	0.409	18.569	15.101	13.917	24
25	129	SODI RUSSIAN TEAM	RUS	Efrosinin Georgii	RUS	Sodikart / Tm / Bridgestone	10:36.545	13	47.650	12.081	0.392	18.601	14.946	14.103	25
26	148	ENERGY CORSE SRL	ITA	Kochev Konstantin	RUS	Energy / Tm / Bridgestone	10:41.777	13	48.021	17.313	5.232	18.791	15.083	14.147	26
27	142	MIHIC MARTINN	SRB	Mihic Martin	SRB	Tb Kart / Tm / Bridgestone	10:45.287	13	47.865	20.823	3.510	18.684	14.989	14.192	27
28	191	KSB RACING TEAM	AUT	Sager Moritz	AUT	Kosmic / Vortex / Bridgestone	10:47.743	13	48.087	23.279	2.456	18.707	15.129	14.251	28
29	133	MK RACING	GBR	Gemmill Oliver	GBR	Tony Kart / Vortex / Bridgestone	10:53.165	13	48.759	28.701	5.422	19.039	15.371	14.349	29
30	108	CPB SPORT	ITA	Valente Enzo	ITA	Sodikart / Tm / Bridgestone	10:55.598	13	47.551	31.134	2.433	18.695	14.904	13.952	30
31	152	CRG SPA	ITA	Berto Filippo	ITA	Crg / Tm / Bridgestone	3:36.642	4	48.305	9 Laps	9 Laps	18.871	15.241	14.193	31

Leaders : No.141 Hanley Benjamin (1-1) / No.187 Federer Fabian (2-11) / No.186 Lorandi Alessio (12-13)

Start Time : 16/02 - 17:00:02

Best Lap : No.141 Hanley Benjamin 47.150 91,62 Kph

Weather : Sunny Air : 9°C Track : Dry

Event Record : No.181 Lorandi Leonardo 46.693 92,51 Kph

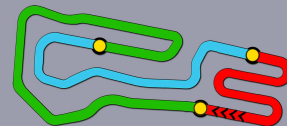


Scan this QR code for live timing



Timing service and charts editing provided by:

Federazione Italiana Cronometristi



KZ2

Qualifying Heats B-F Lap Chart

For information purposes. No official / regulatory value

	1	2	3	4	5	6	7	8	9	10	11	12	13	14	15	16	17	18	19	20	21	22	23	24	25	26	27	28	29	30	31
Grid	186	187	102	141	199	139	131	177	154	185	111	97	165	152	108	189	127	145	113	195	134	147	158	125	109	142	107	148	129	191	133
Start	186	187	141	102	199	131	139	185	154	177	111	189	165	108	127	145	113	152	97	134	158	147	142	125	195	133	109	107	148	129	191
Lap 1 <i>Interval</i>	141	187	186	199	102	131	154	185	139	177	111	127	113	152	145	189	158	147	142	134	133	165	195	97	125	109	107	129	148	191	108
		0.2	0.5	0.2	0.3	0.1	0.4	0.4	0.1	0.5	0.2	0.1	0.5	0.7	0.3	0.2	0.0	0.4	0.0	0.1	0.1	0.0	0.4	0.1	0.4	0.2	0.2	0.3	0.4	0.5	19.5
Lap 2	187	141	186	199	102	131	185	139	154	177	111	127	113	152	145	158	189	147	134	165	195	125	97	109	129	107	148	191	133	142	108
		0.2	0.3	0.2	0.1	0.3	0.4	0.3	0.0	0.2	0.3	0.2	0.3	0.6	0.3	0.3	0.4	0.2	0.3	0.6	0.7	0.5	0.1	0.2	0.6	0.0	0.9	1.1	0.4	3.0	14.4
Lap 3	187	141	186	102	199	131	185	154	139	177	111	113	127	152	145	158	189	147	134	165	195	97	109	125	107	129	148	191	133	142	108
		0.3	0.1	0.1	0.4	0.1	0.2	0.6	0.4	0.4	0.1	0.6	0.4	0.0	0.3	0.3	0.2	0.1	0.2	0.4	0.9	0.7	0.4	0.2	0.5	0.2	0.7	2.2	0.6	1.8	14.2
Lap 4	187	141	102	186	199	185	131	154	139	111	177	113	127	145	158	189	134	147	165	195	97	109	125	107	129	148	191	133	142	108	
		0.3	0.1	0.3	0.3	0.6	0.3	0.1	0.2	0.5	0.2	0.4	0.3	0.5	0.1	0.4	0.2	0.1	0.2	0.8	0.6	0.8	0.3	0.5	0.2	0.8	3.8	0.4	4.0	9.8	
Lap 5	187	141	102	186	199	185	131	154	139	111	177	113	127	145	158	189	134	165	147	195	97	109	125	107	129	148	191	142	133	108	
		0.2	0.1	0.2	0.3	0.7	0.3	0.2	0.3	0.2	0.6	0.2	0.4	0.4	0.2	0.4	0.2	0.4	0.4	0.7	0.3	0.8	0.6	0.4	0.2	1.9	3.8	0.5	0.3	12.7	
Lap 6	187	102	186	141	199	185	131	154	139	111	113	127	145	158	189	134	165	147	195	97	109	125	107	129	148	142	191	133	108		
		0.4	0.4	0.2	0.2	0.4	0.3	0.2	0.2	0.3	0.9	0.1	0.1	0.3	0.1	0.5	0.3	0.3	0.6	0.8	0.0	0.7	0.8	0.4	0.3	2.3	4.4	0.2	0.9	11.3	
Lap 7	187	102	186	141	199	185	131	154	139	111	113	127	145	177	158	189	134	165	147	97	195	109	125	107	129	148	142	191	133	108	
		0.2	0.4	0.3	0.1	0.4	0.2	0.2	0.2	0.3	0.9	0.5	0.4	0.2	0.1	0.2	0.2	0.2	0.9	1.1	0.3	0.2	0.9	0.2	0.4	2.7	4.5	0.4	1.6	10.1	
Lap 8	187	186	102	141	199	185	131	154	139	111	113	127	145	158	189	177	165	134	147	97	109	195	125	107	129	148	142	191	133	108	
		0.5	0.1	0.1	0.3	0.5	0.1	0.3	0.2	0.3	1.0	0.5	0.3	0.6	0.7	0.3	0.2	0.1	0.2	0.7	1.0	0.4	0.4	0.2	0.4	3.0	4.5	0.4	2.5	8.8	
Lap 9	187	186	141	102	199	185	131	154	139	111	113	127	145	158	189	177	165	134	147	97	109	195	107	125	129	148	142	191	133	108	
		0.3	0.6	0.2	0.2	0.2	0.2	0.1	0.2	0.2	1.0	0.7	0.1	0.7	0.8	0.3	0.2	0.2	0.2	0.5	1.3	0.5	0.6	0.2	0.2	3.3	4.4	0.6	3.2	7.6	
Lap 10	187	186	141	102	185	199	131	154	111	139	113	127	145	158	189	177	165	134	147	97	109	195	107	125	129	148	142	191	133	108	
		0.2	0.4	0.3	0.6	0.4	0.2	0.3	0.2	0.2	0.5	0.6	0.1	0.7	0.7	0.3	0.2	0.2	0.4	0.3	1.3	0.7	0.6	0.3	0.2	3.9	4.2	0.7	3.9	6.3	
Lap 11	187	186	141	102	185	199	131	154	111	139	113	127	145	158	189	165	177	134	147	97	109	195	107	125	129	148	142	191	133	108	
		0.2	0.2	0.3	0.8	0.3	0.2	0.3	0.2	0.2	0.4	0.6	0.2	0.7	0.7	0.6	0.0	0.2	0.6	0.2	1.5	0.7	0.7	0.3	0.3	4.4	3.9	1.5	4.0	5.2	
Lap 12	186	187	141	102	185	199	131	154	111	139	113	127	145	158	189	165	177	134	97	147	109	195	107	125	129	148	142	191	133	108	
		0.2	0.2	0.1	0.9	0.2	0.2	0.3	0.3	0.2	0.5	0.6	0.3	0.7	0.7	0.5	0.2	0.2	0.8	0.3	1.3	0.7	0.6	0.4	0.3	4.8	3.7	2.0	4.6	3.9	
Lap 13	186	187	141	102	185	199	131	154	111	139	113	127	145	158	189	165	177	134	97	147	109	195	107	125	129	148	142	191	133	108	
		0.3	0.3	0.1	0.6	0.2	0.1	0.4	0.2	0.3	0.5	0.8	0.0	0.8	0.8	0.4	0.3	0.3	0.5	0.6	1.3	0.7	0.7	0.4	0.3	5.2	3.5	2.4	5.4	2.4	

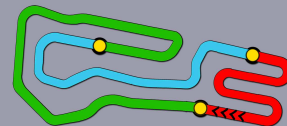


Scan this QR code for live timing



Timing service and charts editing provided by:

Federazione Italiana Cronometristi



KZ2

Qualifying Heats B-F Analysis

For information purposes. No official / regulatory value

Laps	Sector 1	Sector 2	Sector 3	Lap Time
13	18.809	15.185	14.300	48.294

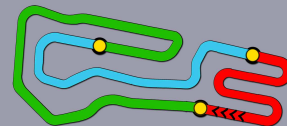
No.195 Hall Philip

1	21.730	17.174	15.267	54.171
2	19.489	15.641	14.454	49.584
3	18.798	15.204	14.263	48.265
4	18.726	15.013	14.137	47.876
5	18.705	15.070	14.131	47.906
6	18.684	14.951	14.269	47.904
7	19.000	15.113	14.111	48.224
8	19.196	15.173	14.069	48.438
9	18.595	15.047	14.143	47.785
10	18.553	14.955	14.052	47.560
11	18.633	14.961	14.034	47.628
12	18.669	14.935	14.102	47.706
13	18.603	14.940	13.998	47.541

No.199 Torsellini Mirko

1	20.933	15.526	14.413	50.872
2	18.920	15.614	14.452	48.986
3	18.929	15.250	14.279	48.458
4	18.811	15.110	14.072	47.993
5	18.614	14.995	14.004	47.613
6	18.577	14.921	14.290	47.788
7	18.493	14.907	13.977	47.377
8	18.415	14.894	14.000	47.309
9	18.520	15.100	14.043	47.663
10	18.938	15.237	13.984	48.159
11	18.472	14.810	13.952	47.234
12	18.510	14.816	13.934	47.260
13	18.498	14.888	13.926	47.312





KZ2

Qualifying Heats B-F Starting Grid

Document 29.1 OFFICIAL

				16	133 Gemmill Oliver Tony Kart / Vortex / Bridgestone	
191 Sager Moritz Kosmic / Vortex / Bridgestone			15	129 Efrasinin Georgii Sodikart / Tm / Bridgestone		
148 Kochev Konstantin Energy / Tm / Bridgestone			14	107 Nomblot Jean Sodikart / Tm / Bridgestone		
142 Mihic Martin Tb Kart / Tm / Bridgestone		122 Points	13	109 Lay Gillian Sodikart / Tm / Bridgestone		
125 Reinhard Andre Crg / Tm / Bridgestone			12	158 Habulin Kristijan Tb Kart / Tm / Bridgestone		
147 Sjakvist Isac Energy / Tm / Bridgestone		96 Points	11	134 Bengtsson Axel Kosmic / Vortex / Bridgestone		
195 Hall Philip Formula K / Vortex / Bridgestone		109 Points	10	113 Zanchi Matteo Tony Kart / Tm / Bridgestone		
145 Fife Joshua Energy / Tm / Bridgestone		85 Points	9	127 Paul Maximilian Dr / Modena / Bridgestone		
189 Vasile Daniel Dr / Modena Engines / Bridgestone		114 Points	8	108 Valente Enzo Sodikart / Tm / Bridgestone		
152 Berto Filippo Crg / Tm / Bridgestone			7	165 Dahlberg Alexander Birel Art / Tm / Bridgestone		
97 Rosina Michael Crg / Tm / Bridgestone		127 Points	6	111 Buran Alessandro Pcr / Tm / Bridgestone		
185 Pex Stan Crg / Tm / Bridgestone		52 Points	5	154 Denner Emilien Kalikart / Tm / Bridgestone		
177 Fuoco Antonio Tony Kart / Vortex / Bridgestone		94 Points	4	131 Dale Andrea Crg / Tm / Bridgestone		
139 Gavrilov Klim Crocpromotion / Tm / Bridgestone		47 Points	3	199 Torsellini Mirko Kr / Parilla / Bridgestone		
141 Hanley Benjamin Drago Corse / Tm / Bridgestone		9 Points	2	102 Abbasse Anthony Sodikart / Tm / Bridgestone		
187 Federer Fabian Crg / Tm / Bridgestone		19 Points	1	186 Lorandi Alessio Parolin / Tm / Bridgestone		

POLE POSITION



Start : 16/02 - 17:00 13 Laps = 15,600 Km

23° WINTER CUP (ITA) 15-18/02/2018

FICR

Page 1 / 1

Apex Timing

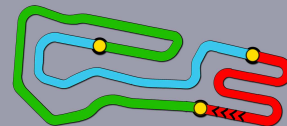


Scan this QR code for live timing



Timing service and charts editing provided by:

**Federazione Italiana
Cronometristi**



Qualifying Heats C-D

Document 44.1 OFFICIAL

KZ2 DEF. RESULTS

Rnk	No.	Entrant	Nat E.	Driver	Nat D.	Equipment	Time	Laps	Best Lap	Gap	Interv.	Sector 1	Sector 2	Sector 3	Penalty	Points
1	166	BIREL ART RACING	ITA	Longhi Riccardo	ITA	Birel Art / Tm / Bridgestone	10:21.527	13	47.057			18.405	14.872	13.780		0
2	192	INTREPID DRIVER PROGRAM	ITA	Palomba Giuseppe	ITA	Intrepid / Tm / Bridgestone	10:23.211	13	46.853	1.684	1.684	18.321	14.744	13.788		2
3	157	PRAGA RACING TEAM	CZE	Loubere Pierre	CZE	Praga / Tm / Bridgestone	10:24.583	13	47.240	3.056	1.372	18.453	14.879	13.908		3
4	112	LION KART FACTORY RACING	FRA	Lammers Bas	FRA	Lion Kart / Tm / Bridgestone	10:25.087	13	47.146	3.560	0.504	18.433	14.855	13.858		4
5	150	CRG SPA	CHE	Luyet Jean	CHE	Crg / Tm / Bridgestone	10:25.567	13	47.144	4.040	0.480	18.484	14.809	13.851		5
6	104	CPB SPORT	FRA	Leuillet Tom	FRA	Sodikart / Tm / Bridgestone	10:27.107	13	47.191	5.580	1.540	18.420	14.849	13.922		6
7	194	RENDA MOTORSPORT	ITA	De Vecchi Stefano	ITA	Fk / Vortex / Bridgestone	10:28.233	13	47.268	6.706	1.126	18.484	14.882	13.902		7
8	105	PETIT HUBERT	FRA	Petit Hubert	FRA	Sodikart / Tm / Bridgestone	10:29.216	13	47.235	7.689	0.983	18.471	14.918	13.846		8
9	98	COMANDUCCI ANDREA	ITA	Comanducci Francesco	ITA	Tony Kart / Tm / Bridgestone	10:29.870	13	47.249	8.343	0.654	18.469	14.837	13.943		9
10	121	ARNAUD JEAN	FRA	Arnaud Hugo	FRA	Sodikart / lame / Bridgestone	10:32.994	13	47.580	11.467	3.124	18.565	14.953	14.062		10
11	193	RENDA MOTORSPORT	ITA	Fusco Giuseppe	ITA	Fk / Vortex / Bridgestone	10:33.481	13	47.241	11.954	0.487	18.474	14.814	13.953		11
12	172	WARD RACING	SWE	Dzitiv Yuri	RUS	Tony Kart / Tm / Bridgestone	10:33.790	13	47.456	12.263	0.309	18.613	14.840	14.003		12
13	99	BIREL ART RACING KSW	ITA	Dreezen Rick	BEL	Birel Art / Tm / Bridgestone	10:24.786	13	47.129	13.259	0.996	18.446	14.842	13.841	+10.000	13
14	151	CRG SPA	ITA	Giardelli Alessandro	ITA	Crg / Tm / Bridgestone	10:25.297	13	47.110	13.770	0.511	18.384	14.811	13.915	+10.000	14
15	163	MARANELLO KART	ITA	Peklin Ivan	UKR	Maranello / Tm / Bridgestone	10:35.854	13	47.441	14.327	0.557	18.529	14.911	14.001		15
16	161	MARANELLO KART	ITA	Complesse Lorenzo	ITA	Maranello / Tm / Bridgestone	10:26.777	13	47.179	15.250	0.923	18.438	14.869	13.872	+10.000	16
17	169	EVRRARD PAUL	FRA	Evrard Paul	FRA	Tony Kart / Vortex / Bridgestone	10:39.115	13	47.801	17.588	2.338	18.663	15.042	14.096		17
18	183	CRG HOLLAND	NLD	Varhaug Pal	NOR	Crg / Tm / Bridgestone	10:39.464	13	47.557	17.937	0.349	18.549	14.930	14.078		18
19	114	ALBANESE DANILO	ITA	Albanese Danilo	ITA	Tony Kart / Vortex / Bridgestone	10:29.488	13	47.153	17.961	0.024	18.390	14.831	13.932	+10.000	19
20	171	COLOMBO MIRKO	ITA	Colombo Mirko	ITA	Energy / Tm / Bridgestone	10:29.968	13	47.220	18.441	0.480	18.404	14.884	13.932	+10.000	20
21	155	MK RACING	GBR	Lang Hannah	GBR	Tony Kart / Vortex / Bridgestone	10:41.627	13	47.772	20.100	1.659	18.661	15.039	14.072		21
22	198	CRG SPA	ITA	Forne Tomas Toni	ESP	Crg / Tm / Bridgestone	10:41.827	13	47.723	20.300	0.200	18.628	15.052	14.043		22
23	175	ASTASHENKO ANTON	BLS	Astashenko Anton	ITA	Tony Kart / Tm / Bridgestone	10:42.295	13	47.833	20.768	0.468	18.743	15.004	14.086		23
24	116	BRM RACING	ITA	Mascialino Federico	ITA	Brm / Tm / Bridgestone	10:39.371	13	47.847	27.844	7.076	18.602	15.102	14.143	+10.000	24
25	122	BERNER KART RACING CLUB	CHE	Von Lerber Isabelle	CHE	Swiss Hutless / Tm / Bridgestone	10:41.045	13	47.696	29.518	1.674	18.589	15.032	14.075	+10.000	25
26	143	MARANELLO KART	ITA	Berndt Tim	NLD	Maranello / Tm / Bridgestone	10:41.293	13	47.781	29.766	0.248	18.619	15.011	14.151	+10.000	26
27	174	LOPATIN ANDREW	BLS	Lopatin Andrew	ITA	Tony Kart / Tm / Bridgestone	11:04.777	13	49.911	43.250	13.484	19.616	15.556	14.739		27
28	110	CPB SPORT	FRA	Baciuska Rokas	LTV	Sodikart / Tm / Bridgestone	8:48.356	11	47.258	2 Laps	2 Laps	18.516	14.797	13.945		28
29	101	CRG SPA	ITA	De Conto Paolo	ITA	Crg / Tm / Bridgestone	8:10.969	10	46.997	3 Laps	1 Lap	18.395	14.770	13.832		29
30	118	BRM RACING	ITA	Rossini Nicola	ITA	Brm / Tm / Bridgestone	6:07.419	6	49.740	7 Laps	4 Laps	19.159	15.581	15.000		30
31	160	TONY KART RACING TEAM	ITA	Vigano' Matteo	ITA	Tony Kart / Vortex / Bridgestone	1:47.562	2	51.580	11 Laps	4 Laps	21.093	15.911	14.576		31
32	182	CRG HOLLAND	NLD	Persson Tornqvist Benja	SWE	Crg / Tm / Bridgestone	2.148	0		13 Laps	2 Laps					32

- No.99 Dreezen Rick : Time penalty of 10". According to steward's decision n°37
- No.151 Giardelli Alessandro : Time penalty of 10". According to steward's decision n°38
- No.161 Complesse Lorenzo : Time penalty of 10". According to steward's decision n°39
- No.114 Albanese Danilo : Time penalty of 10". According to steward's decision n°40
- No.171 Colombo Mirko : Time penalty of 10". According to steward's decision n°41
- No.116 Mascialino Federico : Time penalty of 10". According to steward's decision n°42
- No.122 Von Lerber Isabelle : Time penalty of 10". According to steward's decision n°43
- No.143 Berndt Tim : Time penalty of 10". According to steward's decision n°44

Leaders : No.166 Longhi Riccardo (1-13)

Start Time : 16/02 - 15:54:05

Best Lap : No.192 Palomba Giuseppe 46.853 92,20 Kph

Weather : Sunny Air : 9°C Track : Dry

Event Record : No.181 Lorandi Leonardo 46.693 92,51 Kph

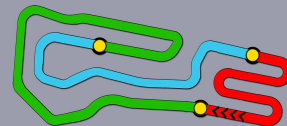


Scan this QR code for live timing



Timing service and charts editing provided by:

Federazione Italiana Cronometristi



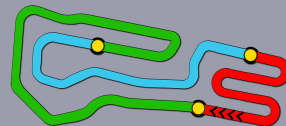
KZ2

Qualifying Heats C-D Lap Chart

For information purposes. No official / regulatory value

	1	2	3	4	5	6	7	8	9	10	11	12	13	14	15	16	17	18	19	20	21	22	23	24	25	26	27	28	29	30	31	32
Grid	166	151	101	192	110	182	150	157	161	114	104	99	112	160	105	193	194	98	172	171	183	163	121	169	116	155	122	143	198	175	118	174
Start	166	151	101	192	182	110	157	150	161	114	99	112	104	160	98	105	171	194	172	163	169	183	193	121	116	198	155	122	143	175	118	174
Lap 1 Interval	166	192	110	112	151	157	150	160	104	99	98	161	105	194	121	114	171	172	163	169	183	116	198	143	122	193	118	155	101	175	174	
Lap 2	166	192	112	110	151	157	104	99	150	161	98	105	194	121	114	171	160	172	169	163	116	183	143	193	122	118	198	101	155	175	174	
Lap 3	166	112	192	110	151	157	104	99	150	161	105	194	98	114	121	171	172	169	163	116	193	183	143	122	101	155	198	175	118	174		
Lap 4	166	112	192	110	151	157	99	104	150	161	194	105	98	114	121	171	172	169	193	116	163	143	101	122	183	155	198	175	118	174		
Lap 5	166	112	192	110	151	157	99	104	150	161	194	105	98	114	121	171	172	193	169	163	101	116	143	122	183	155	198	175	174	118		
Lap 6	166	112	192	110	151	157	99	104	150	161	194	105	98	114	171	121	172	193	169	101	163	116	143	122	183	155	198	175	174	118		
Lap 7	166	112	192	110	151	157	99	104	150	161	194	105	98	114	171	121	172	193	101	163	169	116	143	122	183	155	198	175	174			
Lap 8	166	110	112	192	157	151	99	104	150	161	194	105	98	114	171	121	172	193	101	163	169	116	143	122	183	155	198	175	174			
Lap 9	166	110	192	112	157	99	151	150	104	161	194	105	98	114	171	121	172	193	101	163	169	116	143	183	122	155	198	175	174			
Lap 10	166	110	192	112	157	99	151	150	104	161	194	105	114	98	171	121	172	193	101	163	169	116	143	183	122	155	198	175	174			
Lap 11	166	110	192	157	99	112	151	150	104	161	194	105	114	98	171	121	172	193	163	169	116	143	183	122	155	198	175	174				
Lap 12	166	192	157	99	112	151	150	161	104	194	105	114	98	171	172	121	193	163	169	116	183	143	122	155	198	175	174					
Lap 13	166	192	157	99	112	151	150	161	104	194	105	114	98	171	121	193	172	163	169	116	183	122	143	155	198	175	174					





KZ2

Qualifying Heats C-D Analysis

For information purposes. No official / regulatory value

Laps	Sector 1	Sector 2	Sector 3	Lap Time
13	18.484	14.882	13.902	47.268

No.198 Forne Tomas Toni

Lap	Sector 1	Sector 2	Sector 3	Lap Time
1	22.319	17.064	15.276	54.659
2	19.368	15.968	15.735	51.071
3	19.609	16.160	14.475	50.244
4	18.848	15.520	14.282	48.650
5	18.847	15.288	14.263	48.398
6	18.871	15.270	14.167	48.308
7	18.747	15.100	14.180	48.027
8	18.876	15.184	14.075	48.135
9	18.696	15.153	14.046	47.895
10	18.682	15.144	14.043	47.869
11	18.628	15.052	14.043	47.723
12	18.635	15.280	14.152	48.067
13	18.638	15.200	14.388	48.226

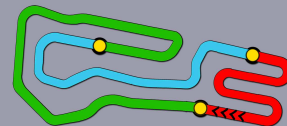


Scan this QR code for live timing



Timing service and charts editing provided by:

Federazione Italiana Cronometristi



KZ2

Qualifying Heats C-D Starting Grid

Document 28.1 OFFICIAL

174	Lopatin Andrew Tony Kart / Tm / Bridgestone		16	118	Rossini Nicola Brm / Tm / Bridgestone	
175	Astashenko Anton Tony Kart / Tm / Bridgestone		15	198	Forne Tomas Toni Crg / Tm / Bridgestone	
143	Berndt Tim Maranello / Tm / Bridgestone		14	122	Von Lerber Isabelle Swiss Hutless / Tm / Bridgestone	
155	Lang Hannah Tony Kart / Vortex / Bridgestone		13	116	Mascialino Federico Brm / Tm / Bridgestone	
169	Evrard Paul Tony Kart / Vortex / Bridgestone		12	121	Arnaud Hugo Sodikart / lame / Bridgestone	
163	Peklin Ivan Maranello / Tm / Bridgestone		11	183	Varhaug Pal Crg / Tm / Bridgestone	
171	Colombo Mirko Energy / Tm / Bridgestone		10	172	Dzitiev Yuri Tony Kart / Tm / Bridgestone	
98	Comanducci Francesco Tony Kart / Tm / Bridgestone		9	194	De Vecchi Stefano Fk / Vortex / Bridgestone	
193	Fusco Giuseppe Fk / Vortex / Bridgestone		8	105	Petit Hubert Sodikart / Tm / Bridgestone	
160	Vigano' Matteo Tony Kart / Vortex / Bridgestone		7	112	Lammers Bas Lion Kart / Tm / Bridgestone	
99	Dreezen Rick Birel Art / Tm / Bridgestone		6	104	Leuillet Tom Sodikart / Tm / Bridgestone	
114	Albanese Danilo Tony Kart / Vortex / Bridgestone		5	161	Campele Lorenzo Maranello / Tm / Bridgestone	
157	Loubere Pierre Praga / Tm / Bridgestone		4	150	Luyet Jean Crg / Tm / Bridgestone	
182	Persson Tornqvist Benjamin Crg / Tm / Bridgestone		3	110	Baciuska Rokas Sodikart / Tm / Bridgestone	
192	Palomba Giuseppe Intrepid / Tm / Bridgestone		2	101	De Conto Paolo Crg / Tm / Bridgestone	
151	Giardelli Alessandro Crg / Tm / Bridgestone		1	166	Longhi Riccardo Birel Art / Tm / Bridgestone	

POLE POSITION



Start : 16/02 - 15:50 13 Laps = 15,600 Km

23° WINTER CUP (ITA) 15-18/02/2018

FICR

Page 1 / 1

Apex Timing

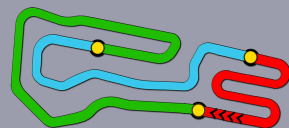


Scan this QR code for live timing



Timing service and charts editing provided by:

**Federazione Italiana
Cronometristi**



Qualifying Heats A-B

Document 43.1 OFFICIAL

KZ2 DEF. RESULTS

Rnk	No.	Entrant	Nat E.	Driver	Nat D.	Equipment	Time	Laps	Best Lap	Gap	Interv.	Sector 1	Sector 2	Sector 3	Penalty	Points
1	▲ ¹	186	ITA	BABY RACE DRIVER ACADEMY	ITA	Parolin / Tm / Bridgestone	10:24.691	13	47.111			18.472	14.748	13.891		0
2	▲ ¹	103	ITA	SODIKART	ITA	Sodikart / Tm / Bridgestone	10:25.160	13	47.033	0.469	0.469	18.390	14.805	13.838		2
3	▼ ²	181	ITA	BABY RACE DRIVER ACADEMY	ITA	Tony Kart / Tm / Bridgestone	10:25.749	13	47.044	1.058	0.589	18.404	14.700	13.940		3
4	▬	102	ITA	SODIKART	ITA	Sodikart / Tm / Bridgestone	10:26.262	13	47.076	1.571	0.513	18.433	14.764	13.879		4
5	▲ ⁴	197	ITA	SCS SRL	ITA	Topkart / Parilla / Bridgestone	10:26.610	13	47.039	1.919	0.348	18.430	14.744	13.865		5
6	▬	199	ITA	KR MOTORSPORT	ITA	Kr / Parilla / Bridgestone	10:29.067	13	47.158	4.376	2.457	18.451	14.772	13.935		6
7	▲ ⁴	140	ITA	CROC PROMOTION SRL	ITA	Crocpromotion / Tm / Bridgestone	10:29.317	13	47.125	4.626	0.250	18.379	14.830	13.916		7
8	▲ ⁶	165	ITA	BIREL ART RACING	ITA	Birel Art / Tm / Bridgestone	10:30.165	13	47.305	5.474	0.848	18.518	14.841	13.946		8
9	▼ ¹	131	ITA	NUOVA 3M SRL	ITA	Crg / Tm / Bridgestone	10:30.400	13	47.162	5.709	0.235	18.434	14.824	13.904		9
10	▲ ¹²	134	ITA	KOSMIC RACING DEPARTEMENT	ITA	Kosmic / Vortex / Bridgestone	10:33.278	13	47.233	8.587	2.878	18.435	14.875	13.923		10
11	▲ ¹³	158	ITA	KK1	ITA	Tb Kart / Tm / Bridgestone	10:34.340	13	47.240	9.649	1.062	18.462	14.903	13.875		11
12	▲ ¹¹	124	ITA	MORARDO FABRIZIO	ITA	Srk / Tm / Bridgestone	10:35.845	13	47.552	11.154	1.505	18.522	15.052	13.978		12
13	▲ ¹³	109	ITA	CPB SPORT	ITA	Sodikart / Tm / Bridgestone	10:36.137	13	47.479	11.446	0.292	18.504	14.976	13.999		13
14	▲ ¹¹	149	ITA	KOKOSIOULIS ANNA MARIA	ITA	Crg / Tm / Bridgestone	10:36.697	13	47.632	12.006	0.560	18.584	15.008	14.040		14
15	▼ ²	146	ITA	ENERGY CORSE SRL	ITA	Energy / Tm / Bridgestone	10:29.661	13	47.095	14.970	2.964	18.357	14.764	13.974	+10.000	15
16	▲ ¹¹	178	ITA	R&R RACING TEAM	ITA	Birel Art / Tm / Bridgestone	10:39.685	13	47.721	14.994	0.024	18.693	14.982	14.046		16
17	▼ ¹	154	ITA	CRG SPA	ITA	Kalikart / Tm / Bridgestone	10:29.871	13	47.244	15.180	0.186	18.464	14.803	13.977	+10.000	17
18	▲ ¹¹	126	ITA	LA MARTINA VINCENZO	ITA	Crg / Tm / Bridgestone	10:40.166	13	47.900	15.475	0.295	18.708	15.101	14.091		18
19	▼ ¹²	162	ITA	TONY KART RACING TEAM	ITA	Tony Kart / Vortex / Bridgestone	10:31.924	13	47.222	17.233	1.758	18.387	14.905	13.930	+10.000	19
20	▼ ¹	170	ITA	CRG SPA	ITA	Crg / Tm / Bridgestone	10:32.191	13	47.314	17.500	0.267	18.482	14.887	13.945	+10.000	20
21	▼ ⁶	135	ITA	KOSMIC RACING DEPARTEMENT	ITA	Kosmic / Vortex / Bridgestone	10:32.436	13	47.333	17.745	0.245	18.484	14.902	13.947	+10.000	21
22	▼ ⁵	115	ITA	BRM RACING	ITA	Brm / Tm / Bridgestone	10:34.254	13	47.288	19.563	1.818	18.470	14.941	13.877	+10.000	22
23	▲ ⁹	133	ITA	MK RACING	ITA	Tony Kart / Vortex / Bridgestone	10:48.526	13	48.409	23.835	4.272	18.868	15.366	14.175		23
24	▲ ⁴	107	ITA	CPB SPORT	ITA	Sodikart / Tm / Bridgestone	10:40.509	13	47.530	25.818	1.983	18.543	14.946	14.041	+10.000	24
25	▼ ⁷	127	ITA	DR SRL	ITA	Dr / Modena / Bridgestone	10:53.526	13	47.520	28.835	3.017	18.573	14.909	14.038		25
26	▼ ¹⁰	108	ITA	CPB SPORT	ITA	Sodikart / Tm / Bridgestone	8:31.510	10	47.304	3 Laps	3 Laps	18.484	14.845	13.975		26
27	▼ ²²	138	ITA	FORMULA K	ITA	Formula K / Tm / Bridgestone	7:16.898	9	47.256	4 Laps	1 Lap	18.486	14.864	13.906		27
28	▲ ³	173	ITA	CRG SPA	ITA	Crg / Tm / Bridgestone	6:50.637	8	48.245	5 Laps	1 Lap	18.852	15.116	14.277		28
29	▼ ¹⁷	111	ITA	BURAN ALESSANDRO	ITA	Pcr / Tm / Bridgestone	4:40.770	5	47.707	8 Laps	3 Laps	18.634	14.999	14.074		29
30	▬	129	ITA	SODI RUSSIAN TEAM	ITA	Sodikart / Tm / Bridgestone	1:03.604	1	58.989	12 Laps	4 Laps	22.088	16.902	19.999		30
31	▼ ¹⁰	136	ITA	GACO RACING	ITA	Sodikart / Tm / Bridgestone	1:03.827	1	59.371	12 Laps	0.223	22.142	16.869	20.360		31
32	▼ ¹²	113	ITA	ZANCHI MOTORSPORT	ITA	Tony Kart / Tm / Bridgestone	3.639	0		13 Laps	1 Lap					32

No.146 Skaras Emil : Time penalty of 10". According to steward's decision n°30
 No.154 Denner Emilien : Time penalty of 10". According to steward's decision n°31
 No.162 Puhakka Simo : Time penalty of 10". According to steward's decision n°32
 No.170 Cebrian Gerard : Time penalty of 10". According to steward's decision n°33
 No.135 Rasmussen Oliver : Time penalty of 10". According to steward's decision n°34
 No.115 Zani Christopher : Time penalty of 10". According to steward's decision n°35
 No.107 Nombrot Jean : Time penalty of 10". According to steward's decision n°36

Leaders : No.186 Lorandi Alessio (1-5) / No.102 Abbasse Anthony (6-8) / No.186 Lorandi Alessio (9-13)

Start Time : 16/02 - 15:36:51

Best Lap : No.103 Irlando Alex 47.033 91,85 Kph

Weather : Sunny Air : 9°C Track : Dry

Event Record : No.181 Lorandi Leonardo 46.693 92,51 Kph

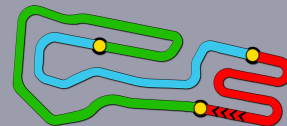


Scan this QR code for live timing



Timing service and charts editing provided by:

Federazione Italiana Cronometristi



KZ2

Qualifying Heats A-B Lap Chart

For information purposes. No official / regulatory value

	1	2	3	4	5	6	7	8	9	10	11	12	13	14	15	16	17	18	19	20	21	22	23	24	25	26	27	28	29	30	31	32
Grid	181	186	103	102	138	199	162	131	197	154	140	111	146	165	135	108	115	127	170	113	136	134	124	158	149	109	178	107	126	129	173	133
Start	181	186	103	102	138	199	131	162	154	197	140	111	165	146	108	127	113	170	135	134	115	158	124	109	136	107	129	149	126	178	133	173
Lap 1 Interval	186	102	103	199	138	181	154	140	197	131	146	162	165	108	111	170	158	135	134	124	115	109	133	149	126	178	173	107	129	136	127	
Lap 2	186	102	199	138	103	154	181	197	140	131	162	146	165	108	111	170	158	135	134	124	115	109	149	133	126	178	173	107	127			
Lap 3	186	102	199	138	103	154	181	197	140	131	162	146	165	111	108	170	158	135	134	115	109	124	149	126	178	173	107	133	127			
Lap 4	186	102	138	199	103	154	181	197	140	131	162	146	165	111	108	170	158	135	134	115	124	149	109	126	178	173	107	133	127			
Lap 5	186	102	138	199	103	181	197	154	140	162	146	165	108	131	170	158	135	134	115	124	149	109	126	178	173	107	133	127	131			
Lap 6	102	186	138	199	103	181	197	154	140	162	146	165	108	131	170	158	135	134	115	124	149	109	126	178	107	173	133	127				
Lap 7	102	186	138	103	199	181	197	154	140	162	146	165	108	131	170	158	135	134	115	124	149	109	126	178	107	133	173	127				
Lap 8	102	186	138	103	181	199	197	154	140	162	146	165	108	131	170	158	135	134	115	124	149	109	126	178	107	133	173	127				
Lap 9	186	102	103	138	181	197	154	199	140	162	146	165	108	131	170	158	135	134	115	124	149	109	126	178	107	133	127					
Lap 10	186	102	103	181	197	154	140	199	146	165	131	162	170	158	135	134	115	124	149	109	126	178	107	133	127	108						
Lap 11	186	102	103	181	197	154	140	199	146	165	131	170	162	135	158	134	115	124	149	109	126	178	107	133	127							
Lap 12	186	103	181	102	197	199	140	154	146	165	131	170	162	135	134	115	158	124	109	149	178	126	107	133	127							
Lap 13	186	103	181	102	197	199	140	146	154	165	131	162	170	135	134	115	158	124	109	149	178	126	107	133	127							

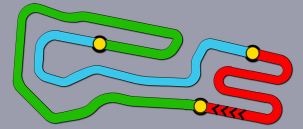


Scan this QR code for live timing



Timing service and charts editing provided by:

Federazione Italiana Cronometristi



KZ2

Qualifying Heats A-B Analysis

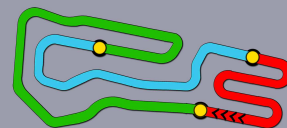
For information purposes. No official / regulatory value

Laps	Sector 1	Sector 2	Sector 3	Lap Time
No.131 Dale Andrea				
1	22.111	15.851	14.688	52.650
2	19.135	15.524	15.239	49.898
3	18.774	15.120	14.159	48.053
4	18.610	15.016	14.029	47.655
5	19.017	16.191	14.739	49.947
6	18.543	14.942	13.973	47.458
7	18.488	14.933	13.990	47.411
8	18.487	14.944	13.880	47.311
9	18.506	14.858	14.009	47.373
10	18.437	14.901	14.840	48.178
11	18.434	14.824	13.904	47.162
12	18.393	14.868	14.321	47.582
13	18.462	14.869	13.936	47.267
No.133 Gemmill Oliver				
1	22.268	16.898	15.958	55.124
2	19.314	15.739	14.932	49.985
3	19.140	16.113	15.477	50.730
4	19.046	15.644	14.415	49.105
5	19.089	15.522	14.419	49.030
6	19.029	15.587	14.438	49.054
7	19.312	15.445	14.397	49.154
8	18.916	15.412	14.253	48.581
9	18.917	15.461	14.332	48.710
10	18.790	15.325	14.339	48.454
11	18.868	15.366	14.175	48.409
12	18.947	15.427	14.242	48.616
13	18.894	15.301	14.349	48.544
No.134 Bengtsson Axel				
1	21.627	16.514	15.511	53.652
2	19.026	15.273	15.083	49.382
3	19.016	15.341	14.541	48.898
4	18.608	15.083	13.970	47.661
5	18.652	14.999	14.300	47.951
6	19.028	15.160	14.229	48.417
7	18.557	14.918	13.919	47.394
8	18.435	14.875	13.923	47.233
9	18.420	14.912	13.932	47.264
10	18.499	14.910	14.435	47.844
11	18.821	15.303	14.298	48.422
12	18.590	14.895	14.320	47.805
13	18.516	14.929	13.986	47.431
No.135 Rasmussen Oliver				
1	21.720	16.584	15.080	53.384

Laps	Sector 1	Sector 2	Sector 3	Lap Time
2	18.931	15.450	15.204	49.585
3	18.826	15.464	14.263	48.553
4	18.590	15.050	14.064	47.704
5	18.851	15.041	14.261	48.153
6	18.839	15.230	14.091	48.160
7	18.554	14.919	13.966	47.439
8	18.484	14.902	13.947	47.333
9	18.475	14.920	13.963	47.358
10	18.479	14.933	14.511	47.923
11	18.795	15.007	14.008	47.810
12	18.553	14.929	13.976	47.458
13	18.526	15.068	14.089	47.683
No.136 Rismyhr Finn				
1	22.142	16.869	20.360	59.371
No.138 Iglesias Jeremy				
1	21.418	15.651	14.629	51.698
2	19.076	15.979	14.688	49.743
3	18.641	15.013	14.199	47.853
4	18.584	14.962	14.050	47.596
5	18.494	14.902	13.918	47.314
6	18.951	15.228	14.062	48.241
7	18.502	14.856	13.958	47.316
8	18.486	14.864	13.906	47.256
9	18.868	14.968	14.028	47.864
No.140 Chubarov Ivan				
1	21.247	15.760	14.714	51.721
2	18.852	16.202	15.168	50.222
3	18.688	15.061	14.116	47.865
4	18.514	14.917	14.301	47.732
5	19.183	15.298	14.120	48.601
6	18.611	14.931	13.985	47.527
7	18.495	14.837	13.946	47.278
8	18.440	14.867	13.978	47.285
9	18.504	15.035	14.252	47.791
10	18.478	14.889	14.069	47.436
11	18.379	14.830	13.916	47.125
12	18.382	14.789	14.502	47.673
13	18.618	15.298	14.299	48.215
No.146 Skaras Emil				
1	21.417	15.996	14.783	52.196
2	18.941	15.608	15.463	50.012
3	18.716	15.026	14.692	48.434
4	18.556	14.930	14.046	47.532
5	18.545	15.579	14.243	48.367

Laps	Sector 1	Sector 2	Sector 3	Lap Time
6	18.525	14.999	14.030	47.554
7	18.456	14.822	13.966	47.244
8	18.393	14.807	13.912	47.112
9	18.328	14.832	14.436	47.596
10	18.492	15.049	13.948	47.489
11	18.357	14.764	13.974	47.095
12	18.347	14.813	14.396	47.556
13	18.586	15.191	14.420	48.197
No.149 Munaretto Luca				
1	22.865	16.722	16.272	55.859
2	19.295	15.526	14.361	49.182
3	18.844	15.257	14.249	48.350
4	18.977	15.189	14.132	48.298
5	18.910	15.163	14.133	48.206
6	18.575	15.034	14.136	47.745
7	18.618	15.020	14.108	47.746
8	18.550	15.005	14.082	47.637
9	18.584	15.008	14.040	47.632
10	18.563	14.982	14.292	47.837
11	18.583	15.044	14.111	47.738
12	18.619	15.401	14.157	48.177
13	18.616	14.995	14.029	47.640
No.154 Denner Emilien				
1	21.112	15.899	14.619	51.630
2	18.938	15.909	14.871	49.718
3	18.738	15.070	14.107	47.915
4	18.559	14.963	14.409	47.931
5	19.281	15.622	14.064	48.967
6	18.568	14.943	14.023	47.534
7	18.447	14.850	14.042	47.339
8	18.464	14.803	13.977	47.244
9	18.463	15.020	13.997	47.480
10	18.485	14.850	13.973	47.308
11	18.460	14.898	14.031	47.389
12	18.498	14.834	14.883	48.215
13	18.627	15.322	14.664	48.613
No.158 Habulin Kristijan				
1	21.360	16.492	15.167	53.019
2	19.081	15.315	15.237	49.633
3	18.897	15.424	14.131	48.452
4	18.649	15.040	14.042	47.731
5	18.652	15.041	14.464	48.157
6	18.966	14.997	13.964	47.927
7	18.512	14.960	13.916	47.388





KZ2

Qualifying Heats A-B Starting Grid

Document 27.1 OFFICIAL

133	Gemmill Oliver Tony Kart / Vortex / Bridgestone		16	173	Lopez Marc-oriol Crg / Tm / Bridgestone	
129	Efrosinin Georgii Sodikart / Tm / Bridgestone		15	126	La Martina Vincenzo Alessio Crg / Tm / Bridgestone	
107	Nomblot Jean Sodikart / Tm / Bridgestone		14	178	Ugran Filip Birel Art / Tm / Bridgestone	
109	Lay Gillian Sodikart / Tm / Bridgestone		13	149	Munaretto Luca Crg / Tm / Bridgestone	
158	Habulin Kristijan Tb Kart / Tm / Bridgestone		12	124	Morardo Fabrizio Srk / Tm / Bridgestone	
134	Bengtsson Axel Kosmic / Vortex / Bridgestone		11	136	Rismyhr Finn Sodikart / Tm / Bridgestone	
113	Zanchi Matteo Tony Kart / Tm / Bridgestone		10	170	Cebrian Gerard Crg / Tm / Bridgestone	
127	Paul Maximilian Dr / Modena / Bridgestone		9	115	Zani Cristopher Brm / Tm / Bridgestone	
108	Valente Enzo Sodikart / Tm / Bridgestone		8	135	Rasmussen Oliver Kosmic / Vortex / Bridgestone	
165	Dahlberg Alexander Birel Art / Tm / Bridgestone		7	146	Skaras Emil Energy / Tm / Bridgestone	
111	Buran Alessandro Pcr / Tm / Bridgestone		6	140	Chubarov Ivan Crocpromotion / Tm / Bridgestone	
154	Denner Emilien Kalkart / Tm / Bridgestone		5	197	Cunati Simone Topkart / Parilla / Bridgestone	
131	Dale Andrea Crg / Tm / Bridgestone		4	162	Puhakka Simo Tony Kart / Vortex / Bridgestone	
199	Torsellini Mirko Kr / Parilla / Bridgestone		3	138	Iglesias Jeremy Formula K / Tm / Bridgestone	
102	Abbas Anthony Sodikart / Tm / Bridgestone		2	103	Irlando Alex Sodikart / Tm / Bridgestone	
186	Lorandi Alessio Parolin / Tm / Bridgestone		1	181	Lorandi Leonardo Tony Kart / Tm / Bridgestone	

POLE POSITION



Start : 16/02 - 15:30 13 Laps = 15,600 Km

23° WINTER CUP (ITA) 15-18/02/2018

FICR

Page 1 / 1

Apex Timing

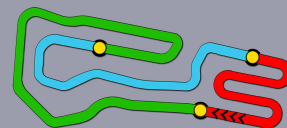


Scan this QR code for live timing



Timing service and charts editing provided by:

**Federazione Italiana
Cronometristi**



Qualifying Heats E-F

Document 41.1 OFFICIAL

KZ2 DEF. RESULTS

Rnk	No.	Entrant	Nat E.	Driver	Nat D.	Equipment	Time	Laps	Best Lap	Gap	Interv.	Sector 1	Sector 2	Sector 3	Penalty	Points
1	▲1	187	DEU	Federer Fabian	ITA	Crg / Tm / Bridgestone	10:23.806	13	47.226			18.464	14.872	13.890		0
2	▲2	141	ITA	Hanley Benjamin	GBR	Drago Corse / Tm / Bridgestone	10:23.879	13	47.133	0.073	0.073	18.385	14.861	13.887		2
3	▲2	184	ITA	Pex Jorrit	ITA	Crg / Tm / Bridgestone	10:25.259	13	47.301	1.453	1.380	18.505	14.876	13.920		3
4	▼1	130	DEU	Schmitz Alexander	ITA	Tony Kart / Vortex / Bridgestone	10:25.384	13	47.037	1.578	0.125	18.333	14.812	13.892		4
5	▲5	185	ITA	Pex Stan	ITA	Crg / Tm / Bridgestone	10:27.167	13	47.358	3.361	1.783	18.507	14.933	13.918		5
6	▲7	119	ITA	Renaudin Adrien	ITA	Sodikart / Tm / Bridgestone	10:27.448	13	47.060	3.642	0.281	18.371	14.793	13.896		6
7	■	168	ITA	Piccini Alessio	ITA	Tony Kart / Vortex / Bridgestone	10:27.814	13	47.258	4.008	0.366	18.476	14.843	13.939		7
8	▼2	139	ITA	Gavrilov Klim	RUS	Crocpromotion / Tm / Bridgestone	10:28.304	13	47.143	4.498	0.490	18.363	14.823	13.957		8
9	▲9	145	ITA	Fife Joshua	AUS	Energy / Tm / Bridgestone	10:29.634	13	47.324	5.828	1.330	18.452	14.916	13.956		9
10	▲1	144	ITA	Gonzales Nicolas	ITA	Maranello / Tm / Bridgestone	10:34.505	13	47.359	10.699	4.871	18.520	14.872	13.967		10
11	▼10	137	ITA	Celenta Francesco	ITA	Praga / Tm / Bridgestone	10:35.445	13	47.155	11.639	0.940	18.410	14.839	13.906		11
12	▲11	123	ITA	Loussier Paul	ITA	Sodikart / Tm / Bridgestone	10:37.175	13	47.604	13.369	1.730	18.560	15.005	14.039		12
13	▲8	106	ITA	Leuillet Gabin	ITA	Sodikart / Tm / Bridgestone	10:37.925	13	47.331	14.119	0.750	18.463	14.961	13.907		13
14	▲5	153	ITA	Valenti Marco	ITA	Crg / Tm / Bridgestone	10:38.541	13	47.390	14.735	0.616	18.528	14.943	13.919		14
15	▼6	167	ITA	Lanzeni William	ITA	Birel Art / Tm / Bridgestone	10:29.056	13	47.215	15.250	0.515	18.419	14.888	13.908	+10.000	15
16	▲1	179	SWE	Nilsson Brandon	SWE	Intrepid / Tm / Bridgestone	10:39.125	13	47.486	15.319	0.069	18.501	14.976	14.009		16
17	▲2	125	CHE	Reinhard Andre	CHE	Crg / Tm / Bridgestone	10:39.918	13	47.658	16.112	0.793	18.572	15.050	14.036		17
18	▼3	132	ITA	Landais Thomas	ITA	Sodikart / Tm / Bridgestone	10:30.017	13	47.200	16.211	0.099	18.426	14.871	13.903	+10.000	18
19	▲7	142	SVN	Mihic Martin	SVN	Tb Kart / Tm / Bridgestone	10:42.128	13	47.920	18.322	2.111	18.641	15.061	14.218		19
20	▼6	152	ITA	Berto Filippo	ITA	Crg / Tm / Bridgestone	10:34.596	13	47.281	20.790	2.468	18.486	14.881	13.914	+10.000	20
21	▲8	128	RUS	Chayka Sergiy	RUS	Sodikart / Tm / Bridgestone	10:44.767	13	48.192	20.961	0.171	18.788	15.141	14.263		21
22	▼14	177	ITA	Fuoco Antonio	ITA	Tony Kart / Vortex / Bridgestone	10:35.384	13	47.150	21.578	0.617	18.388	14.826	13.936	+10.000	22
23	▼3	195	ITA	Hall Philip	ITA	Formula K / Vortex / Bridgestone	10:36.774	13	47.379	22.968	1.390	18.555	14.865	13.959	+10.000	23
24	▼2	147	SWE	Sjokvist Isac	SWE	Energy / Tm / Bridgestone	10:37.548	13	47.305	23.742	0.774	18.460	14.863	13.982	+10.000	24
25	▼9	189	ITA	Vasile Daniel	ROU	Dr / Modena Engines / Bridgestone	4:57.743	6	47.530	7 Laps	7 Laps	18.566	14.882	14.082		25
26	▲1	190	ITA	Attianese Luca	ITA	Dfm / Iame / Bridgestone	4:18.580	5	48.917	8 Laps	1 Lap	18.991	15.370	14.556		26
27	▼15	97	ITA	Rosina Michael	ITA	Crg / Tm / Bridgestone	3.665	0		13 Laps	5 Laps					27
28	▼3	120	GBR	Zanetti Matteo	GBR	Sodikart / Tm / Bridgestone	4.328	0		13 Laps	0.663					28
29	▼1	148	ITA	Kochev Konstantin	RUS	Energy / Tm / Bridgestone	4.508	0		13 Laps	0.180					29
30	■	191	AUT	Sager Moritz	AUT	Kosmic / Vortex / Bridgestone		0		13 Laps						30

No.167 Lanzeni William : Time penalty of 10". According to steward's decision n°16

No.132 Landais Thomas : Time penalty of 10". According to steward's decision n°17

No.152 Berto Filippo : Time penalty of 10". According to steward's decision n°18

No.177 Fuoco Antonio : Time penalty of 10". According to steward's decision n°21

No.195 Hall Philip : Time penalty of 10". According to steward's decision n°19

No.147 Sjokvist Isac : Time penalty of 10". According to steward's decision n°20

Leaders : No.137 Celenta Francesco (1-12) / No.187 Federer Fabian (13-13)

Best Lap : No.130 Schmitz Alexander 47.037 91,84 Kph

Event Record : No.181 Lorandi Leonardo 46.693 92,51 Kph

Start Time : 16/02 - 14:32:31

Weather : Sunny Air : 8°C Track : Dry

23° WINTER CUP (ITA) 15-18/02/2018

Page 1 / 1

FICR

Apex Timing

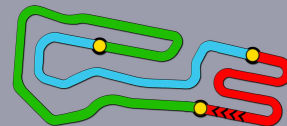


Scan this QR code for live timing



Timing service and charts editing provided by:

Federazione Italiana Cronometristi



KZ2

Qualifying Heats E-F Lap Chart

For information purposes. No official / regulatory value

	1	2	3	4	5	6	7	8	9	10	11	12	13	14	15	16	17	18	19	20	21	22	23	24	25	26	27	28	29	30
Grid	137	187	130	141	184	139	168	177	167	185	144	97	119	152	132	189	179	145	153	195	106	147	123	125	120	142	190	148	128	101
Start	137	187	141	130	184	168	139	185	167	177	119	144	152	145	189	179	132	97	106	153	123	120	125	142	147	190	148	195	128	
Lap 1 <small>Interval</small>	137	141	187	184	168	130	185	119	167	177	139	145	179	189	132	152	144	106	153	195	123	142	190	147	128	125				
Lap 2	137	187	141	184	168	185	130	119	167	177	139	145	179	189	132	144	152	106	153	195	123	142	147	190	128	125				
Lap 3	137	187	141	184	185	168	130	167	119	139	177	145	179	189	144	132	152	106	195	153	123	147	142	190	128	125				
Lap 4	137	187	141	184	185	130	168	167	119	139	145	189	179	132	177	144	152	195	106	123	147	142	153	190	125	128				
Lap 5	137	187	141	184	185	130	168	119	167	139	145	189	132	179	195	144	177	152	123	147	106	142	153	125	128	100				
Lap 6	137	187	141	184	185	130	168	119	167	139	145	189	132	144	195	152	123	177	106	147	179	153	125	142	128					
Lap 7	137	187	141	184	185	130	168	119	167	139	145	132	144	152	123	195	177	106	147	179	153	125	142	128						
Lap 8	137	187	141	184	130	185	168	119	167	139	145	132	144	152	123	177	195	106	147	179	153	125	142	128						
Lap 9	137	187	141	184	130	185	168	119	139	167	145	132	144	152	123	177	195	147	106	179	153	125	142	128						
Lap 10	137	187	141	184	130	185	168	119	139	167	145	132	144	152	123	177	195	147	106	153	179	125	142	128						
Lap 11	137	187	141	184	130	185	119	168	139	167	145	132	144	152	177	123	195	147	106	153	179	125	142	128						
Lap 12	137	187	141	184	130	185	119	168	139	167	145	132	144	152	177	195	123	147	106	153	179	125	142	128						
Lap 13	187	141	184	130	185	119	168	139	167	145	132	144	152	177	137	195	123	147	106	153	179	125	142	128						

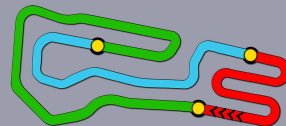


Scan this QR code for live timing



Timing service and charts editing provided by:

**Federazione Italiana
Cronometristi**



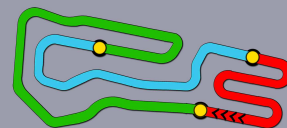
KZ2

Qualifying Heats E-F Analysis

For information purposes. No official / regulatory value

Laps	Sector 1	Sector 2	Sector 3	Lap Time	Laps	Sector 1	Sector 2	Sector 3	Lap Time	Laps	Sector 1	Sector 2	Sector 3	Lap Time
6	18.468	14.931	13.976	47.375	8	18.541	14.898	14.011	47.450	10	18.770	15.069	14.012	47.851
7	18.461	14.950	13.997	47.408	9	18.474	14.910	14.504	47.888	11	18.509	15.044	13.928	47.481
8	18.501	14.922	13.950	47.373	10	18.517	14.923	13.963	47.403	12	18.482	15.004	13.910	47.396
9	18.445	14.912	13.910	47.267	11	18.452	14.916	13.956	47.324	13	18.528	14.943	13.919	47.390
10	18.452	14.883	13.916	47.251	12	18.444	14.911	14.030	47.385	No.167 Lanzani William				
11	18.385	14.861	13.887	47.133	13	18.501	15.028	13.919	47.448	1	20.966	16.031	14.479	51.476
12	18.376	14.823	13.959	47.158	No.147 Sjøkvist Isac					2	19.422	15.767	14.420	49.609
13	18.441	15.080	14.241	47.762	1	22.870	16.365	14.761	53.996	3	19.049	15.226	14.200	48.475
No.142 Mihic Martin					2	18.989	15.527	14.601	49.117	4	18.880	15.180	14.489	48.549
1	21.826	16.426	15.112	53.364	3	18.867	15.442	14.317	48.626	5	18.589	14.976	14.362	47.927
2	19.285	15.515	14.495	49.295	4	18.751	15.667	14.748	49.166	6	18.876	15.060	13.973	47.909
3	19.102	15.589	14.784	49.475	5	18.836	15.125	14.287	48.248	7	18.531	14.955	13.954	47.440
4	18.792	15.460	14.647	48.899	6	19.294	15.258	15.255	49.807	8	18.488	14.931	13.955	47.374
5	19.180	15.201	14.590	48.971	7	18.818	15.184	14.196	48.198	9	18.621	15.182	14.513	48.316
6	19.383	16.122	15.454	50.959	8	18.609	15.042	14.144	47.795	10	18.559	14.902	13.938	47.399
7	19.056	15.189	14.341	48.586	9	19.013	15.214	14.080	48.307	11	18.524	14.897	13.911	47.332
8	18.795	15.034	14.322	48.151	10	18.640	15.007	14.049	47.696	12	18.499	14.904	13.870	47.273
9	18.693	15.030	14.301	48.024	11	18.490	14.922	14.001	47.413	13	18.419	14.888	13.908	47.215
10	18.641	15.061	14.218	47.920	12	18.504	14.970	14.020	47.494	No.168 Piccini Alessio				
11	18.784	15.156	14.196	48.136	13	18.460	14.863	13.982	47.305	1	20.413	15.511	14.893	50.817
12	18.702	15.044	14.219	47.965	No.152 Berto Filippo					2	19.468	15.563	14.457	49.488
13	18.696	15.089	14.254	48.039	1	21.457	16.688	14.866	53.011	3	19.291	15.450	14.471	49.212
No.144 Gonzales Nicolas					2	19.464	15.404	14.536	49.404	4	18.861	15.394	14.392	48.647
1	22.214	16.431	14.695	53.340	3	19.245	15.297	14.449	48.991	5	18.609	15.027	14.038	47.674
2	19.052	15.355	14.770	49.177	4	18.932	15.709	14.787	49.428	6	18.607	14.967	13.986	47.560
3	18.959	15.187	14.674	48.820	5	19.183	15.032	14.786	49.001	7	18.516	14.930	14.007	47.453
4	19.027	15.794	14.614	49.435	6	19.096	15.132	14.282	48.510	8	18.604	14.988	13.928	47.520
5	18.851	15.061	15.288	49.200	7	18.835	15.068	14.105	48.008	9	18.482	14.901	13.984	47.367
6	18.882	15.178	14.069	48.129	8	18.710	14.983	13.989	47.682	10	18.476	14.843	13.939	47.258
7	18.711	15.010	14.107	47.828	9	18.555	14.980	13.996	47.531	11	18.563	14.895	14.233	47.691
8	18.641	14.992	14.023	47.656	10	18.601	14.887	13.964	47.452	12	18.520	14.884	13.896	47.300
9	18.586	15.009	13.988	47.583	11	18.523	14.899	13.936	47.358	13	18.516	14.920	13.928	47.364
10	18.596	14.964	14.003	47.563	12	18.486	14.881	13.914	47.281	No.177 Fuoco Antonio				
11	18.520	14.872	13.967	47.359	13	18.518	14.859	14.215	47.592	1	21.159	15.935	14.690	51.784
12	18.562	14.936	13.969	47.467	No.153 Valenti Marco					2	19.157	15.846	14.554	49.557
13	18.533	14.892	14.399	47.824	1	21.756	16.349	15.137	53.242	3	19.053	15.465	14.773	49.291
No.145 Fife Joshua					2	19.086	15.544	14.430	49.060	4	18.922	16.199	14.655	49.776
1	21.047	15.966	15.066	52.079	3	19.422	15.368	14.559	49.349	5	18.672	14.958	16.293	49.923
2	18.960	15.530	14.767	49.257	4	19.115	16.219	14.665	49.999	6	20.003	15.323	14.471	49.797
3	18.691	15.472	14.767	48.930	5	19.192	15.428	14.262	48.882	7	18.713	15.035	14.335	48.083
4	18.750	15.490	14.154	48.394	6	19.148	16.256	14.225	49.629	8	18.695	14.969	14.310	47.974
5	18.582	14.990	14.079	47.651	7	18.716	15.107	14.211	48.034	9	18.560	14.916	13.995	47.471
6	18.575	15.011	14.008	47.594	8	18.638	15.094	14.052	47.784	10	18.495	14.848	13.971	47.314
7	18.573	14.887	14.011	47.471	9	18.824	15.316	14.423	48.563	11	18.416	14.884	13.954	47.254





KZ2

Qualifying Heats E-F Analysis

For information purposes. No official / regulatory value

Laps	Sector 1	Sector 2	Sector 3	Lap Time
12	18.423	14.794	13.983	47.200
13	18.388	14.826	13.936	47.150

No.179 Nilsson Brandon				
Laps	Sector 1	Sector 2	Sector 3	Lap Time
1	21.046	16.167	14.896	52.109
2	19.133	15.526	14.706	49.365
3	18.884	15.313	14.681	48.878
4	18.839	15.671	14.414	48.924
5	18.724	15.049	16.018	49.791
6	20.733	15.876	14.584	51.193
7	18.768	15.186	14.218	48.172
8	18.668	15.017	14.048	47.733
9	18.913	15.249	14.577	48.739
10	19.099	15.011	14.080	48.190
11	18.664	14.975	13.966	47.605
12	18.501	14.976	14.009	47.486
13	18.526	14.956	14.005	47.487

No.184 Pex Jorrit				
Laps	Sector 1	Sector 2	Sector 3	Lap Time
1	20.601	15.507	14.847	50.955
2	19.496	15.592	14.290	49.378
3	18.709	15.091	14.099	47.899
4	18.575	15.068	14.044	47.687
5	18.537	14.950	14.006	47.493
6	18.476	14.910	14.043	47.429
7	18.494	14.945	14.060	47.499
8	18.600	15.003	14.055	47.658
9	18.513	14.989	13.981	47.483
10	18.580	14.977	13.968	47.525
11	18.522	14.897	13.934	47.353
12	18.505	14.876	13.920	47.301
13	18.502	14.967	14.040	47.509

No.185 Pex Stan				
Laps	Sector 1	Sector 2	Sector 3	Lap Time
1	20.912	15.532	14.606	51.050
2	19.375	15.462	14.399	49.236
3	18.827	15.249	14.125	48.201
4	18.637	15.061	14.066	47.764
5	18.536	15.087	14.055	47.678
6	18.635	15.061	14.033	47.729
7	18.572	15.056	14.044	47.672
8	18.765	15.155	14.034	47.954
9	18.551	14.962	14.006	47.519
10	18.529	14.975	13.960	47.464
11	18.547	14.954	13.897	47.398
12	18.507	14.933	13.918	47.358
13	18.473	14.982	13.936	47.391

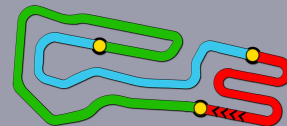
No.187 Federer Fabian				
Laps	Sector 1	Sector 2	Sector 3	Lap Time
1	56.390	15.633	14.746	51.864
2	19.550	15.433	14.189	49.172
3	18.713	14.997	14.057	47.767
4	18.550	14.981	14.017	47.548
5	18.491	14.943	14.012	47.446
6	18.487	14.889	13.982	47.358
7	18.464	14.932	14.049	47.445
8	18.476	14.880	13.947	47.303
9	18.453	14.911	13.931	47.295
10	18.439	14.846	13.954	47.239
11	18.463	14.893	13.948	47.304
12	18.464	14.872	13.890	47.226
13	18.603	15.106	14.241	47.950

No.189 Vasile Daniel				
Laps	Sector 1	Sector 2	Sector 3	Lap Time
1	21.255	16.397	14.787	52.439
2	19.202	15.579	14.779	49.560
3	18.833	15.155	14.640	48.628
4	18.770	15.308	14.378	48.456
5	18.645	14.972	14.080	47.697
6	18.566	14.882	14.082	47.530

No.190 Attianese Luca				
Laps	Sector 1	Sector 2	Sector 3	Lap Time
1	22.021	16.344	15.068	53.433
2	19.286	15.501	15.063	49.850
3	18.991	15.370	14.556	48.917
4	18.922	15.433	14.836	49.191
5	19.010	15.386	18.317	52.713

No.195 Hall Philip				
Laps	Sector 1	Sector 2	Sector 3	Lap Time
1	21.536	16.309	15.080	52.925
2	19.021	15.502	14.472	48.995
3	19.326	15.305	14.275	48.906
4	18.675	15.579	14.557	48.811
5	18.857	15.043	14.738	48.638
6	19.254	15.192	14.259	48.705
7	19.047	15.921	14.267	49.235
8	18.681	15.053	14.714	48.448
9	18.670	14.908	14.010	47.588
10	18.588	14.879	14.015	47.482
11	18.531	14.946	13.949	47.426
12	18.550	15.016	14.094	47.660
13	18.555	14.865	13.959	47.379





KZ2

Qualifying Heats E-F Starting Grid

Document 26.1 OFFICIAL

191	Sager Moritz Kosmic / Vortex / Bridgestone		15	128	Chayka Sergiy Sodikart / Tm / Bridgestone	
148	Kochev Konstantin Energy / Tm / Bridgestone		14	190	Attianese Luca Dfm / Iame / Bridgestone	
142	Mihic Martin Tb Kart / Tm / Bridgestone		13	120	Zanetti Matteo Sodikart / Tm / Bridgestone	
125	Reinhard Andre Crg / Tm / Bridgestone		12	123	Loussier Paul Sodikart / Tm / Bridgestone	
147	Sjokvist Isac Energy / Tm / Bridgestone		11	106	Leuillet Gabin Sodikart / Tm / Bridgestone	
195	Hall Philip Formula K / Vortex / Bridgestone		10	153	Valenti Marco Crg / Tm / Bridgestone	
145	Fife Joshua Energy / Tm / Bridgestone		9	179	Nilsson Brandon Intrepid / Tm / Bridgestone	
189	Vasile Daniel Dr / Modena Engines / Bridgestone		8	132	Landais Thomas Sodikart / Tm / Bridgestone	
152	Berto Filippo Crg / Tm / Bridgestone		7	119	Renaudin Adrien Sodikart / Tm / Bridgestone	
97	Rosina Michael Crg / Tm / Bridgestone		6	144	Gonzales Nicolas Maranello / Tm / Bridgestone	
185	Pex Stan Crg / Tm / Bridgestone		5	167	Lanzeni William Birel Art / Tm / Bridgestone	
177	Fuoco Antonio Tony Kart / Vortex / Bridgestone		4	168	Piccini Alessio Tony Kart / Vortex / Bridgestone	
139	Gavrilov Klim Crocpromotion / Tm / Bridgestone		3	184	Pex Jorrit Crg / Tm / Bridgestone	
141	Hanley Benjamin Drago Corse / Tm / Bridgestone		2	130	Schmitz Alexander Tony Kart / Vortex / Bridgestone	
187	Federer Fabian Crg / Tm / Bridgestone		1	137	Celenta Francesco Praga / Tm / Bridgestone	

POLE POSITION



Start : 16/02 - 14:30 13 Laps = 15,600 Km

23° WINTER CUP (ITA) 15-18/02/2018

FICR

Page 1 / 1

Apex Timing

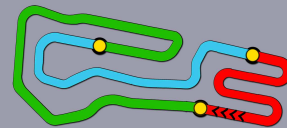


Scan this QR code for live timing



Timing service and charts editing provided by:

**Federazione Italiana
Cronometristi**



KZ2

Qualifying Practice (QP) DEF. RESULTS

Document 25.1 OFFICIAL

Rnk	No.	Entrant	Nat E.	Driver	Nat D.	QPs1	QPs2	QPs3	Time	Gap	Laps	Group
1	181	BABY RACE DRIVER ACADEMY	ITA	Lorandi Leonardo	ITA	-	-	46.693	46.693		9	A
2	186	BABY RACE DRIVER ACADEMY	ITA	Lorandi Alessio	ITA	-	46.735	-	46.735	0.042	9	B
3	166	BIREL ART RACING	ITA	Longhi Riccardo	ITA	46.770	-	-	46.770	0.077	8	C
4	151	CRG SPA	ITA	Giardelli Alessandro	ITA	-	-	46.742	46.742	0.049	9	D
5	137	PRAGA RACING TEAM	ITA	Celenta Francesco	ITA	-	46.866	-	46.866	0.173	9	E
6	187	SRP RACING TEAM	ITA	Federer Fabian	ITA	46.877	-	-	46.877	0.184	8	F
7	103	SODIKART	ITA	Irlando Alex	ITA	-	-	46.757	46.757	0.064	9	A
8	102	SODIKART	ITA	Abbate Anthony	ITA	-	46.909	-	46.909	0.216	9	B
9	101	CRG SPA	ITA	De Conto Paolo	ITA	46.929	-	-	46.929	0.236	7	C
10	192	INTREPID DRIVER PROGRAM	ITA	Palomba Giuseppe	ITA	-	-	46.757	46.757	0.064	9	D
11	130	SCHMITZ ALEXANDER	ITA	Schmitz Alexander	ITA	-	46.913	-	46.913	0.220	9	E
12	141	CROCPROMOTION SRL	ITA	Hanley Benjamin	ITA	46.932	-	-	46.932	0.239	9	F
13	138	FORMULA K	ITA	Iglesias Jeremy	ITA	-	-	46.779	46.779	0.086	9	A
14	199	KR MOTORSPORT	ITA	Torsellini Mirko	ITA	-	46.935	-	46.935	0.242	9	B
15	110	CPB SPORT	ITA	Baciuska Rokas	ITA	46.951	-	-	46.951	0.258	9	C
16	182	CRG HOLLAND	ITA	Persson Tornqvist Benjamin	ITA	-	-	46.856	46.856	0.163	8	D
17	184	CRG HOLLAND	ITA	Pex Jorrit	ITA	-	46.973	-	46.973	0.280	8	E
18	139	CROCPROMOTION SRL	ITA	Gavrilov Klim	ITA	46.965	-	-	46.965	0.272	9	F
19	162	TONY KART RACING TEAM	ITA	Puhakka Simo	ITA	-	-	46.896	46.896	0.203	9	A
20	131	NUOVA 3M SRL	ITA	Dale Andrea	ITA	-	46.975	-	46.975	0.282	9	B
21	150	CRG SPA	ITA	Luyet Jean	ITA	47.014	-	-	47.014	0.321	8	C
22	157	PRAGA RACING TEAM	ITA	Loubere Pierre	ITA	-	-	46.907	46.907	0.214	9	D
23	168	TONY KART RACING TEAM	ITA	Piccini Alessio	ITA	-	46.997	-	46.997	0.304	9	E
24	177	TONY KART RACING TEAM	ITA	Fuoco Antonio	ITA	47.061	-	-	47.061	0.368	9	F
25	197	SCS SRL	ITA	Cunati Simone	ITA	-	-	46.907	46.907	0.214	9	A
26	154	CRG SPA	ITA	Denner Emilien	ITA	-	46.997	-	46.997	0.304	9	B
27	161	MARANELLO KART	ITA	Campele Lorenzo	ITA	47.061	-	-	47.061	0.368	8	C
28	114	ALBANESE DANILO	ITA	Albanese Danilo	ITA	-	-	46.919	46.919	0.226	9	D
29	167	BIREL ART RACING	ITA	Lanzeni William	ITA	-	47.014	-	47.014	0.321	9	E
30	185	CRG HOLLAND	ITA	Pex Stan	ITA	47.088	-	-	47.088	0.395	8	F
31	140	CROCPROMOTION SRL	ITA	Chubarov Ivan	ITA	-	-	46.960	46.960	0.267	9	A
32	111	BURAN ALESSANDRO	ITA	Buran Alessandro	ITA	-	47.022	-	47.022	0.329	9	B
33	104	CPB SPORT	ITA	Leuillet Tom	ITA	47.089	-	-	47.089	0.396	9	C
34	99	BIREL ART RACING KSW	ITA	Dreezen Rick	ITA	-	-	46.965	46.965	0.272	9	D
35	144	MARANELLO KART	ITA	Gonzales Nicolas	ITA	-	47.044	-	47.044	0.351	9	E
36	97	CRG SPA	ITA	Rosina Michael	ITA	47.113	-	-	47.113	0.420	8	F
37	146	ENERGY CORSE SRL	ITA	Skaras Emil	ITA	-	-	46.968	46.968	0.275	8	A
38	165	BIREL ART RACING	ITA	Dahlberg Alexander	ITA	-	47.046	-	47.046	0.353	9	B
39	112	LION KART FACTORY RACING TEAM	ITA	Lammers Bas	ITA	47.117	-	-	47.117	0.424	9	C
40	160	TONY KART RACING TEAM	ITA	Vigano' Matteo	ITA	-	-	46.985	46.985	0.292	9	D
41	119	CPB SPORT	ITA	Renaudin Adrien	ITA	-	47.072	-	47.072	0.379	9	E
42	152	CRG SPA	ITA	Berto Filippo	ITA	47.126	-	-	47.126	0.433	8	F
43	135	KOSMIC RACING DEPARTEMENT	ITA	Rasmussen Oliver	ITA	-	-	47.018	47.018	0.325	9	A
44	108	CPB SPORT	ITA	Valente Enzo	ITA	-	47.074	-	47.074	0.381	9	B
45	105	PETIT HUBERT	ITA	Petit Hubert	ITA	47.140	-	-	47.140	0.447	9	C
46	193	RENDA MOTORSPORT	ITA	Fusco Giuseppe	ITA	-	-	47.019	47.019	0.326	9	D
47	132	THOMAS LANDAIS	ITA	Landais Thomas	ITA	-	47.103	-	47.103	0.410	9	E
48	189	DR SRL	ITA	Vasile Daniel	ITA	47.167	-	-	47.167	0.474	8	F
49	115	BRM RACING	ITA	Zani Cristopher	ITA	-	-	47.093	47.093	0.400	9	A
50	127	DR SRL	ITA	Paul Maximilian	ITA	-	47.120	-	47.120	0.427	9	B
51	194	RENDA MOTORSPORT	ITA	De Vecchi Stefano	ITA	47.205	-	-	47.205	0.512	8	C
52	98	COMANDUCCI ANDREA	ITA	Comanducci Francesco	ITA	-	-	47.099	47.099	0.406	9	D
53	179	INTREPID DRIVER PROGRAM	ITA	Nilsson Brandon	ITA	-	47.136	-	47.136	0.443	9	E
54	145	ENERGY CORSE SRL	ITA	Fife Joshua	ITA	47.233	-	-	47.233	0.540	7	F
55	170	CRG SPA	ITA	Cebrian Gerard	ITA	-	-	47.126	47.126	0.433	9	A
56	113	ZANCHI MOTORSPORT	ITA	Zanchi Matteo	ITA	-	47.147	-	47.147	0.454	9	B
57	172	WARD RACING	ITA	Dzitiev Yuri	ITA	47.273	-	-	47.273	0.580	9	C
58	171	COLOMBO MIRKO	ITA	Colombo Mirko	ITA	-	-	47.144	47.144	0.451	9	D

Gap Between Series : 100.16%

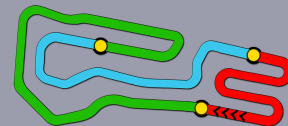


Scan this QR code for live timing



Timing service and charts editing provided by:

**Federazione Italiana
Cronometristi**



KZ2

Qualifying Practice (QP)
DEF. RESULTS

Document 25.1 OFFICIAL

Rnk	No.	Entrant	Nat E.	Driver	Nat D.	QPs1	QPs2	QPs3	Time	Gap	Laps	Group
59	153	CRG SPA	ITA	Valenti Marco	ITA	-	47.192	-	47.192	0.499	9	E
60	195	RENDA MOTORSPORT	ITA	Hall Philip	ITA	47.322	-	-	47.322	0.629	8	F
61	136	GACO RACING	NOR	Rismyhr Finn	NOR	-	-	47.255	47.255	0.562	9	A
62	134	KOSMIC RACING DEPARTEMENT	NOR	Bengtsson Axel	NOR	-	47.254	-	47.254	0.561	9	B
63	183	CRG HOLLAND	NLD	Varhaug Pal	NLD	47.390	-	-	47.390	0.697	8	C
64	163	MARANELLO KART	ITA	Peklin Ivan	ITA	-	-	47.288	47.288	0.595	9	D
65	106	CPB SPORT	ITA	Leuillet Gabin	ITA	-	47.351	-	47.351	0.658	9	E
66	147	ENERGY CORSE SRL	ITA	Sjokvist Isac	ITA	47.418	-	-	47.418	0.725	9	F
67	124	MORARDO FABRIZIO	ITA	Morardo Fabrizio	ITA	-	-	47.366	47.366	0.673	9	A
68	158	KK1	HRV	Habulin Kristijan	HRV	-	47.358	-	47.358	0.665	9	B
69	121	ARNAUD JEAN	ITA	Arnaud Hugo	ITA	47.518	-	-	47.518	0.825	8	C
70	169	EVRRAD PAUL	ITA	Evrrad Paul	ITA	-	-	47.470	47.470	0.777	9	D
71	123	VEVE LUDOVIC	CHE	Loussier Paul	CHE	-	47.358	-	47.358	0.665	9	E
72	125	REINHARD ANDRE	ITA	Reinhard Andre	ITA	47.655	-	-	47.655	0.962	8	F
73	149	KOKOSIOULIS ANNA MARIA	ITA	Munaretto Luca	ITA	-	-	47.494	47.494	0.801	9	A
74	109	CPB SPORT	ITA	Lay Gillian	ITA	-	47.368	-	47.368	0.675	9	B
75	116	BRM RACING	ITA	Mascialino Federico	ITA	47.698	-	-	47.698	1.005	8	C
76	155	MK RACING	GBR	Lang Hannah	GBR	-	-	47.532	47.532	0.839	9	D
77	120	ZANETTI DAVID	ITA	Zanetti Matteo	ITA	-	47.435	-	47.435	0.742	9	E
78	142	MIHIC MARTINN	AUT	Mihic Martin	AUT	47.709	-	-	47.709	1.016	8	F
79	178	R&R RACING TEAM	ITA	Ugran Filip	ITA	-	-	47.533	47.533	0.840	9	A
80	107	CPB SPORT	ITA	Nomblot Jean	ITA	-	47.549	-	47.549	0.856	9	B
81	122	BERNER KART RACING CLUB	ITA	Von Lerber Isabelle	ITA	47.762	-	-	47.762	1.069	9	C
82	143	MARANELLO KART	ITA	Berndt Tim	ITA	-	-	47.748	47.748	1.055	9	D
83	190	ATTIANESE LUCA MARIA	ITA	Attianese Luca	ITA	-	47.675	-	47.675	0.982	8	E
84	148	ENERGY CORSE SRL	ITA	Kochev Konstantin	ITA	47.829	-	-	47.829	1.136	9	F
85	126	LA MARTINA VINCENZO	ITA	La Martina Vincenzo Alessio	ITA	-	-	47.810	47.810	1.117	8	A
86	129	SODI RUSSIAN TEAM	ITA	Efrosinin Georgii	ITA	-	47.786	-	47.786	1.093	8	B
87	198	CRG SPA	ITA	Forne Tomas Toni	ITA	48.027	-	-	48.027	1.334	9	C
88	175	ASTASHENKO ANTON	BLR	Astashenko Anton	BLR	-	-	47.884	47.884	1.191	9	D
89	128	SODI RUSSIAN TEAM	ITA	Chayka Sergiy	ITA	-	47.826	-	47.826	1.133	9	E
90	191	KSB RACING TEAM	ITA	Sager Moritz	ITA	48.054	-	-	48.054	1.361	8	F
91	173	CRG SPA	ITA	Lopez Marc-oriol	ITA	-	-	48.360	48.360	1.667	8	A
92	133	MK RACING	GBR	Gemmill Oliver	GBR	-	48.557	-	48.557	1.864	8	B
93	118	BRM RACING	ITA	Rossini Nicola	ITA	48.260	-	-	48.260	1.567	5	C
94	174	LOPATIN ANDREW	BLR	Lopatin Andrew	BLR	49.860	-	-	49.860	3.167	6	D

Gap Between Series : 100.16%

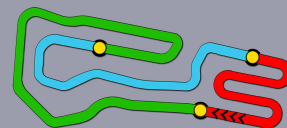


Scan this QR code for live timing



Timing service and charts editing provided by:

Federazione Italiana Cronometristi



KZ2

Qualifying Practices - Series 3 (QPS3) RESULTS

Document 24.1 OFFICIAL

Rnk	No.	Entrant	Nat E.	Driver	Nat D.	Equipment	Sector 1	Sector 2	Sector 3	Time	Gap	Laps
1	181	BABY RACE DRIVER ACADEMY	ITA	Lorandi Leonardo	ITA	Tony Kart / Tm / Bridgestone	18.278	14.659	13.756	46.693		9
2	151	CRG SPA	ITA	Giardelli Alessandro	ITA	Crg / Tm / Bridgestone	18.298	14.655	13.789	46.742	0.049	9
3	103	SODIKART	FRA	Irlando Alex	ITA	Sodikart / Tm / Bridgestone	18.336	14.681	13.740	46.757	0.064	9
4	192	INTREPID DRIVER PROGRAM	ITA	Palomba Giuseppe	ITA	Intrepid / Tm / Bridgestone	18.311	14.647	13.799	46.757	0.064	9
5	138	FORMULA K	ITA	Iglesias Jeremy	FRA	Formula K / Tm / Bridgestone	18.320	14.687	13.772	46.779	0.086	9
6	182	CRG HOLLAND	NLD	Persson Tornqvist Benjamin	SWE	Crg / Tm / Bridgestone	18.281	14.746	13.829	46.856	0.163	8
7	162	TONY KART RACING TEAM	ITA	Puhakka Simo	FIN	Tony Kart / Vortex / Bridgestone	18.340	14.781	13.775	46.896	0.203	9
8	157	PRAGA RACING TEAM	ITA	Loubere Pierre	FRA	Praga / Tm / Bridgestone	18.323	14.751	13.833	46.907	0.214	9
9	197	SCS SRL	ITA	Cunati Simone	ITA	Topkart / Parilla / Bridgestone	18.367	14.758	13.782	46.907	0.214	9
10	114	ALBANESE DANILO	ITA	Albanese Danilo	ITA	Tony Kart / Vortex / Bridgestone	18.339	14.778	13.802	46.919	0.226	9
11	140	CROCPROMOTION SRL	ITA	Chubarov Ivan	RUS	Crocpromotion / Tm / Bridgestone	18.337	14.689	13.934	46.960	0.267	9
12	99	BIREL ART RACING KSW	AUT	Dreezen Rick	BEL	Birel Art / Tm / Bridgestone	18.393	14.790	13.782	46.965	0.272	9
13	146	ENERGY CORSE SRL	ITA	Skaras Emil	SWE	Energy / Tm / Bridgestone	18.401	14.692	13.875	46.968	0.275	8
14	160	TONY KART RACING TEAM	ITA	Vigano' Matteo	ITA	Tony Kart / Vortex / Bridgestone	18.369	14.772	13.844	46.985	0.292	9
15	135	KOSMIC RACING DEPARTEMENT	ITA	Rasmussen Oliver	DNK	Kosmic / Vortex / Bridgestone	18.355	14.779	13.884	47.018	0.325	9
16	193	RENDA MOTORSPORT	ITA	Fusco Giuseppe	ITA	Fk / Vortex / Bridgestone	18.380	14.717	13.922	47.019	0.326	9
17	115	BRM RACING	ITA	Zani Christopher	ITA	Brm / Tm / Bridgestone	18.419	14.851	13.823	47.093	0.400	9
18	98	COMANDUCCI ANDREA	ITA	Comanducci Francesco	ITA	Tony Kart / Tm / Bridgestone	18.392	14.754	13.953	47.099	0.406	9
19	170	CRG SPA	ITA	Cebrian Gerard	ESP	Crg / Tm / Bridgestone	18.403	14.818	13.905	47.126	0.433	9
20	171	COLOMBO MIRKO	ITA	Colombo Mirko	ITA	Energy / Tm / Bridgestone	18.402	14.839	13.903	47.144	0.451	9
21	136	GACO RACING	NOR	Rismyhr Finn	NOR	Sodikart / Tm / Bridgestone	18.511	14.866	13.878	47.255	0.562	9
22	163	MARANELLO KART	ITA	Peklin Ivan	UKR	Maranello / Tm / Bridgestone	18.399	14.861	14.028	47.288	0.595	9
23	124	MORARDO FABRIZIO	ITA	Morardo Fabrizio	ITA	Srk / Tm / Bridgestone	18.565	14.890	13.911	47.366	0.673	9
24	169	EVRRARD PAUL	FRA	Evrard Paul	FRA	Tony Kart / Vortex / Bridgestone	18.543	14.917	14.010	47.470	0.777	9
25	149	KOKOSIOULIS ANNA MARIA	ITA	Munaretto Luca	ITA	Crg / Tm / Bridgestone	18.536	14.950	14.008	47.494	0.801	9
26	155	MK RACING	GBR	Lang Hannah	GBR	Tony Kart / Vortex / Bridgestone	18.519	15.000	14.013	47.532	0.839	9
27	178	R&R RACING TEAM	AUT	Ugran Filip	ROU	Birel Art / Tm / Bridgestone	18.617	14.908	14.008	47.533	0.840	9
28	143	MARANELLO KART	ITA	Berndt Tim	NLD	Maranello / Tm / Bridgestone	18.709	14.907	14.132	47.748	1.055	9
29	126	LA MARTINA VINCENZO	ITA	La Martina Vincenzo Alessio	ITA	Crg / Tm / Bridgestone	18.732	15.007	14.071	47.810	1.117	8
30	175	ASTASHENKO ANTON	BLR	Astashenko Anton	BLR	Tony Kart / Tm / Bridgestone	18.752	15.025	14.107	47.884	1.191	9
31	173	CRG SPA	ITA	Lopez Marc-oriol	ESP	Crg / Tm / Bridgestone	18.885	15.079	14.396	48.360	1.667	8

Start Time : 16/02 - 12:22:02

Weather : Sunny Air : 8°C Track : Dry

Best Lap : No.181 Lorandi Leonardo 46.693 92,51 Kph

Previous Event Record : No.186 Lorandi Alessio 46.735 92,43 Kph

23rd WINTER CUP (ITA) 15-18/02/2018

Page 1 / 1

FICR

Apex Timing

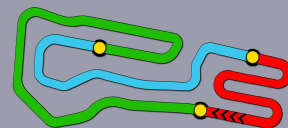


Scan this QR code for live timing



Timing service and charts editing provided by:

**Federazione Italiana
Cronometristi**



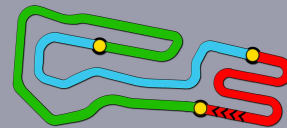
KZ2

Qualifying Practices - Series 3 (QPS3) Best Sectors Analysis

For information purposes. No official / regulatory value

S1			S2			S3			Ideal Lap Times						
Rnk	No.	Time	Rnk	No.	Time	Rnk	No.	Time	Rnk	No.	Driver	Nat D.	Ideal Lap	Best Lap	Diff.
1	103	18.256	1	181	14.643	1	103	13.694	1	103	Irlando Alex	ITA	46.602	46.757	0.155
2	181	18.278	2	192	14.647	2	192	13.727	2	192	Palomba Giuseppe	ITA	46.661	46.757	0.096
3	182	18.281	3	103	14.652	3	99	13.744	3	181	Lorandi Leonardo	ITA	46.677	46.693	0.016
4	192	18.287	4	151	14.655	4	181	13.756	4	151	Giardelli Alessandro	ITA	46.742	46.742	
5	146	18.289	5	138	14.687	5	138	13.772	5	138	Iglesias Jeremy	FRA	46.761	46.779	0.018
6	157	18.291	6	140	14.689	6	162	13.775	6	182	Persson Tornqvist Benjamin	SWE	46.827	46.856	0.029
7	151	18.298	7	146	14.692	7	197	13.782	7	197	Cunati Simone	ITA	46.841	46.907	0.066
8	138	18.302	8	193	14.717	8	151	13.789	8	146	Skaras Emil	SWE	46.856	46.968	0.112
9	197	18.334	9	197	14.725	9	160	13.790	9	157	Loubere Pierre	FRA	46.875	46.907	0.032
10	162	18.335	10	182	14.746	10	182	13.800	10	114	Albanese Danilo	ITA	46.889	46.919	0.030
11	140	18.337	11	114	14.748	11	114	13.802	11	162	Puhakka Simo	FIN	46.891	46.896	0.005
12	114	18.339	12	157	14.751	12	115	13.817	12	99	Dreezen Rick	BEL	46.912	46.965	0.053
13	193	18.348	13	98	14.754	13	157	13.833	13	140	Chubarov Ivan	RUS	46.920	46.960	0.040
14	135	18.355	14	160	14.772	14	136	13.872	14	160	Vigano' Matteo	ITA	46.931	46.985	0.054
15	160	18.369	15	99	14.775	15	146	13.875	15	193	Fusco Giuseppe	ITA	46.942	47.019	0.077
16	98	18.392	16	135	14.779	16	193	13.877	16	135	Rasmussen Oliver	DNK	47.018	47.018	
17	99	18.393	17	162	14.781	17	171	13.879	17	98	Comanducci Francesco	ITA	47.052	47.099	0.047
18	170	18.396	18	170	14.818	18	135	13.884	18	115	Zani Christopher	ITA	47.086	47.093	0.007
19	163	18.399	19	171	14.822	19	140	13.894	19	171	Colombo Mirko	ITA	47.103	47.144	0.041
20	171	18.402	20	163	14.850	20	170	13.905	20	170	Cebrian Gerard	ESP	47.119	47.126	0.007
21	115	18.419	20	115	14.850	21	98	13.906	21	163	Peklin Ivan	UKR	47.240	47.288	0.048
22	178	18.472	22	136	14.866	22	124	13.911	22	136	Rismyhr Finn	NOR	47.249	47.255	0.006
23	149	18.496	23	124	14.890	23	163	13.991	23	124	Morardo Fabrizio	ITA	47.333	47.366	0.033
24	136	18.511	24	143	14.907	24	155	13.997	24	178	Ugran Filip	ROU	47.388	47.533	0.145
25	155	18.519	25	178	14.908	25	178	14.008	25	149	Munaretto Luca	ITA	47.450	47.494	0.044
26	124	18.532	26	169	14.909	25	149	14.008	26	169	Evrard Paul	FRA	47.462	47.470	0.008
27	169	18.543	27	149	14.946	27	169	14.010	27	155	Lang Hannah	GBR	47.488	47.532	0.044
28	175	18.672	28	155	14.972	28	126	14.050	28	143	Berndt Tim	NLD	47.690	47.748	0.058
29	143	18.686	29	175	14.993	29	143	14.097	29	126	La Martina Vincenzo Alessio	ITA	47.748	47.810	0.062
30	126	18.691	30	126	15.007	30	175	14.107	30	175	Astashenko Anton	BLR	47.772	47.884	0.112
31	173	18.768	31	173	15.079	31	173	14.312	31	173	Lopez Marc-oriol	ESP	48.159	48.360	0.201





KZ2

Qualifying Practices - Series 3 (QPS3) Analysis

For information purposes. No official / regulatory value

Laps	Sector 1	Sector 2	Sector 3	Lap Time
No.98 Comanducci Francesco				
1	23.334	17.362	15.505	56.201
2	19.537	15.509	14.217	49.263
3	18.581	14.950	14.036	47.567
4	18.424	14.846	13.988	47.258
5	18.392	14.754	13.953	47.099
6	18.423	14.764	13.936	47.123
7	18.436	14.766	13.933	47.135
8	18.453	14.792	13.906	47.151
9	18.411	14.815	13.943	47.169

Laps	Sector 1	Sector 2	Sector 3	Lap Time
No.99 Dreezen Rick				
1	25.217	17.735	19.780	1:02.732
2	19.913	16.549	17.345	53.807
3	18.900	15.024	14.004	47.928
4	18.520	14.820	13.867	47.207
5	18.474	14.814	13.896	47.184
6	18.517	14.841	13.895	47.253
7	18.472	14.864	13.803	47.139
8	18.456	14.775	13.744	46.975
9	18.393	14.790	13.782	46.965

Laps	Sector 1	Sector 2	Sector 3	Lap Time
No.103 Irlando Alex				
1	20.679	16.071	14.731	51.481
2	18.893	15.092	14.122	48.107
3	18.415	14.834	13.873	47.122
4	18.488	14.734	13.810	47.032
5	18.345	14.652	13.774	46.771
6	18.337	14.663	13.790	46.790
7	18.338	14.686	13.751	46.775
8	18.256	14.818	13.694	46.768
9	18.336	14.681	13.740	46.757

Laps	Sector 1	Sector 2	Sector 3	Lap Time
No.114 Albanese Danilo				
1	24.563	17.829	16.308	58.700
2	19.832	15.275	14.201	49.308
3	18.550	15.025	14.362	47.937
4	18.973	14.860	13.873	47.706
5	18.542	14.845	13.907	47.294
6	18.339	14.778	13.802	46.919
7	18.389	14.757	13.847	46.993
8	18.463	14.748	13.876	47.087
9	18.418	14.771	13.834	47.023

Laps	Sector 1	Sector 2	Sector 3	Lap Time
No.115 Zani Cristopher				
1	21.332	16.527	14.894	52.753
2	19.337	15.666	14.766	49.769
3	18.785	15.412	14.010	48.207

Laps	Sector 1	Sector 2	Sector 3	Lap Time
4	18.538	14.996	13.859	47.393
5	18.440	14.850	13.897	47.187
6	18.513	14.872	13.836	47.221
7	18.422	14.875	13.817	47.114
8	18.419	14.851	13.823	47.093
9	18.475	14.896	13.931	47.302

Laps	Sector 1	Sector 2	Sector 3	Lap Time
No.124 Morardo Fabrizio				
1	21.505	16.515	15.003	53.023
2	19.330	15.641	14.369	49.340
3	18.785	15.164	14.219	48.168
4	18.564	15.130	14.149	47.843
5	18.589	15.035	14.060	47.684
6	18.641	14.948	13.943	47.532
7	18.565	14.890	13.911	47.366
8	18.532	14.975	13.958	47.465
9	18.655	14.900	13.936	47.491

Laps	Sector 1	Sector 2	Sector 3	Lap Time
No.126 La Martina Vincenzo Alessio				
1	23.495	18.519	16.894	58.908
2	20.306	15.967	16.693	52.966
3	19.317	15.444	14.199	48.960
4	18.904	15.147	14.065	48.116
5	18.691	15.112	14.050	47.853
6	18.732	15.007	14.071	47.810
7	18.710	15.027	14.093	47.830
8	23.688	18.733	14.299	56.720

Laps	Sector 1	Sector 2	Sector 3	Lap Time
No.135 Rasmussen Oliver				
1	21.113	16.202	15.039	52.354
2	18.873	15.097	14.032	48.002
3	18.513	14.899	14.013	47.425
4	19.912	16.092	14.136	50.140
5	18.414	14.849	13.904	47.167
6	18.419	14.789	14.390	47.598
7	18.355	14.779	13.884	47.018
8	18.487	15.000	13.934	47.421
9	18.371	14.819	13.892	47.082

Laps	Sector 1	Sector 2	Sector 3	Lap Time
No.136 Rismyhr Finn				
1	22.851	16.795	15.636	55.282
2	19.562	15.497	14.358	49.417
3	18.787	15.229	14.075	48.091
4	18.617	15.063	13.927	47.607
5	18.539	14.971	13.872	47.382
6	18.610	14.968	13.915	47.493
7	19.769	15.803	14.025	49.597
8	18.539	14.967	13.886	47.392

Laps	Sector 1	Sector 2	Sector 3	Lap Time
9	18.511	14.866	13.878	47.255
No.138 Iglesias Jeremy				
1	22.641	18.214	14.901	55.756
2	19.654	15.560	14.442	49.656
3	18.591	14.928	13.956	47.475
4	18.302	14.755	13.893	46.950
5	18.362	15.282	14.036	47.680
6	18.313	14.730	13.873	46.916
7	18.320	14.687	13.772	46.779
8	18.331	14.705	13.805	46.841
9	18.434	14.766	13.853	47.053

Laps	Sector 1	Sector 2	Sector 3	Lap Time
No.140 Chubarov Ivan				
1	20.596	16.533	15.046	52.175
2	19.934	15.340	14.165	49.439
3	18.569	14.938	14.107	47.614
4	18.422	14.856	14.000	47.278
5	18.408	14.776	13.903	47.087
6	18.416	14.739	13.912	47.067
7	18.480	14.756	13.966	47.202
8	18.399	14.718	13.894	47.011
9	18.337	14.689	13.934	46.960

Laps	Sector 1	Sector 2	Sector 3	Lap Time
No.143 Berndt Tim				
1	23.029	17.841	15.631	56.501
2	20.425	15.723	14.329	50.477
3	18.883	15.123	14.132	48.138
4	18.709	14.907	14.132	47.748
5	18.698	15.025	14.122	47.845
6	18.686	15.022	14.117	47.825
7	18.770	15.046	14.145	47.961
8	18.713	15.030	14.097	47.840
9	18.722	14.965	14.152	47.839

Laps	Sector 1	Sector 2	Sector 3	Lap Time
No.146 Skaras Emil				
1	21.475	17.177	15.093	53.745
2	19.466	15.144	14.215	48.825
3	20.279	16.614	14.136	51.029
4	18.785	14.859	13.969	47.613
5	18.401	14.692	13.875	46.968
6	18.322	14.746	13.908	46.976
7	18.315	14.870	13.889	47.074
8	18.289	15.045	13.945	47.279

Laps	Sector 1	Sector 2	Sector 3	Lap Time
No.149 Munaretto Luca				
1	20.877	16.949	16.209	54.035
2	19.179	15.348	14.300	48.827
3	18.684	15.075	14.107	47.866

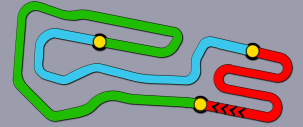


Scan this QR code for live timing



Timing service and charts editing provided by:

Federazione Italiana Cronometristi



KZ2

Qualifying Practices - Series 3 (QPS3)

Analysis

For information purposes. No official / regulatory value

Laps	Sector 1	Sector 2	Sector 3	Lap Time
4	18.554	15.061	14.105	47.720
5	18.536	14.950	14.008	47.494
6	20.383	16.120	14.616	51.119
7	18.558	14.946	14.053	47.557
8	18.496	14.984	14.024	47.504
9	18.557	15.112	14.090	47.759

No.151 Giardelli Alessandro

1	20.836	16.228	14.621	51.685
2	19.741	15.095	14.031	48.867
3	18.466	14.763	13.869	47.098
4	18.843	16.184	14.513	49.540
5	18.454	14.786	13.869	47.109
6	18.356	14.809	13.881	47.046
7	18.298	14.655	13.789	46.742
8	18.370	14.707	15.601	48.678
9	18.369	14.698	13.889	46.956

No.155 Lang Hannah

1	21.640	16.546	15.036	53.222
2	19.385	15.468	14.776	49.629
3	19.109	15.763	14.245	49.117
4	18.775	15.001	14.169	47.945
5	18.691	15.023	14.602	48.316
6	18.588	14.988	14.506	48.082
7	18.754	15.035	14.061	47.850
8	18.618	14.972	13.997	47.587
9	18.519	15.000	14.013	47.532

No.157 Loubere Pierre

1	21.042	16.580	14.818	52.440
2	19.030	16.917	15.297	51.244
3	18.637	14.975	13.970	47.582
4	18.452	14.872	13.951	47.275
5	18.433	14.803	13.843	47.079
6	18.351	14.785	13.904	47.040
7	18.408	14.846	13.947	47.201
8	18.291	14.759	13.861	46.911
9	18.323	14.751	13.833	46.907

No.160 Vigano' Matteo

1	20.771	16.449	15.034	52.254
2	19.629	15.532	14.150	49.311
3	18.684	14.988	13.885	47.557
4	18.408	14.878	13.841	47.127
5	18.369	14.772	13.844	46.985
6	18.433	14.774	13.790	46.997
7	18.390	14.815	13.803	47.008

Laps	Sector 1	Sector 2	Sector 3	Lap Time
8	18.408	14.864	13.982	47.254
9	18.444	14.798	13.946	47.188

No.162 Puhakka Simo

1	21.136	16.187	15.075	52.398
2	18.868	15.093	13.959	47.920
3	18.440	14.906	13.810	47.156
4	20.081	16.203	13.947	50.231
5	18.441	14.827	13.798	47.066
6	18.335	14.828	13.781	46.944
7	18.375	14.830	14.808	48.013
8	18.527	14.948	13.790	47.265
9	18.340	14.781	13.775	46.896

No.163 Peklin Ivan

1	23.818	17.764	16.080	57.662
2	19.608	16.178	14.901	50.687
3	18.822	15.079	14.141	48.042
4	18.481	14.971	14.042	47.494
5	18.412	14.920	13.991	47.323
6	18.443	14.857	14.049	47.349
7	18.444	14.850	14.011	47.305
8	18.432	14.897	14.078	47.407
9	18.399	14.861	14.028	47.288

No.169 Evrard Paul

1	20.863	16.328	14.896	52.087
2	18.970	15.371	14.252	48.593
3	18.727	15.023	14.129	47.879
4	18.684	15.050	14.108	47.842
5	18.581	14.924	14.027	47.532
6	18.543	14.917	14.010	47.470
7	18.843	14.935	14.082	47.860
8	18.631	14.909	14.040	47.580
9	18.642	14.963	14.028	47.633

No.170 Cebrian Gerard

1	25.345	19.430	15.519	1:00.294
2	20.927	17.413	15.558	53.898
3	19.051	15.126	14.234	48.411
4	20.413	15.072	13.956	49.441
5	18.814	14.895	13.964	47.673
6	18.403	14.818	13.905	47.126
7	18.482	15.328	14.130	47.940
8	18.563	14.882	13.960	47.405
9	18.396	14.832	13.972	47.200

Laps	Sector 1	Sector 2	Sector 3	Lap Time
------	----------	----------	----------	----------

No.171 Colombo Mirko

1	24.337	17.901	16.658	58.896
2	20.433	15.936	14.318	50.687
3	18.689	15.057	14.009	47.755
4	18.468	14.941	13.909	47.318
5	18.450	14.853	13.905	47.208
6	18.402	14.839	13.903	47.144
7	18.491	14.842	13.939	47.272
8	18.447	14.822	13.879	47.148
9	18.437	14.900	13.885	47.222

No.173 Lopez Marc-oriol

1	24.036	17.821	15.331	57.188
2	19.677	16.855	15.808	52.340
3	19.078	15.358	14.312	48.748
4	19.886	15.727	14.715	50.328
5	18.915	15.212	14.457	48.584
6	18.885	15.079	14.396	48.360
7	18.789	15.391	14.457	48.637
8	18.768	15.389	14.403	48.560

No.175 Astashenko Anton

1	21.638	16.794	15.141	53.573
2	19.661	15.543	14.600	49.804
3	18.914	15.149	14.335	48.398
4	18.672	16.806	14.333	49.811
5	18.725	14.993	14.246	47.964
6	18.790	15.026	14.147	47.963
7	18.711	15.024	14.151	47.886
8	19.178	17.055	14.331	50.564
9	18.752	15.025	14.107	47.884

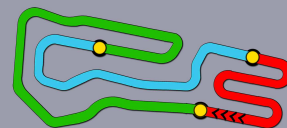
No.178 Ugran Filip

1	21.027	16.121	15.907	53.055
2	19.181	15.365	14.364	48.910
3	18.705	15.127	14.086	47.918
4	18.777	14.914	14.010	47.701
5	18.472	15.031	14.518	48.021
6	18.491	14.967	14.167	47.625
7	18.617	14.908	14.008	47.533
8	18.625	14.945	14.060	47.630
9	18.625	14.935	14.011	47.571

No.181 Lorandi Leonardo

1	24.546	17.876	16.209	58.631
2	21.642	16.699	14.788	53.129
3	19.105	15.257	14.143	48.505
4	18.536	14.880	13.936	47.352





KZ2

Qualifying Practices - Series 3 (QPS3) Analysis

For information purposes. No official / regulatory value

Laps	Sector 1	Sector 2	Sector 3	Lap Time
5	18.298	14.677	13.901	46.876
6	18.305	14.713	13.879	46.897
7	18.967	14.782	13.866	47.615
8	18.353	14.643	13.778	46.774
9	18.278	14.659	13.756	46.693

No.182 Persson Tornqvist Benjamin

1	21.910	16.819	14.989	53.718
2	19.408	15.371	14.283	49.062
3	18.551	16.302	15.404	50.257
4	18.503	14.808	13.903	47.214
5	18.350	14.756	13.848	46.954
6	18.287	14.771	13.800	46.858
7	18.335	14.765	13.953	47.053
8	18.281	14.746	13.829	46.856

No.192 Palomba Giuseppe

1	23.628	18.868	15.981	58.477
2	20.180	15.649	14.260	50.089
3	18.751	14.844	13.858	47.453
4	18.368	14.849	13.844	47.061
5	18.390	14.743	13.816	46.949
6	18.311	14.647	13.799	46.757
7	18.388	14.702	13.727	46.817
8	21.890	14.985	13.961	50.836
9	18.287	14.688	13.843	46.818

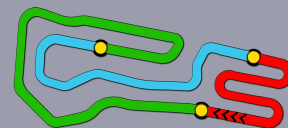
No.193 Fusco Giuseppe

1	24.256	18.583	15.948	58.787
2	19.814	16.484	17.351	53.649
3	18.696	14.955	14.027	47.678
4	18.475	14.801	13.991	47.267
5	18.367	14.760	13.906	47.033
6	18.380	14.717	13.922	47.019
7	18.348	14.772	13.981	47.101
8	18.414	14.791	13.903	47.108
9	18.386	14.758	13.877	47.021

No.197 Cunati Simone

1	24.786	18.724	15.876	59.386
2	19.947	17.373	16.152	53.472
3	18.560	14.986	13.923	47.469
4	18.334	15.079	13.830	47.243
5	18.340	14.781	13.878	46.999
6	18.381	14.725	13.810	46.916
7	18.367	14.758	13.782	46.907
8	18.666	14.913	13.845	47.424
9	18.398	14.744	13.813	46.955





KZ2

Qualifying Practices - Series 2 (QPS2) RESULTS

Document 23.1 OFFICIAL

Rnk	No.	Entrant	Nat E.	Driver	Nat D.	Equipment	Sector 1	Sector 2	Sector 3	Time	Gap	Laps
1	186	BABY RACE DRIVER ACADEMY	ITA	Lorandi Alessio	ITA	Parolin / Tm / Bridgestone	18.373	14.600	13.762	46.735		9
2	137	PRAGA RACING TEAM	ITA	Celenta Francesco	ITA	Praga / Tm / Bridgestone	18.345	14.733	13.788	46.866	0.131	9
3	102	SODIKART	ERA	Abbase Anthony	ERA	Sodikart / Tm / Bridgestone	18.354	14.704	13.851	46.909	0.174	9
4	130	SCHMITZ ALEXANDER	DEU	Schmitz Alexander	DEU	Tony Kart / Vortex / Bridgestone	18.337	14.752	13.824	46.913	0.178	9
5	199	KR MOTORSPORT	SWE	Torsellini Mirko	ITA	Kr / Parilla / Bridgestone	18.389	14.734	13.812	46.935	0.200	9
6	184	CRG HOLLAND	NLD	Pex Jorrit	NLD	Crg / Tm / Bridgestone	18.373	14.775	13.825	46.973	0.238	8
7	131	NUOVA 3M SRL	ITA	Dale Andrea	ITA	Crg / Tm / Bridgestone	18.382	14.757	13.836	46.975	0.240	9
8	168	TONY KART RACING TEAM	ITA	Piccini Alessio	ITA	Tony Kart / Vortex / Bridgestone	18.378	14.808	13.811	46.997	0.262	9
9	154	CRG SPA	ITA	Denner Emilien	ERA	Kalikart / Tm / Bridgestone	18.304	14.758	13.935	46.997	0.262	9
10	167	BIREL ART RACING	ITA	Lanzeni William	ITA	Birel Art / Tm / Bridgestone	18.452	14.744	13.818	47.014	0.279	9
11	111	BURAN ALESSANDRO	ITA	Buran Alessandro	ITA	Pcr / Tm / Bridgestone	18.416	14.747	13.859	47.022	0.287	9
12	144	MARANELLO KART	ITA	Gonzales Nicolas	ERA	Maranello / Tm / Bridgestone	18.425	14.780	13.839	47.044	0.309	9
13	165	BIREL ART RACING	ITA	Dahlberg Alexander	SWE	Birel Art / Tm / Bridgestone	18.482	14.684	13.880	47.046	0.311	9
14	119	CPB SPORT	ERA	Renaudin Adrien	ERA	Sodikart / Tm / Bridgestone	18.418	14.742	13.912	47.072	0.337	9
15	108	CPB SPORT	ERA	Valente Enzo	ERA	Sodikart / Tm / Bridgestone	18.360	14.843	13.871	47.074	0.339	9
16	132	THOMAS LANDAIS	ERA	Landais Thomas	ERA	Sodikart / Tm / Bridgestone	18.380	14.779	13.944	47.103	0.368	9
17	127	DR SRL	ITA	Paul Maximilian	DEU	Dr / Modena / Bridgestone	18.401	14.807	13.912	47.120	0.385	9
18	179	INTREPID DRIVER PROGRAM	SWE	Nilsson Brandon	SWE	Intrepid / Tm / Bridgestone	18.392	14.841	13.903	47.136	0.401	9
19	113	ZANCHI MOTORSPORT	ITA	Zanchi Matteo	ITA	Tony Kart / Tm / Bridgestone	18.431	14.742	13.974	47.147	0.412	9
20	153	CRG SPA	ITA	Valenti Marco	ITA	Crg / Tm / Bridgestone	18.434	14.833	13.925	47.192	0.457	9
21	134	KOSMIC RACING DEPARTEMENT	ITA	Bengtsson Axel	SWE	Kosmic / Vortex / Bridgestone	18.473	14.822	13.959	47.254	0.519	9
22	106	CPB SPORT	ERA	Leuillet Gabin	ERA	Sodikart / Tm / Bridgestone	18.487	14.921	13.943	47.351	0.616	9
23	158	KK1	HRV	Habulin Kristijan	HRV	Tb Kart / Tm / Bridgestone	18.555	14.915	13.888	47.358	0.623	9
24	123	VEVE LUDOVIC	ERA	Loussier Paul	ERA	Sodikart / Tm / Bridgestone	18.474	14.828	14.056	47.358	0.623	9
25	109	CPB SPORT	ERA	Lay Gillian	ERA	Sodikart / Tm / Bridgestone	18.478	14.883	14.007	47.368	0.633	9
26	120	ZANETTI DAVID	GBR	Zanetti Matteo	GBR	Sodikart / Tm / Bridgestone	18.525	14.951	13.959	47.435	0.700	9
27	107	CPB SPORT	ERA	Nomblot Jean	ERA	Sodikart / Tm / Bridgestone	18.477	14.921	14.151	47.549	0.814	9
28	190	ATTIANESE LUCA MARIA	ITA	Attianese Luca	ITA	Dfm / lame / Bridgestone	18.645	14.938	14.092	47.675	0.940	8
29	129	SODI RUSSIAN TEAM	RUS	Efrosinin Georgii	RUS	Sodikart / Tm / Bridgestone	18.737	14.940	14.109	47.786	1.051	8
30	128	SODI RUSSIAN TEAM	RUS	Chayka Sergiy	RUS	Sodikart / Tm / Bridgestone	18.749	14.904	14.173	47.826	1.091	9
31	133	MK RACING	GBR	Gemmill Oliver	GBR	Tony Kart / Vortex / Bridgestone	18.930	15.333	14.294	48.557	1.822	8

Start Time : 16/02 - 12:08:55

Weather : Sunny Air : 8°C Track : Dry

Best Lap : No.186 Lorandi Alessio 46.735 92,43 Kph

Previous Event Record : No.166 Longhi Riccardo 46.770 92,36 Kph

23° WINTER CUP (ITA) 15-18/02/2018

Page 1 / 1

FICR

Apex Timing

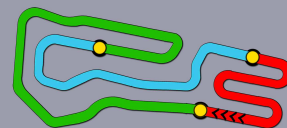


Scan this QR code for live timing



Timing service and charts editing provided by:

**Federazione Italiana
Cronometristi**



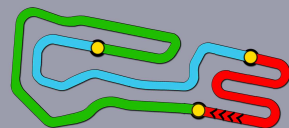
KZ2

Qualifying Practices - Series 2 (QPS2) Best Sectors Analysis

For information purposes. No official / regulatory value

S1			S2			S3			Ideal Lap Times						
Rnk	No.	Time	Rnk	No.	Time	Rnk	No.	Time	Rnk	No.	Driver	Nat D.	Ideal Lap	Best Lap	Diff.
1	102	18.269	1	186	14.600	1	186	13.762	1	186	Lorandi Alessio	ITA	46.706	46.735	0.029
2	137	18.286	2	165	14.684	2	137	13.788	2	137	Celenta Francesco	ITA	46.807	46.866	0.059
3	131	18.303	3	113	14.703	3	199	13.803	3	102	Abbasse Anthony	FRA	46.819	46.909	0.090
4	154	18.304	4	102	14.704	4	168	13.811	4	131	Dale Andrea	ITA	46.891	46.975	0.084
5	168	18.325	5	137	14.733	5	167	13.818	5	130	Schmitz Alexander	DEU	46.906	46.913	0.007
6	130	18.330	6	199	14.734	6	130	13.824	6	199	Torsellini Mirko	ITA	46.910	46.935	0.025
7	186	18.344	7	119	14.742	7	184	13.825	7	168	Piccini Alessio	ITA	46.935	46.997	0.062
8	144	18.350	8	167	14.744	8	158	13.827	8	167	Lanzeni William	ITA	46.959	47.014	0.055
9	108	18.360	9	111	14.747	9	111	13.828	9	111	Buran Alessandro	ITA	46.966	47.022	0.056
10	119	18.372	10	130	14.752	10	131	13.831	10	144	Gonzales Nicolas	FRA	46.969	47.044	0.075
11	199	18.373	11	154	14.753	11	144	13.839	11	184	Pex Jorrit	NLD	46.973	46.973	
11	184	18.373	12	131	14.757	12	102	13.846	12	165	Dahlberg Alexander	SWE	46.986	47.046	0.060
13	132	18.380	13	184	14.775	13	134	13.866	13	154	Denner Emilien	FRA	46.992	46.997	0.005
14	111	18.391	14	132	14.779	14	108	13.871	14	119	Renaudin Adrien	FRA	47.026	47.072	0.046
15	179	18.392	15	144	14.780	15	165	13.880	15	108	Valente Enzo	FRA	47.039	47.074	0.035
16	167	18.397	16	168	14.799	16	179	13.903	16	113	Zanchi Matteo	ITA	47.069	47.147	0.078
17	127	18.401	17	127	14.807	17	127	13.908	17	132	Landais Thomas	FRA	47.084	47.103	0.019
18	165	18.422	18	108	14.808	18	119	13.912	18	127	Paul Maximilian	DEU	47.116	47.120	0.004
19	153	18.424	19	153	14.813	19	153	13.919	19	134	Bengtsson Axel	SWE	47.127	47.254	0.127
20	113	18.431	20	134	14.822	20	132	13.925	20	179	Nilsson Brandon	SWE	47.136	47.136	
21	134	18.439	21	123	14.828	21	154	13.935	21	153	Valenti Marco	ITA	47.156	47.192	0.036
22	106	18.448	22	179	14.841	22	113	13.935	22	123	Loussier Paul	FRA	47.235	47.358	0.123
23	123	18.465	23	109	14.877	23	123	13.942	23	158	Habulin Kristijan	HRV	47.272	47.358	0.086
24	107	18.477	24	158	14.891	24	106	13.943	24	106	Leuillet Gabin	FRA	47.312	47.351	0.039
25	109	18.478	25	129	14.892	25	120	13.959	25	109	Lay Gillian	FRA	47.340	47.368	0.028
26	120	18.512	26	107	14.894	26	109	13.985	26	107	Nomblot Jean	FRA	47.415	47.549	0.134
27	158	18.554	27	128	14.904	27	107	14.044	27	120	Zanetti Matteo	GBR	47.422	47.435	0.013
28	129	18.633	28	106	14.921	28	129	14.079	28	129	Efrosinin Georgii	RUS	47.604	47.786	0.182
29	190	18.645	29	190	14.938	29	190	14.092	29	190	Attianese Luca	ITA	47.675	47.675	
30	128	18.712	30	120	14.951	30	128	14.171	30	128	Chayka Sergiy	RUS	47.787	47.826	0.039
31	133	18.919	31	133	15.333	31	133	14.294	31	133	Gemmill Oliver	GBR	48.546	48.557	0.011





KZ2

Qualifying Practices - Series 2 (QPS2) Analysis

For information purposes. No official / regulatory value

Laps	Sector 1	Sector 2	Sector 3	Lap Time
No.102 Abbasse Anthony				
1	23.518	17.708	15.555	56.781
2	20.059	16.008	15.031	51.098
3	18.675	15.074	13.958	47.707
4	18.392	14.877	13.898	47.167
5	18.355	14.741	13.846	46.942
6	18.269	14.786	13.861	46.916
7	18.423	14.778	13.880	47.081
8	18.380	14.757	13.862	46.999
9	18.354	14.704	13.851	46.909

Laps	Sector 1	Sector 2	Sector 3	Lap Time
No.106 Leuillet Gabin				
1	24.139	17.762	15.777	57.678
2	21.038	16.380	14.923	52.341
3	21.344	17.817	14.755	53.916
4	18.801	15.056	14.060	47.917
5	19.023	15.163	14.032	48.218
6	18.515	15.021	14.013	47.549
7	18.448	15.277	13.985	47.710
8	18.518	14.966	13.997	47.481
9	18.487	14.921	13.943	47.351

Laps	Sector 1	Sector 2	Sector 3	Lap Time
No.107 Nomblot Jean				
1	21.463	16.986	15.322	53.771
2	19.596	15.715	14.438	49.749
3	18.824	15.129	14.217	48.170
4	18.618	14.998	14.357	47.973
5	18.576	14.999	14.044	47.619
6	18.539	14.894	14.331	47.764
7	18.518	14.968	14.091	47.577
8	18.665	15.863	14.103	48.631
9	18.477	14.921	14.151	47.549

Laps	Sector 1	Sector 2	Sector 3	Lap Time
No.108 Valente Enzo				
1	22.426	17.501	15.345	55.272
2	19.713	15.907	15.132	50.752
3	20.096	16.300	14.481	50.877
4	18.803	15.087	14.023	47.913
5	18.501	14.884	13.914	47.299
6	18.489	14.854	13.959	47.302
7	18.464	14.814	13.917	47.195
8	18.360	14.843	13.871	47.074
9	18.394	14.808	13.894	47.096

Laps	Sector 1	Sector 2	Sector 3	Lap Time
No.109 Lay Gillian				
1	22.103	16.831	15.253	54.187
2	19.164	15.898	14.329	49.391
3	19.091	15.570	14.213	48.874

Laps	Sector 1	Sector 2	Sector 3	Lap Time
4	18.654	15.146	14.078	47.878
5	18.563	14.941	14.022	47.526
6	18.540	14.948	14.047	47.535
7	18.478	14.883	14.007	47.368
8	18.518	14.877	14.003	47.398
9	18.560	14.926	13.985	47.471

Laps	Sector 1	Sector 2	Sector 3	Lap Time
No.111 Buran Alessandro				
1	22.497	17.252	15.240	54.989
2	19.410	15.340	14.209	48.959
3	18.620	15.547	14.191	48.358
4	18.499	15.141	13.983	47.623
5	18.475	15.116	14.114	47.705
6	18.459	14.878	13.910	47.247
7	18.443	14.859	13.828	47.130
8	18.391	14.753	13.921	47.065
9	18.416	14.747	13.859	47.022

Laps	Sector 1	Sector 2	Sector 3	Lap Time
No.113 Zanchi Matteo				
1	22.532	18.353	15.991	56.876
2	20.431	17.549	15.477	53.457
3	19.548	16.203	14.392	50.143
4	18.661	15.015	14.761	48.437
5	18.603	14.762	13.935	47.300
6	18.498	14.733	13.993	47.224
7	18.526	14.726	13.979	47.231
8	18.431	14.742	13.974	47.147
9	18.450	14.703	14.000	47.153

Laps	Sector 1	Sector 2	Sector 3	Lap Time
No.119 Renaudin Adrien				
1	22.451	17.273	15.191	54.915
2	19.112	15.305	14.079	48.496
3	18.617	14.977	14.032	47.626
4	18.495	14.903	13.947	47.345
5	18.428	14.812	13.937	47.177
6	18.418	14.742	13.912	47.072
7	18.415	14.974	14.985	48.374
8	18.504	14.812	14.006	47.322
9	18.372	14.899	13.916	47.187

Laps	Sector 1	Sector 2	Sector 3	Lap Time
No.120 Zanetti Matteo				
1	22.808	17.010	15.366	55.184
2	19.543	15.469	14.341	49.353
3	18.914	15.532	14.873	49.319
4	18.859	15.137	14.405	48.401
5	18.720	15.036	14.042	47.798
6	18.669	14.999	14.066	47.734
7	18.556	15.013	14.006	47.575

Laps	Sector 1	Sector 2	Sector 3	Lap Time
8	18.525	14.951	13.959	47.435
9	18.512	14.977	13.973	47.462

Laps	Sector 1	Sector 2	Sector 3	Lap Time
No.123 Loussier Paul				
1	22.131	17.677	15.318	55.126
2	19.150	15.414	14.230	48.794
3	18.753	14.989	14.127	47.869
4	18.569	14.893	14.052	47.514
5	18.474	14.828	14.056	47.358
6	18.494	14.863	14.028	47.385
7	18.465	14.851	14.565	47.881
8	18.522	14.895	14.064	47.481
9	18.794	14.885	13.942	47.621

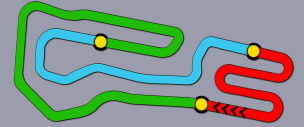
Laps	Sector 1	Sector 2	Sector 3	Lap Time
No.127 Paul Maximilian				
1	21.709	17.410	14.996	54.115
2	19.493	15.423	14.299	49.215
3	18.640	14.966	13.991	47.597
4	18.542	14.866	13.928	47.336
5	18.532	15.177	14.080	47.789
6	18.473	14.813	13.916	47.202
7	18.419	14.866	13.925	47.210
8	18.424	14.908	13.908	47.240
9	18.401	14.807	13.912	47.120

Laps	Sector 1	Sector 2	Sector 3	Lap Time
No.128 Chayka Sergiy				
1	22.459	18.177	15.814	56.450
2	20.095	16.301	15.102	51.498
3	19.254	15.446	14.620	49.320
4	19.260	15.040	14.305	48.605
5	18.838	15.013	14.520	48.371
6	18.920	15.171	14.419	48.510
7	19.599	16.302	14.343	50.244
8	18.749	14.904	14.173	47.826
9	18.712	14.975	14.171	47.858

Laps	Sector 1	Sector 2	Sector 3	Lap Time
No.129 Efosinin Georgii				
1	20.968	17.115	15.514	53.597
2	19.995	15.538	15.052	50.585
3	18.991	16.664	17.966	53.621
4	18.965	15.238	14.147	48.350
5	18.937	15.101	14.079	48.117
6	18.737	14.940	14.109	47.786
7	19.385	15.124	14.099	48.608
8	18.633	14.892	14.550	48.075

Laps	Sector 1	Sector 2	Sector 3	Lap Time
No.130 Schmitz Alexander				
1	24.636	18.760	18.592	1:01.988
2	20.580	16.085	14.715	51.380





KZ2

Qualifying Practices - Series 2 (QPS2) Analysis

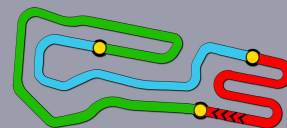
For information purposes. No official / regulatory value

Laps	Sector 1	Sector 2	Sector 3	Lap Time
3	18.939	15.268	14.094	48.301
4	18.549	14.923	13.932	47.404
5	18.479	14.766	13.837	47.082
6	18.405	14.777	13.829	47.011
7	18.337	14.752	13.824	46.913
8	18.862	14.912	13.831	47.605
9	18.330	14.764	13.863	46.957
No.131 Dale Andrea				
1	21.095	16.312	14.661	52.068
2	18.943	15.176	14.165	48.284
3	18.664	14.993	13.968	47.625
4	18.496	14.918	13.910	47.324
5	18.657	14.784	13.861	47.302
6	18.382	14.757	13.836	46.975
7	18.303	14.782	14.180	47.265
8	18.432	14.797	13.831	47.060
9	18.356	14.795	13.844	46.995
No.132 Landais Thomas				
1	22.239	17.712	15.619	55.570
2	19.370	15.923	15.152	50.445
3	19.457	15.991	14.189	49.637
4	18.643	14.916	14.003	47.562
5	18.433	14.932	13.950	47.315
6	18.423	14.863	13.957	47.243
7	18.500	14.794	13.968	47.262
8	19.358	15.434	13.925	48.717
9	18.380	14.779	13.944	47.103
No.133 Gemmill Oliver				
1	23.183	18.222	16.648	58.053
2	20.670	16.445	14.882	51.997
3	19.324	15.677	14.542	49.543
4	19.174	15.592	14.369	49.135
5	19.029	15.343	14.455	48.827
6	18.988	15.334	14.358	48.680
7	18.930	15.333	14.294	48.557
8	18.919	15.661	14.315	48.895
No.134 Bengtsson Axel				
1	22.270	17.306	16.325	55.901
2	20.066	16.120	14.463	50.649
3	19.058	15.367	14.230	48.655
4	18.784	15.251	14.032	48.067
5	18.503	14.971	13.913	47.387
6	18.505	15.025	13.935	47.465
7	18.467	14.942	13.866	47.275

Laps	Sector 1	Sector 2	Sector 3	Lap Time
8	18.439	14.900	13.920	47.259
9	18.473	14.822	13.959	47.254
No.137 Celenta Francesco				
1	21.962	16.210	14.557	52.729
2	18.664	15.204	14.115	47.983
3	18.432	14.907	13.899	47.238
4	18.355	14.766	13.880	47.001
5	18.345	14.733	13.788	46.866
6	18.357	14.767	13.932	47.056
7	18.286	14.831	13.823	46.940
8	18.400	14.791	13.868	47.059
9	18.367	14.759	13.900	47.026
No.144 Gonzales Nicolas				
1	23.248	17.887	15.549	56.684
2	20.112	15.944	15.310	51.366
3	19.487	17.806	16.050	53.343
4	18.837	15.758	14.116	48.711
5	18.506	14.946	14.061	47.513
6	18.696	14.960	13.922	47.578
7	18.412	14.851	13.922	47.185
8	18.350	14.856	13.917	47.123
9	18.425	14.780	13.839	47.044
No.153 Valenti Marco				
1	22.362	17.298	15.590	55.250
2	19.066	15.332	14.281	48.679
3	18.641	15.058	14.034	47.733
4	18.484	14.960	14.038	47.482
5	18.507	14.917	13.927	47.351
6	18.424	15.336	13.919	47.679
7	18.434	14.833	13.925	47.192
8	18.444	14.813	13.974	47.231
9	18.454	14.924	13.963	47.341
No.154 Denner Emilien				
1	25.005	18.248	14.998	58.251
2	18.943	15.715	14.310	48.968
3	18.504	15.058	14.012	47.574
4	18.402	14.818	13.994	47.214
5	18.304	14.758	13.935	46.997
6	18.375	14.785	13.954	47.114
7	18.421	14.753	13.966	47.140
8	18.401	14.794	13.988	47.183
9	18.361	14.830	13.973	47.164

Laps	Sector 1	Sector 2	Sector 3	Lap Time
No.158 Habulin Kristijan				
1	21.856	16.997	15.182	54.035
2	19.387	15.483	14.678	49.548
3	18.632	15.036	13.965	47.633
4	18.597	14.989	13.913	47.499
5	18.555	14.915	13.888	47.358
6	18.554	21.168	15.349	55.071
7	19.101	15.091	14.041	48.233
8	18.656	14.891	13.967	47.514
9	18.626	14.913	13.827	47.366
No.165 Dahlberg Alexander				
1	21.777	16.998	15.001	53.776
2	19.088	15.269	14.370	48.727
3	18.611	14.857	13.981	47.449
4	18.548	14.756	13.983	47.287
5	18.422	14.801	13.929	47.152
6	18.482	14.684	13.880	47.046
7	18.516	14.759	13.991	47.266
8	18.470	14.868	13.911	47.249
9	18.443	14.759	13.895	47.097
No.167 Lanzeni William				
1	22.265	16.199	14.570	53.034
2	18.838	15.100	14.021	47.959
3	18.610	14.904	13.922	47.436
4	18.397	14.937	13.926	47.260
5	18.603	14.933	13.888	47.424
6	18.441	14.805	13.851	47.097
7	18.679	14.909	13.894	47.482
8	18.452	14.744	13.818	47.014
9	18.436	14.782	13.882	47.100
No.168 Piccini Alessio				
1	21.384	16.416	14.493	52.293
2	19.159	15.180	14.004	48.343
3	18.594	14.922	13.942	47.458
4	18.471	14.959	13.900	47.330
5	18.378	14.808	13.811	46.997
6	18.357	14.827	13.856	47.040
7	18.329	14.799	14.142	47.270
8	18.462	14.823	13.841	47.126
9	18.325	14.810	13.872	47.007
No.179 Nilsson Brandon				
1	23.073	18.184	16.163	57.420
2	20.180	16.046	14.454	50.680
3	18.910	15.311	14.106	48.327





KZ2

Qualifying Practices - Series 2 (QPS2) Analysis

For information purposes. No official / regulatory value

Laps	Sector 1	Sector 2	Sector 3	Lap Time
4	18.594	15.145	14.064	47.803
5	18.618	15.027	13.985	47.630
6	18.593	14.943	13.994	47.530
7	18.895	14.934	13.989	47.818
8	18.484	14.851	13.944	47.279
9	18.392	14.841	13.903	47.136

No.184 Pex Jorrit

1	20.165	15.873	14.479	50.517
2	19.456	15.214	14.073	48.743
3	18.638	14.963	14.087	47.688
4	18.575	14.988	13.979	47.542
5	18.407	14.819	13.864	47.090
6	18.402	14.806	13.889	47.097
7	18.531	15.965	14.075	48.571
8	18.373	14.775	13.825	46.973

No.186 Lorandi Alessio

1	21.751	17.293	15.240	54.284
2	19.453	15.372	14.270	49.095
3	18.624	14.884	13.974	47.482
4	18.440	14.746	13.840	47.026
5	18.620	14.720	13.880	47.220
6	18.423	14.698	13.899	47.020
7	18.400	14.700	13.807	46.907
8	18.344	14.678	13.861	46.883
9	18.373	14.600	13.762	46.735

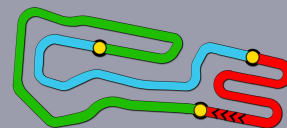
No.190 Attianese Luca

1	22.677	16.805	15.027	54.509
2	19.617	15.660	14.507	49.784
3	18.967	15.405	14.244	48.616
4	18.707	15.018	14.176	47.901
5	18.770	15.136	14.093	47.999
6	18.840	15.173	14.688	48.701
7	18.704	15.031	14.136	47.871
8	18.645	14.938	14.092	47.675

No.199 Torsellini Mirko

1	22.030	19.130	15.412	56.572
2	20.132	15.684	14.411	50.227
3	18.713	15.171	14.081	47.965
4	18.620	14.825	13.908	47.353
5	18.512	14.780	13.803	47.095
6	18.373	14.745	13.841	46.959
7	19.649	15.365	13.895	48.909
8	18.444	14.787	13.829	47.060
9	18.389	14.734	13.812	46.935





KZ2

Qualifying Practices - Series 1 (QPS1) RESULTS

Document 22.1 OFFICIAL

Rnk	No.	Entrant	Nat E.	Driver	Nat D.	Equipment	Sector 1	Sector 2	Sector 3	Time	Gap	Laps
1	166	BIREL ART RACING	ITA	Longhi Riccardo	ITA	Birel Art / Tm / Bridgestone	18.303	14.782	13.685	46.770		8
2	187	SRP RACING TEAM	DEU	Federer Fabian	ITA	Crg / Tm / Bridgestone	18.290	14.744	13.843	46.877	0.107	8
3	101	CRG SPA	ITA	De Conto Paolo	ITA	Crg / Tm / Bridgestone	18.358	14.771	13.800	46.929	0.159	7
4	141	CROCPROMOTION SRL	ITA	Hanley Benjamin	GBR	Drago Corse / Tm / Bridgestone	18.301	14.833	13.798	46.932	0.162	9
5	110	CPB SPORT	FRA	Baciuska Rokas	LTU	Sodikart / Tm / Bridgestone	18.353	14.723	13.875	46.951	0.181	9
6	139	CROCPROMOTION SRL	ITA	Gavrilov Klim	RUS	Crocpromotion / Tm / Bridgestone	18.375	14.768	13.822	46.965	0.195	9
7	150	CRG SPA	ITA	Luyet Jean	CHE	Crg / Tm / Bridgestone	18.339	14.805	13.870	47.014	0.244	8
8	177	TONY KART RACING TEAM	ITA	Fuoco Antonio	ITA	Tony Kart / Vortex / Bridgestone	18.396	14.781	13.884	47.061	0.291	9
9	161	MARANELLO KART	ITA	Camplese Lorenzo	ITA	Maranello / Tm / Bridgestone	18.382	14.781	13.898	47.061	0.291	8
10	185	CRG HOLLAND	NLD	Pex Stan	NLD	Crg / Tm / Bridgestone	18.381	14.887	13.820	47.088	0.318	8
11	104	CPB SPORT	FRA	Leuillet Tom	FRA	Sodikart / Tm / Bridgestone	18.403	14.800	13.886	47.089	0.319	9
12	97	CRG SPA	ITA	Rosina Michael	ITA	Crg / Tm / Bridgestone	18.350	14.843	13.920	47.113	0.343	8
13	112	LION KART FACTORY RACING TEAM	NLD	Lammers Bas	NLD	Lion Kart / Tm / Bridgestone	18.360	14.791	13.966	47.117	0.347	9
14	152	CRG SPA	ITA	Berto Filippo	ITA	Crg / Tm / Bridgestone	18.441	14.780	13.905	47.126	0.356	8
15	105	PETIT HUBERT	FRA	Petit Hubert	FRA	Sodikart / Tm / Bridgestone	18.440	14.808	13.892	47.140	0.370	9
16	189	DR SRL	ITA	Vasile Daniel	ROU	Dr / Modena Engines / Bridgestone	18.420	14.745	14.002	47.167	0.397	8
17	194	RENDA MOTORSPORT	ITA	De Vecchi Stefano	ITA	Fk / Vortex / Bridgestone	18.499	14.835	13.871	47.205	0.435	8
18	145	ENERGY CORSE SRL	ITA	Fife Joshua	AUS	Energy / Tm / Bridgestone	18.494	14.863	13.876	47.233	0.463	7
19	172	WARD RACING	SWE	Dzitiev Yuri	RUS	Tony Kart / Tm / Bridgestone	18.478	14.791	14.004	47.273	0.503	9
20	195	RENDA MOTORSPORT	ITA	Hall Philip	SWE	Formula K / Vortex / Bridgestone	18.505	14.852	13.965	47.322	0.552	8
21	183	CRG HOLLAND	NLD	Varhaug Pal	NOR	Crg / Tm / Bridgestone	18.547	14.828	14.015	47.390	0.620	8
22	147	ENERGY CORSE SRL	ITA	Sjokvist Isac	SWE	Energy / Tm / Bridgestone	18.491	14.891	14.036	47.418	0.648	9
23	121	ARNAUD JEAN	FRA	Arnaud Hugo	FRA	Sodikart / lame / Bridgestone	18.575	14.950	13.993	47.518	0.748	8
24	125	REINHARD ANDRE	CHE	Reinhard Andre	CHE	Crg / Tm / Bridgestone	18.673	14.962	14.020	47.655	0.885	8
25	116	BRM RACING	ITA	Mascialino Federico	ITA	Brm / Tm / Bridgestone	18.638	14.982	14.078	47.698	0.928	8
26	142	MIHIC MARTINN	SVN	Mihic Martin	SVN	Tb Kart / Tm / Bridgestone	18.655	14.941	14.113	47.709	0.939	8
27	122	BERNER KART RACING CLUB	CHE	Von Lerber Isabelle	CHE	Swiss Hutless / Tm / Bridgestone	18.597	15.006	14.159	47.762	0.992	9
28	148	ENERGY CORSE SRL	ITA	Kochev Konstantin	RUS	Energy / Tm / Bridgestone	18.745	15.057	14.027	47.829	1.059	9
29	198	CRG SPA	ITA	Forne Tomas Toni	ESP	Crg / Tm / Bridgestone	18.684	15.108	14.235	48.027	1.257	9
30	191	KSB RACING TEAM	AUT	Sager Moritz	AUT	Kosmic / Vortex / Bridgestone	18.731	15.076	14.247	48.054	1.284	8
31	118	BRM RACING	ITA	Rossini Nicola	ITA	Brm / Tm / Bridgestone	18.844	15.210	14.206	48.260	1.490	5
32	174	LOPATIN ANDREW	BLR	Lopatin Andrew	BLR	Tony Kart / Tm / Bridgestone	19.450	15.810	14.600	49.860	3.090	6

Start Time : 16/02 - 11:56:18

Best Lap : No.166 Longhi Riccardo

46.770

92,36 Kph

Weather : Sunny Air : 8°C Track : Dry

23° WINTER CUP (ITA) 15-18/02/2018

Page 1 / 1

FICR

Apex Timing

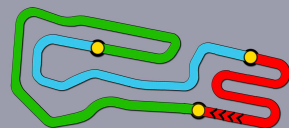


Scan this QR code for live timing



Timing service and charts editing provided by:

**Federazione Italiana
Cronometristi**



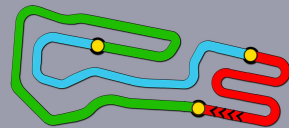
KZ2

Qualifying Practices - Series 1 (QPS1) Best Sectors Analysis

For information purposes. No official / regulatory value

S1			S2			S3			Ideal Lap Times						
Rnk	No.	Time	Rnk	No.	Time	Rnk	No.	Time	Rnk	No.	Driver	Nat D.	Ideal Lap	Best Lap	Diff.
1	112	18.255	1	139	14.706	1	166	13.685	1	166	Longhi Riccardo	ITA	46.770	46.770	
2	187	18.290	2	110	14.712	2	141	13.798	2	187	Federer Fabian	ITA	46.862	46.877	0.015
3	141	18.301	3	187	14.744	3	101	13.800	3	139	Gavrilov Klim	RUS	46.903	46.965	0.062
4	166	18.303	4	189	14.745	4	185	13.820	4	141	Hanley Benjamin	GBR	46.908	46.932	0.024
5	161	18.315	5	177	14.759	5	150	13.821	5	101	De Conto Paolo	ITA	46.927	46.929	0.002
6	150	18.339	6	150	14.768	6	139	13.822	6	150	Luyet Jean	CHE	46.928	47.014	0.086
7	97	18.350	7	101	14.769	7	187	13.828	7	110	Baciuska Rokas	LTU	46.940	46.951	0.011
8	110	18.353	8	152	14.780	8	194	13.871	8	112	Lammers Bas	NLD	46.982	47.117	0.135
9	101	18.358	9	161	14.781	9	110	13.875	9	161	Campele Lorenzo	ITA	46.994	47.061	0.067
10	139	18.375	10	166	14.782	10	145	13.876	10	177	Fuoco Antonio	ITA	47.038	47.061	0.023
11	185	18.381	11	104	14.783	11	177	13.884	11	104	Leuillet Tom	FER	47.072	47.089	0.017
12	189	18.383	12	172	14.791	12	104	13.886	12	97	Rosina Michael	ITA	47.086	47.113	0.027
13	177	18.395	12	112	14.791	13	105	13.892	13	185	Pex Stan	NLD	47.088	47.088	
14	104	18.403	14	105	14.800	14	161	13.898	14	105	Petit Hubert	FER	47.107	47.140	0.033
15	105	18.415	15	141	14.809	15	152	13.899	15	152	Berto Filippo	ITA	47.120	47.126	0.006
16	152	18.441	16	97	14.816	16	97	13.920	16	189	Vasile Daniel	ROU	47.130	47.167	0.037
17	172	18.478	17	183	14.828	17	112	13.936	17	194	De Vecchi Stefano	ITA	47.205	47.205	
18	147	18.489	18	194	14.835	18	172	13.943	18	172	Dzitiev Yuri	ITA	47.212	47.273	0.061
19	145	18.494	19	195	14.838	19	195	13.965	19	145	Fife Joshua	AUS	47.233	47.233	
20	194	18.499	20	145	14.863	20	121	13.993	20	195	Hall Philip	SWE	47.308	47.322	0.014
21	195	18.505	21	147	14.871	21	189	14.002	21	183	Varhaug Pal	NOR	47.390	47.390	
22	183	18.547	22	185	14.887	22	183	14.015	22	147	Sjokvist Isac	SWE	47.391	47.418	0.027
23	122	18.571	23	148	14.938	23	125	14.020	23	121	Arnaud Hugo	FER	47.516	47.518	0.002
24	121	18.573	24	142	14.941	24	148	14.027	24	125	Reinhard Andre	CHE	47.625	47.655	0.030
25	142	18.607	25	116	14.949	25	147	14.031	25	122	Von Lerber Isabelle	CHE	47.644	47.762	0.118
26	116	18.638	26	121	14.950	26	122	14.073	26	142	Mihic Martin	SVN	47.661	47.709	0.048
27	125	18.643	27	125	14.962	27	116	14.078	27	116	Mascialino Federico	ITA	47.665	47.698	0.033
28	198	18.684	28	122	15.000	28	142	14.113	28	148	Kochev Konstantin	RUS	47.710	47.829	0.119
29	191	18.731	29	191	15.076	29	198	14.164	29	198	Forne Tomas Toni	ESP	47.956	48.027	0.071
30	148	18.745	30	198	15.108	30	118	14.206	30	191	Sager Moritz	AUT	48.054	48.054	
31	118	18.844	31	118	15.210	31	191	14.247	31	118	Rossini Nicola	ITA	48.260	48.260	
32	174	19.450	32	174	15.652	32	174	14.600	32	174	Lopatin Andrew	BLR	49.702	49.860	0.158





KZ2

Qualifying Practices - Series 1 (QPS1) Analysis

For information purposes. No official / regulatory value

Laps	Sector 1	Sector 2	Sector 3	Lap Time
No.97 Rosina Michael				
1	20.991	16.291	14.683	51.965
2	19.179	15.609	14.367	49.155
3	18.611	15.022	14.033	47.666
4	18.545	14.915	13.971	47.431
5	18.421	14.816	13.963	47.200
6	18.379	14.931	13.963	47.273
7	18.366	14.897	13.987	47.250
8	18.350	14.843	13.920	47.113

Laps	Sector 1	Sector 2	Sector 3	Lap Time
No.101 De Conto Paolo				
1	24.533	17.350	14.928	56.811
2	19.808	15.432	14.036	49.276
3	18.436	14.905	13.912	47.253
4	18.445	14.848	13.912	47.205
5	18.416	15.060	13.910	47.386
6	18.384	14.769	13.899	47.052
7	18.358	14.771	13.800	46.929

Laps	Sector 1	Sector 2	Sector 3	Lap Time
No.104 Leuillet Tom				
1	22.596	18.561	15.340	56.497
2	19.947	16.487	14.536	50.970
3	18.734	14.978	14.054	47.766
4	18.589	14.925	13.996	47.510
5	18.433	14.851	14.261	47.545
6	18.493	14.853	13.950	47.296
7	18.451	14.813	13.886	47.150
8	18.403	14.800	13.886	47.089
9	18.423	14.783	13.920	47.126

Laps	Sector 1	Sector 2	Sector 3	Lap Time
No.105 Petit Hubert				
1	20.923	16.709	15.377	53.009
2	22.240	17.930	15.149	55.319
3	18.854	15.266	14.100	48.220
4	18.514	15.023	14.031	47.568
5	18.440	14.965	13.997	47.402
6	18.494	14.896	13.926	47.316
7	18.440	14.808	13.892	47.140
8	18.441	14.830	14.013	47.284
9	18.415	14.800	13.938	47.153

Laps	Sector 1	Sector 2	Sector 3	Lap Time
No.110 Baciуска Rokas				
1	22.470	18.146	15.660	56.276
2	19.822	16.559	14.626	51.007
3	18.719	14.972	14.071	47.762
4	18.416	14.852	13.979	47.247
5	18.393	14.757	14.456	47.606
6	18.669	14.712	13.989	47.370

Laps	Sector 1	Sector 2	Sector 3	Lap Time
7	18.472	14.802	13.884	47.158
8	18.369	14.734	13.933	47.036
9	18.353	14.723	13.875	46.951

Laps	Sector 1	Sector 2	Sector 3	Lap Time
No.112 Lammers Bas				
1	24.143	20.776	15.506	1:00.425
2	20.088	15.700	14.409	50.197
3	18.505	14.925	14.117	47.547
4	18.341	14.871	13.936	47.148
5	18.255	14.799	14.072	47.126
6	18.360	14.791	13.966	47.117
7	18.311	17.190	19.549	55.050
8	18.496	14.985	13.987	47.468
9	18.389	14.895	14.025	47.309

Laps	Sector 1	Sector 2	Sector 3	Lap Time
No.116 Mascialino Federico				
1	22.244	17.633	15.942	55.819
2	19.386	15.874	14.485	49.745
3	18.876	15.253	14.396	48.525
4	18.972	15.267	14.172	48.411
5	18.665	14.978	14.162	47.805
6	19.419	15.557	14.877	49.853
7	18.638	14.982	14.078	47.698
8	18.726	14.949	14.092	47.767

Laps	Sector 1	Sector 2	Sector 3	Lap Time
No.118 Rossini Nicola				
1	20.678	16.371	15.460	52.509
2	19.456	15.674	14.387	49.517
3	18.945	15.220	14.212	48.377
4	18.844	15.210	14.206	48.260
5	18.875	15.663	15.599	50.137

Laps	Sector 1	Sector 2	Sector 3	Lap Time
No.121 Arnaud Hugo				
1	22.895	17.011	15.120	55.026
2	20.144	15.779	14.464	50.387
3	18.948	15.304	14.327	48.579
4	18.657	15.190	14.197	48.044
5	18.622	15.302	14.209	48.133
6	18.831	17.145	14.187	50.163
7	18.573	14.962	14.422	47.957
8	18.575	14.950	13.993	47.518

Laps	Sector 1	Sector 2	Sector 3	Lap Time
No.122 Von Lerber Isabelle				
1	21.298	16.418	14.915	52.631
2	19.507	15.471	14.307	49.285
3	18.756	15.179	14.149	48.084
4	18.688	15.113	14.105	47.906
5	18.689	15.054	14.129	47.872
6	18.597	15.006	14.159	47.762

Laps	Sector 1	Sector 2	Sector 3	Lap Time
7	18.717	15.000	14.111	47.828
8	18.653	15.064	14.073	47.790
9	18.571	15.091	14.110	47.772

Laps	Sector 1	Sector 2	Sector 3	Lap Time
No.125 Reinhard Andre				
1	21.259	16.870	15.300	53.429
2	19.429	15.543	14.313	49.285
3	18.971	15.344	14.165	48.480
4	18.830	15.118	14.075	48.023
5	18.646	15.082	14.135	47.863
6	18.643	15.082	14.100	47.825
7	18.746	15.049	14.070	47.865
8	18.673	14.962	14.020	47.655

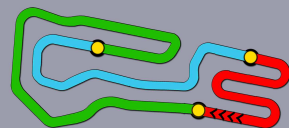
Laps	Sector 1	Sector 2	Sector 3	Lap Time
No.139 Gavrilov Klim				
1	20.999	16.592	15.047	52.638
2	19.115	15.409	14.202	48.726
3	18.982	15.115	14.166	48.263
4	18.765	15.279	14.039	48.083
5	18.464	14.851	13.968	47.283
6	18.502	14.744	13.922	47.168
7	18.375	14.768	13.822	46.965
8	18.451	14.830	13.957	47.238
9	18.445	14.706	13.869	47.020

Laps	Sector 1	Sector 2	Sector 3	Lap Time
No.141 Hanley Benjamin				
1	21.527	17.636	15.514	54.677
2	22.764	17.959	14.560	55.283
3	18.579	15.086	14.005	47.670
4	18.425	14.966	13.849	47.240
5	18.388	14.891	13.824	47.103
6	18.327	14.866	13.908	47.101
7	18.362	14.817	13.833	47.012
8	18.301	14.833	13.798	46.932
9	18.332	14.809	14.100	47.241

Laps	Sector 1	Sector 2	Sector 3	Lap Time
No.142 Mihic Martin				
1	23.653	17.423	15.234	56.310
2	20.020	15.674	14.827	50.521
3	18.815	15.187	14.358	48.360
4	18.927	15.179	14.299	48.405
5	18.766	14.974	14.171	47.911
6	18.655	14.941	14.113	47.709
7	18.607	15.035	14.277	47.919
8	18.771	15.054	14.167	47.992

Laps	Sector 1	Sector 2	Sector 3	Lap Time
No.145 Fife Joshua				
1	23.930	21.234	17.813	1:02.977
2	19.184	15.377	14.131	48.692





KZ2

Qualifying Practices - Series 1 (QPS1)

Analysis

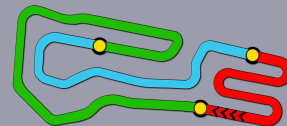
For information purposes. No official / regulatory value

Laps	Sector 1	Sector 2	Sector 3	Lap Time
3	41.871	16.420	15.467	1:13.758
4	19.014	15.217	14.314	48.545
5	18.585	15.074	13.980	47.639
6	18.554	14.956	13.967	47.477
7	18.494	14.863	13.876	47.233
No.147 Sjkovist Isac				
1	21.903	17.892	15.673	55.468
2	19.457	15.888	14.438	49.783
3	18.837	15.073	14.183	48.093
4	18.620	14.936	14.150	47.706
5	18.578	14.944	14.180	47.702
6	18.546	14.871	14.149	47.566
7	18.491	14.891	14.036	47.418
8	18.489	14.922	14.060	47.471
9	18.544	14.884	14.031	47.459
No.148 Kochev Konstantin				
1	22.419	17.959	16.276	56.654
2	20.904	17.148	14.834	52.886
3	19.044	15.789	15.697	50.530
4	19.106	15.121	14.199	48.426
5	18.809	15.162	15.040	49.011
6	18.969	14.938	14.105	48.012
7	18.745	15.057	14.027	47.829
8	19.135	15.340	14.803	49.278
9	18.757	14.969	14.133	47.859
No.150 Luyet Jean				
1	22.532	16.839	15.038	54.409
2	19.112	15.200	14.030	48.342
3	18.564	14.923	13.927	47.414
4	18.478	14.848	13.821	47.147
5	18.339	14.805	13.870	47.014
6	18.403	14.979	13.834	47.216
7	18.752	15.330	14.120	48.202
8	18.427	14.768	13.955	47.150
No.152 Berto Filippo				
1	21.330	16.296	14.896	52.522
2	19.172	15.687	14.408	49.267
3	18.693	15.277	14.123	48.093
4	18.495	14.899	14.015	47.409
5	18.483	14.842	13.950	47.275
6	18.494	14.867	13.962	47.323
7	18.443	14.893	13.899	47.235
8	18.441	14.780	13.905	47.126

Laps	Sector 1	Sector 2	Sector 3	Lap Time
No.161 Complesse Lorenzo				
1	21.767	17.084	15.111	53.962
2	19.024	15.095	14.118	48.237
3	18.570	14.910	13.956	47.436
4	18.397	14.825	13.922	47.144
5	18.382	14.781	13.898	47.061
6	18.315	14.856	14.034	47.205
7	18.414	14.846	13.902	47.162
8	18.391	14.798	13.949	47.138
No.166 Longhi Riccardo				
1	21.952	17.151	15.022	54.125
2	18.935	15.183	13.908	48.026
3	18.536	14.939	13.976	47.451
4	18.396	14.890	13.768	47.054
5	18.349	14.823	13.729	46.901
6	18.400	15.068	13.747	47.215
7	18.375	14.790	13.764	46.929
8	18.303	14.782	13.685	46.770
No.172 Dzitiev Yuri				
1	21.612	17.534	15.373	54.519
2	19.375	15.330	14.546	49.251
3	18.796	15.018	14.111	47.925
4	18.681	14.923	14.098	47.702
5	18.574	14.870	13.943	47.387
6	18.572	14.813	13.959	47.344
7	18.478	14.791	14.004	47.273
8	18.665	14.880	13.969	47.514
9	18.524	14.819	14.006	47.349
No.174 Lopatin Andrew				
1	23.002	17.904	16.328	57.234
2	20.041	15.878	15.044	50.963
3	19.705	15.652	14.785	50.142
4	19.624	16.059	14.787	50.470
5	19.450	15.810	14.600	49.860
6	19.452	19.347	21.828	1:00.627
No.177 Fuoco Antonio				
1	22.878	18.009	16.183	57.070
2	21.135	16.685	14.939	52.759
3	19.078	15.869	14.658	49.605
4	18.707	14.983	14.014	47.704
5	18.636	14.935	14.004	47.575
6	18.633	14.849	13.891	47.373
7	18.395	14.768	13.971	47.134
8	18.474	14.759	13.961	47.194

Laps	Sector 1	Sector 2	Sector 3	Lap Time
9	18.396	14.781	13.884	47.061
No.183 Varhaug Pal				
1	21.338	16.859	15.064	53.261
2	19.464	15.608	14.444	49.516
3	18.933	15.343	14.206	48.482
4	18.683	14.968	14.100	47.751
5	18.637	15.008	15.074	48.719
6	18.646	14.908	14.189	47.743
7	18.547	14.828	14.015	47.390
8	18.567	14.906	14.399	47.872
No.185 Pex Stan				
1	21.076	16.507	14.886	52.469
2	19.244	15.628	14.459	49.331
3	18.825	15.240	13.973	48.038
4	18.585	14.953	13.927	47.465
5	18.501	14.909	13.876	47.286
6	18.506	14.920	13.902	47.328
7	18.461	14.935	13.835	47.231
8	18.381	14.887	13.820	47.088
No.187 Federer Fabian				
1	20.893	16.636	15.381	52.910
2	19.419	15.397	14.086	48.902
3	18.560	14.948	13.922	47.430
4	18.348	14.773	13.828	46.949
5	19.213	14.958	13.869	48.040
6	18.366	14.771	13.843	46.980
7	19.731	16.169	14.501	50.401
8	18.290	14.744	13.843	46.877
No.189 Vasile Daniel				
1	21.084	16.376	14.995	52.455
2	19.279	15.660	14.440	49.379
3	18.940	15.200	14.235	48.375
4	18.550	14.911	14.057	47.518
5	18.432	14.853	14.061	47.346
6	18.528	14.813	14.005	47.346
7	18.383	14.981	14.027	47.391
8	18.420	14.745	14.002	47.167
No.191 Sager Moritz				
1	22.105	18.513	15.779	56.397
2	20.105	16.654	14.820	51.579
3	19.184	15.596	14.479	49.259
4	19.088	15.520	14.603	49.211
5	19.044	15.236	14.311	48.591
6	18.797	15.521	14.273	48.591





KZ2

Qualifying Practices - Series 1 (QPS1) Analysis

For information purposes. No official / regulatory value

Laps	Sector 1	Sector 2	Sector 3	Lap Time
7	18.772	15.175	14.298	48.245
8	18.731	15.076	14.247	48.054

No.194 De Vecchi Stefano

1	22.327	18.371	15.369	56.067
2	19.844	15.819	14.576	50.239
3	19.330	15.451	14.163	48.944
4	18.688	15.119	13.981	47.788
5	18.544	14.966	13.980	47.490
6	18.731	15.122	14.029	47.882
7	18.686	15.162	13.927	47.775
8	18.499	14.835	13.871	47.205

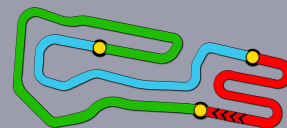
No.195 Hall Philip

1	23.801	18.341	16.035	58.177
2	19.303	15.454	14.369	49.126
3	18.731	15.058	14.159	47.948
4	18.573	15.023	14.191	47.787
5	18.538	14.838	14.022	47.398
6	18.505	14.852	13.965	47.322
7	18.523	14.849	14.760	48.132
8	18.614	14.888	14.010	47.512

No.198 Forne Tomas Toni

1	23.743	18.101	17.695	59.539
2	20.366	16.316	15.400	52.082
3	19.511	15.829	14.656	49.996
4	19.115	15.484	14.291	48.890
5	19.061	15.405	14.314	48.780
6	18.850	15.252	14.174	48.276
7	18.694	15.294	14.164	48.152
8	18.684	15.108	14.235	48.027
9	18.873	15.182	14.242	48.297



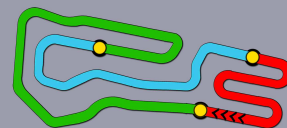


KZ2 ELENCO VERIFICATI (94 Drivers)

Document 17.1 OFFICIAL

No.	Entrant	Nat E.	Driver	Nat D.	Equipment
97	CRG SPA		Rosina Michael		Crg / Tm / Bridgestone
98	COMANDUCCI ANDREA		Comanducci Francesco		Tony Kart / Tm / Bridgestone
99	BIREL ART RACING KSW		Dreezen Rick		Birel Art / Tm / Bridgestone
101	CRG SPA		De Conto Paolo		Crg / Tm / Bridgestone
102	SODIKART		Abbase Anthony		Sodikart / Tm / Bridgestone
103	SODIKART		Irlando Alex		Sodikart / Tm / Bridgestone
104	CPB SPORT		Leuillet Tom		Sodikart / Tm / Bridgestone
105	PETIT HUBERT		Petit Hubert		Sodikart / Tm / Bridgestone
106	CPB SPORT		Leuillet Gabin		Sodikart / Tm / Bridgestone
107	CPB SPORT		Nomblot Jean		Sodikart / Tm / Bridgestone
108	CPB SPORT		Valente Enzo		Sodikart / Tm / Bridgestone
109	CPB SPORT		Lay Gillian		Sodikart / Tm / Bridgestone
110	CPB SPORT		Baciuska Rokas		Sodikart / Tm / Bridgestone
111	BURAN ALESSANDRO		Buran Alessandro		Pcr / Tm / Bridgestone
112	LION KART FACTORY RACING TEAM		Lammers Bas		Lion Kart / Tm / Bridgestone
113	ZANCHI MOTORSPORT		Zanchi Matteo		Tony Kart / Tm / Bridgestone
114	ALBANESE DANILO		Albanese Danilo		Tony Kart / Vortex / Bridgestone
115	BRM RACING		Zani Christopher		Brm / Tm / Bridgestone
116	BRM RACING		Mascialino Federico		Brm / Tm / Bridgestone
118	BRM RACING		Rossini Nicola		Brm / Tm / Bridgestone
119	CPB SPORT		Renaudin Adrien		Sodikart / Tm / Bridgestone
120	ZANETTI DAVID		Zanetti Matteo		Sodikart / Tm / Bridgestone
121	ARNAUD JEAN		Arnaud Hugo		Sodikart / lame / Bridgestone
122	BERNER KART RACING CLUB		Von Lerber Isabelle		Swiss Hutless / Tm / Bridgestone
123	VEVE LUDOVIC		Loussier Paul		Sodikart / Tm / Bridgestone
124	MORARDO FABRIZIO		Morardo Fabrizio		Srk / Tm / Bridgestone
125	REINHARD ANDRE		Reinhard Andre		Crg / Tm / Bridgestone
126	LA MARTINA VINCENZO		La Martina Vincenzo Alessio		Crg / Tm / Bridgestone
127	DR SRL		Paul Maximilian		Dr / Modena / Bridgestone
128	SODI RUSSIAN TEAM		Chayka Sergiy		Sodikart / Tm / Bridgestone
129	SODI RUSSIAN TEAM		Efrosinin Georgii		Sodikart / Tm / Bridgestone
130	SCHMITZ ALEXANDER		Schmitz Alexander		Tony Kart / Vortex / Bridgestone
131	NUOVA 3M SRL		Dale Andrea		Crg / Tm / Bridgestone
132	THOMAS LANDAIS		Landais Thomas		Sodikart / Tm / Bridgestone
133	MK RACING		Gemmill Oliver		Tony Kart / Vortex / Bridgestone
134	KOSMIC RACING DEPARTEMENT		Bengtsson Axel		Kosmic / Vortex / Bridgestone
135	KOSMIC RACING DEPARTEMENT		Rasmussen Oliver		Kosmic / Vortex / Bridgestone
136	GACO RACING		Rismyhr Finn		Sodikart / Tm / Bridgestone
137	PRAGA RACING TEAM		Celenta Francesco		Praga / Tm / Bridgestone
138	FORMULA K		Iglesias Jeremy		Formula K / Tm / Bridgestone
139	CROCPROMOTION SRL		Gavrilov Klim		Crocpromotion / Tm / Bridgestone
140	CROCPROMOTION SRL		Chubarov Ivan		Crocpromotion / Tm / Bridgestone
141	CROCPROMOTION SRL		Hanley Benjamin		Drago Corse / Tm / Bridgestone
142	MIHIC MARTINN		Mihic Martin		Tb Kart / Tm / Bridgestone
143	MARANELLO KART		Berndt Tim		Maranello / Tm / Bridgestone
144	MARANELLO KART		Gonzales Nicolas		Maranello / Tm / Bridgestone
145	ENERGY CORSE SRL		Fife Joshua		Energy / Tm / Bridgestone



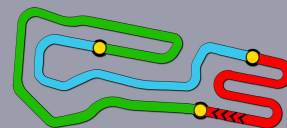


KZ2 ELENCO VERIFICATI (94 Drivers)

Document 17.1 OFFICIAL

No.	Entrant	Nat E.	Driver	Nat D.	Equipment
146	ENERGY CORSE SRL	ITA	Skaras Emil	SWE	Energy / Tm / Bridgestone
147	ENERGY CORSE SRL	ITA	Sjokvist Isac	SWE	Energy / Tm / Bridgestone
148	ENERGY CORSE SRL	ITA	Kochev Konstantin	RUS	Energy / Tm / Bridgestone
149	KOKOSIOULIS ANNA MARIA	ITA	Munaretto Luca	ITA	CrG / Tm / Bridgestone
150	CRG SPA	ITA	Luyet Jean	CHE	CrG / Tm / Bridgestone
151	CRG SPA	ITA	Giardelli Alessandro	ITA	CrG / Tm / Bridgestone
152	CRG SPA	ITA	Berto Filippo	ITA	CrG / Tm / Bridgestone
153	CRG SPA	ITA	Valenti Marco	ITA	CrG / Tm / Bridgestone
154	CRG SPA	ITA	Denner Emilien	FRA	Kalikart / Tm / Bridgestone
155	MK RACING	GBR	Lang Hannah	GBR	Tony Kart / Vortex / Bridgestone
157	PRAGA RACING TEAM	ITA	Loubere Pierre	FRA	Praga / Tm / Bridgestone
158	KK1	HRV	Habulin Kristijan	HRV	Tb Kart / Tm / Bridgestone
160	TONY KART RACING TEAM	ITA	Vigano' Matteo	ITA	Tony Kart / Vortex / Bridgestone
161	MARANELLO KART	ITA	Camplese Lorenzo	ITA	Maranello / Tm / Bridgestone
162	TONY KART RACING TEAM	ITA	Puhakka Simo	FIN	Tony Kart / Vortex / Bridgestone
163	MARANELLO KART	ITA	Peklin Ivan	UKR	Maranello / Tm / Bridgestone
165	BIREL ART RACING	ITA	Dahlberg Alexander	SWE	Birel Art / Tm / Bridgestone
166	BIREL ART RACING	ITA	Longhi Riccardo	ITA	Birel Art / Tm / Bridgestone
167	BIREL ART RACING	ITA	Lanzeni William	ITA	Birel Art / Tm / Bridgestone
168	TONY KART RACING TEAM	ITA	Piccini Alessio	ITA	Tony Kart / Vortex / Bridgestone
169	EVRRARD PAUL	FRA	Evrard Paul	FRA	Tony Kart / Vortex / Bridgestone
170	CRG SPA	ITA	Cebrian Gerard	ESP	CrG / Tm / Bridgestone
171	COLOMBO MIRKO	ITA	Colombo Mirko	ITA	Energy / Tm / Bridgestone
172	WARD RACING	SWE	Dzitiev Yuri	RUS	Tony Kart / Tm / Bridgestone
173	CRG SPA	ITA	Lopez Marc-oriol	ESP	CrG / Tm / Bridgestone
174	LOPATIN ANDREW	BLR	Lopatin Andrew	BLR	Tony Kart / Tm / Bridgestone
175	ASTASHENKO ANTON	BLR	Astashenko Anton	BLR	Tony Kart / Tm / Bridgestone
177	TONY KART RACING TEAM	ITA	Fuoco Antonio	ITA	Tony Kart / Vortex / Bridgestone
178	R&R RACING TEAM	AUT	Ugran Filip	ROU	Birel Art / Tm / Bridgestone
179	INTREPID DRIVER PROGRAM	SWE	Nilsson Brandon	SWE	Intrepid / Tm / Bridgestone
181	BABY RACE DRIVER ACADEMY	ITA	Lorandi Leonardo	ITA	Tony Kart / Tm / Bridgestone
182	CRG HOLLAND	NLD	Persson Tornqvist Benjamin	SWE	CrG / Tm / Bridgestone
183	CRG HOLLAND	NLD	Varhaug Pal	NOR	CrG / Tm / Bridgestone
184	CRG HOLLAND	NLD	Pex Jorrit	NLD	CrG / Tm / Bridgestone
185	CRG HOLLAND	NLD	Pex Stan	NLD	CrG / Tm / Bridgestone
186	BABY RACE DRIVER ACADEMY	ITA	Lorandi Alessio	ITA	Parolin / Tm / Bridgestone
187	SRP RACING TEAM	DEU	Federer Fabian	ITA	CrG / Tm / Bridgestone
189	DR SRL	ITA	Vasile Daniel	ROU	Dr / Modena Engines / Bridgestone
190	ATTIANESE LUCA MARIA	ITA	Attianese Luca	ITA	Dfm / lame / Bridgestone
191	KSB RACING TEAM	AUT	Sager Moritz	AUT	Kosmic / Vortex / Bridgestone
192	INTREPID DRIVER PROGRAM	ITA	Palomba Giuseppe	ITA	Intrepid / Tm / Bridgestone
193	RENDA MOTORSPORT	ITA	Fusco Giuseppe	ITA	Fk / Vortex / Bridgestone
194	RENDA MOTORSPORT	ITA	De Vecchi Stefano	ITA	Fk / Vortex / Bridgestone
195	RENDA MOTORSPORT	ITA	Hall Philip	SWE	Formula K / Vortex / Bridgestone
197	SCS SRL	ITA	Cunati Simone	ITA	Topkart / Parilla / Bridgestone
198	CRG SPA	ITA	Forne Tomas Toni	ESP	CrG / Tm / Bridgestone
199	KR MOTORSPORT	SWE	Torsellini Mirko	ITA	Kr / Parilla / Bridgestone

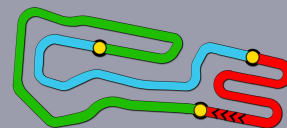




KZ2 Entry List (100 Drivers)

No.	Transponder	Driver
97	2412	Rosina Michael
98	2502	Comanducci Francesco
99	2503	Dreezen Rick
101	2504	De Conto Paolo
102	2505	Abbase Anthony
103	2506	Irlando Alex
104	2507	Leuillet Tom
105	2508	Petit Hubert
106	2509	Leuillet Gabin
107	2510	Nomblot Jean
108	2511	Valente Enzo
109	2512	Lay Gillian
110	2513	Baciuska Rokas
111	2514	Buran Alessandro
112	2515	Lammers Bas
113	2516	Zanchi Matteo
114	2517	Albanese Danilo
115	2518	Zani Christopher
116	2519	Mascialino Federico
118	2520	Rossini Nicola
119	2521	Renaudin Adrien
120	2522	Zanetti Matteo
121	2523	Arnaud Hugo
122	2524	Von Lerber Isabelle
123	2525	Loussier Paul
124	2526	Morardo Fabrizio
125	2527	Reinhard Andre
126	2528	La Martina Vincenzo Alessio
127	2529	Paul Maximilian
128	2530	Chayka Sergiy
129	2531	Efosinin Georgii
130	2532	Schmitz Alexander
131	2533	Dale Andrea
132	2534	Landais Thomas
133	2535	Gemmill Oliver
134	2536	Bengtsson Axel
135	2537	Rasmussen Oliver
136	2538	Rismyhr Finn
137	2539	Celenta Francesco
138	2540	Iglesias Jeremy
139	2541	Gavrilov Klim
140	2542	Chubarov Ivan
141	2543	Hanley Benjamin
142	2544	Mihic Martin
143	2545	Berndt Tim
144	2563	Gonzales Nicolas
145	2547	Fife Joshua
146	2548	Skaras Emil
147	2549	Sjokvist Isac
148	2550	Kochev Konstantin
149	2551	Munaretto Luca
150	2552	Luyet Jean
151	2553	Giardelli Alessandro
152	2554	Berto Filippo
153	2555	Valenti Marco
154	2556	Denner Emilien





KZ2 Entry List (100 Drivers)

No.	Transponder	Driver
155	2557	Lang Hannah
156	2558	Manolia Eduardo
157	2559	Loubere Pierre
158	2560	Habulin Kristijan
159	2561	Vucelic Nedeljko
160	2562	Vigano' Matteo
161	2546	Camplese Lorenzo
162	2564	Puhakka Simo
163	2565	Peklin Ivan
164	2566	Shapovalov Gleb
165	2567	Dahlberg Alexander
166	2568	Longhi Riccardo
167	2569	Lanzeni William
168	2570	Piccini Alessio
169	2571	Evrard Paul
170	2572	Cebrian Gerard
171	2573	Colombo Mirko
172	2574	Dzitiev Yuri
173	2575	Lopez Marc-oriol
174	2576	Lopatin Andrew
175	2577	Astashenko Anton
176	2578	Knezel Attila
177	2579	Fuoco Antonio
178	2580	Ugran Filip
179	2581	Nilsson Brandon
180	2407	Ilott Callum
181	2583	Lorandi Leonardo
182	2584	Persson Tornqvist Benjamin
183	2585	Varhaug Pal
184	2586	Pex Jorrit
185	2587	Pex Stan
186	2588	Lorandi Alessio
187	2589	Federer Fabian
188	2590	Alesi Giuliano
189	2591	Vasile Daniel
190	2592	Attianese Luca
191	2593	Sager Moritz
192	2594	Palomba Giuseppe
193	2595	Fusco Giuseppe
194	2596	De Vecchi Stefano
195	2597	Hall Philip
197	2598	Cunati Simone
198	2599	Forne Tomas Toni
199	2600	Torsellini Mirko

