



## X30 CHALLENGE FRANCE

### X30 Talent

### Liste des Participants

N°	Pilote	Chassis
2	<b>DE QUINEMONT Guillaume</b>	Exprit
6	<b>HADJAR Isack</b>	RedSpeed
7	<b>MEGUETOUNIF Sami</b>	OTK
8	<b>CHRISTEN Charles</b>	OTK
9	<b>ROUX Dorian</b>	OTK
11	<b>JOULIE Enzo</b>	Kosmic
12	<b>DELBART Loïs</b>	Tony Kart
13	<b>MOREAU Nicolas</b>	Redspeed
19	<b>FERNANDEZ Louan</b>	Exprit
29	<b>CLEMENT Thibaut</b>	Kosmic
44	<b>BOUTEILLER Vincent</b>	Sodi
60	<b>PIN Doriane</b>	♥ Kosmic
88	<b>CRESPIN Guilhem</b>	Exprit

13 Concurrents




# X30 CHALLENGE FRANCE

## X30 Talent

### Essais Chronométrés

### Classement de la séance

Clt	N°	Pilote	Chassis	Meilleur S1	Meilleur S2	Meilleur S3	Temps idéal	Temps	Ecart	Tour	Vitesse
1	7	MEGUETOUNIF Sami	Exprit	15.783	30.508	18.268	1:04.559	<b>1:04.559</b>		8	78,06
2	19	FERNANDEZ Louan	Exprit	16.081	29.708	18.787	1:04.576	<b>1:04.603</b>	+0.044	9	78,01
3	6	HADJAR Isack	RedSpeed	16.364	29.771	18.608	1:04.743	<b>1:04.794</b>	+0.235	8	77,78
4	8	CHRISTEN Charles	Tony Kart	16.170	29.950	18.958	1:05.078	<b>1:05.207</b>	+0.648	8	77,29
5	11	JOULIE Enzo	Kosmic	16.312	30.114	18.747	1:05.173	<b>1:05.321</b>	+0.762	9	77,15
6	13	MOREAU Nicolas	Redspeed	16.527	30.070	19.045	1:05.642	<b>1:05.749</b>	+1.190	7	76,65
7	88	CRESPIN Guilhem	Exprit	16.297	30.330	19.125	1:05.752	<b>1:05.817</b>	+1.258	9	76,57
8	9	ROUX Dorian	Tony Kart	16.186	30.370	19.136	1:05.692	<b>1:05.899</b>	+1.340	9	76,48
9	60	PIN Doriane	 Kosmic	16.596	30.168	19.180	1:05.944	<b>1:06.038</b>	+1.479	9	76,31
10	12	DELBART Loïs	Tony Kart	16.563	30.225	19.211	1:05.999	<b>1:06.130</b>	+1.571	8	76,21
11	44	BOUTEILLER Vincent	Sodi	16.294	30.545	19.049	1:05.888	<b>1:06.142</b>	+1.583	9	76,19
12	29	CLEMENT Thibaut	Tony Kart	16.233	30.981	19.186	1:06.400	<b>1:06.400</b>	+1.841	5	75,90

Sous réserve du contrôle technique ou de fait sportif

Le Chronométrage

Affiché à

Le Président du Collège

## X30 CHALLENGE FRANCE

### X30 Talent

### Essais Chronométrés

### Historique

Tour Secteur 1 Secteur 2 Secteur 3 Temps

#### 6 HADJAR Isack

START				
1		33.088	19.757	
2	17.280	30.875	19.279	1:07.434
3	16.678	30.666	19.007	1:06.351
4	16.574	30.436	18.984	1:05.994
5	16.483	30.266	18.840	1:05.589
6	16.521	30.426	18.914	1:05.861
7	16.513	30.198	18.690	1:05.401
8	16.364	29.822	18.608	1:04.794
9	16.391	29.771	18.653	1:04.815
FINISH				
10	16.388	29.816	18.674	1:04.878

#### 7 MEGUETOUNIF Sami

START				
1		35.959	21.296	
2	17.568	33.347	19.932	1:10.847
3	16.490	32.301	19.608	1:08.399
4	16.410	31.573	19.167	1:07.150
5	16.502	31.179	18.968	1:06.649
6	16.395	31.255	18.715	1:06.365
7	15.983	30.720	18.455	1:05.158
8	15.783	30.508	18.268	1:04.559
FINISH				
9	16.020	30.956	18.410	1:05.386

#### 8 CHRISTEN Charles

START				
1		32.914	19.838	
2	16.889	30.628	19.223	1:06.740
3	16.298	30.688	19.232	1:06.218
4	16.303	30.511	19.188	1:06.002
5	16.364	30.191	19.150	1:05.705
6	16.206	30.343	19.204	1:05.753
7	16.239	32.772	18.958	1:07.969
8	16.243	29.950	19.014	1:05.207
FINISH				
9	16.170	31.717	18.959	1:06.846

Tour Secteur 1 Secteur 2 Secteur 3 Temps

#### 9 ROUX Dorian

START				
1		34.834	20.638	
2	17.455	31.597	20.095	1:09.147
3	16.853	30.922	19.505	1:07.280
4	16.847	30.370	19.576	1:06.793
5	16.634	31.281	19.597	1:07.512
6	16.342	30.541	19.272	1:06.155
7	16.186	31.399	19.178	1:06.763
8	16.191	30.730	19.312	1:06.233
FINISH				
9	16.241	30.522	19.136	1:05.899

#### 11 JOULIE Enzo

START				
1		32.765	19.567	
2	16.934	31.056	19.219	1:07.209
3	16.503	30.628	19.111	1:06.242
4	16.817	30.651	19.085	1:06.553
5	16.594	30.399	19.025	1:06.018
6	16.545	30.219	18.946	1:05.710
7	16.435	30.114	18.775	1:05.324
8	16.312	30.265	18.852	1:05.429
FINISH				
9	16.329	30.245	18.747	1:05.321

#### 12 DELBART Loïs

START				
1		32.517	19.946	
2	17.016	30.835	19.551	1:07.402
3	16.757	31.056	19.393	1:07.206
4	17.110	30.519	19.416	1:07.045
5	16.708	30.708	19.331	1:06.747
6	16.758	30.410	19.299	1:06.467
7	17.185	30.399	19.297	1:06.881
8	16.563	30.356	19.211	1:06.130
FINISH				
9	17.043	30.225	19.251	1:06.519

X30 CHALLENGE FRANCE

X30 Talent

Essais Chronométrés

Historique

Tour	Secteur 1	Secteur 2	Secteur 3	Temps
<b>13 MOREAU Nicolas</b>				
START				
1		<b>32.554</b>	<b>20.178</b>	
2	<b>17.029</b>	<b>31.032</b>	<b>19.487</b>	<b>1:07.548</b>
3	17.054	<b>30.510</b>	19.497	<b>1:07.061</b>
4	<b>16.773</b>	<b>30.503</b>	19.663	<b>1:06.939</b>
5	16.810	<b>30.367</b>	19.578	<b>1:06.755</b>
6	<b>16.722</b>	<b>30.139</b>	<b>19.105</b>	<b>1:05.966</b>
7	<b>16.566</b>	<b>30.138</b>	<b>19.045</b>	<b>1:05.749</b>
8	<b>16.527</b>	30.169	19.172	1:05.868
FINISH				
9	16.532	<b>30.070</b>	19.591	1:06.193

Tour	Secteur 1	Secteur 2	Secteur 3	Temps
<b>19 FERNANDEZ Louan</b>				
START				
1		<b>34.879</b>	<b>19.819</b>	
2	<b>16.953</b>	<b>31.010</b>	<b>19.202</b>	<b>1:07.165</b>
3	<b>16.515</b>	<b>30.413</b>	<b>19.037</b>	<b>1:05.965</b>
4	16.554	37.135	22.466	1:16.155
5	<b>16.344</b>	<b>30.089</b>	19.187	<b>1:05.620</b>
6	<b>16.213</b>	<b>29.809</b>	<b>19.001</b>	<b>1:05.023</b>
7	<b>16.081</b>	31.300	<b>18.895</b>	1:06.276
8	16.643	30.387	20.528	1:07.558
FINISH				
9	16.108	<b>29.708</b>	<b>18.787</b>	<b>1:04.603</b>

Tour	Secteur 1	Secteur 2	Secteur 3	Temps
<b>29 CLEMENT Thibaut</b>				
START				
1		<b>34.580</b>	<b>20.196</b>	
2	<b>17.068</b>	<b>31.620</b>	<b>19.306</b>	<b>1:07.994</b>
3	<b>16.442</b>	<b>31.256</b>	<b>19.303</b>	<b>1:07.001</b>
4	16.444	31.345	19.703	1:07.492
5	<b>16.233</b>	<b>30.981</b>	<b>19.186</b>	<b>1:06.400</b>
FINISH				
6	16.266	31.291	19.207	1:06.764

Tour	Secteur 1	Secteur 2	Secteur 3	Temps
<b>44 BOUTEILLER Vincent</b>				
START				
1		<b>33.379</b>	<b>20.279</b>	
2	<b>17.321</b>	<b>31.106</b>	<b>19.662</b>	<b>1:08.089</b>
3	<b>16.401</b>	31.300	<b>19.651</b>	<b>1:07.352</b>
4	16.510	31.129	19.803	1:07.442
5	16.606	<b>30.545</b>	<b>19.250</b>	<b>1:06.401</b>
6	<b>16.294</b>	31.382	<b>19.088</b>	1:06.764
7	16.394	30.780	19.476	1:06.650

Tour	Secteur 1	Secteur 2	Secteur 3	Temps
8	16.941	30.594	<b>19.049</b>	1:06.584
FINISH				
9	16.357	30.552	19.233	<b>1:06.142</b>

Tour	Secteur 1	Secteur 2	Secteur 3	Temps
<b>60 PIN Doriane</b>				
START				
1		<b>32.737</b>	<b>19.766</b>	
2	<b>17.152</b>	<b>31.019</b>	<b>19.640</b>	<b>1:07.811</b>
3	<b>16.878</b>	<b>30.596</b>	<b>19.472</b>	<b>1:06.946</b>
4	<b>16.756</b>	31.083	<b>19.387</b>	1:07.226
5	<b>16.714</b>	<b>30.417</b>	<b>19.298</b>	<b>1:06.429</b>
6	16.765	<b>30.235</b>	19.413	<b>1:06.413</b>
7	<b>16.596</b>	30.453	19.311	<b>1:06.360</b>
8	16.659	30.393	19.348	1:06.400
9	16.621	<b>30.168</b>	<b>19.249</b>	<b>1:06.038</b>
FINISH				
10	16.725	30.373	<b>19.180</b>	1:06.278


Tour	Secteur 1	Secteur 2	Secteur 3	Temps
<b>88 CRESPIN Guilhem</b>				
START				
1		<b>33.573</b>	<b>19.838</b>	
2	<b>17.110</b>	<b>31.362</b>	<b>19.377</b>	<b>1:07.849</b>
3	<b>16.708</b>	<b>31.105</b>	<b>19.234</b>	<b>1:07.047</b>
4	<b>16.549</b>	<b>30.856</b>	<b>19.227</b>	<b>1:06.632</b>
5	16.668	<b>30.629</b>	19.388	1:06.685
6	16.608	30.722	19.311	1:06.641
7	<b>16.455</b>	<b>30.615</b>	<b>19.226</b>	<b>1:06.296</b>
8	<b>16.393</b>	<b>30.443</b>	19.308	<b>1:06.144</b>
9	<b>16.297</b>	<b>30.330</b>	<b>19.190</b>	<b>1:05.817</b>
FINISH				
10	16.409	30.343	<b>19.125</b>	1:05.877

## X30 CHALLENGE FRANCE

### X30 Talent

#### Manche Qualificative 1

#### Classement

Cl.	N°	Pilote	Chassis	Tours	Ecart	Interv.	M.Tour	Points
1	8	CHRISTEN Charles	Tony Kart	8			57.260	0
2	7	MEGUETOUNIF Sami	Exprit	8	+0.172	+0.172	57.136	2
3	19	FERNANDEZ Louan	Exprit	8	+0.507	+0.335	57.042	3
4	11	JOULIE Enzo	Kosmic	8	+3.925	+3.418	57.238	4
5	6	HADJAR Isack	RedSpeed	8	+4.223	+0.298	57.297	5
6	29	CLEMENT Thibaut	Tony Kart	8	+4.349	+0.126	57.449	6
7	60	PIN Doriane	 Kosmic	8	+4.419	+0.070	57.375	7
8	13	MOREAU Nicolas	Redspeed	8	+6.421	+2.002	57.684	8
9	12	DELBART Lois	Tony Kart	8	+7.558	+1.137	57.853	9
10	9	ROUX Dorian	Tony Kart	8	+7.978	+0.420	57.689	10
11	44	BOUTEILLER Vincent	Sodi	8	+8.549	+0.571	57.711	11
12	88	CRESPIN Guilhem	Exprit		+8 Tours	+8 Tours		12

Meilleur tour: 19 FERNANDEZ Louan - 57.042

Pas un tour

88	CRESPIN Guilhem	Exprit	12
----	-----------------	--------	----

Sous réserve du contrôle technique ou de fait sportif

Le Chronométrage

Heure d'affichage

Le Président du Collège

# X30 CHALLENGE FRANCE

## X30 Talent

### Manche Qualificative 1

#### Historique

Tour Secteur 1 Secteur 2 Secteur 3 Temps

#### 6 HADJAR Isack

		29.243	17.854	
	<b>START</b>			
	15.986	34.775	48.134	
1	17.292	26.459	17.356	1:01.107
2	15.394	26.574	17.513	59.481
3	15.154	25.615	17.230	57.999
4	15.029	25.989	17.163	58.181
5	15.109	25.214	17.161	57.484
6	15.074	25.116	17.107	57.297
7	15.166	25.088	17.175	57.429
	<b>FINISH</b>			
8	15.169	26.370	18.054	59.593

Tour Secteur 1 Secteur 2 Secteur 3 Temps

#### 9 ROUX Dorian

		30.328	18.033	
	<b>START</b>			
	16.404	31.819	48.025	
1	17.822	28.379	17.649	1:03.850
2	15.563	26.779	17.405	59.747
3	15.342	25.775	17.271	58.388
4	15.037	25.736	17.223	57.996
5	15.097	25.853	17.193	58.143
6	15.234	25.575	17.166	57.975
7	15.029	25.583	17.161	57.773
	<b>FINISH</b>			
8	14.960	25.584	17.145	57.689

#### 7 MEGUETOUNIF Sami

		27.519	17.625	
	<b>START</b>			
	15.465	37.677	48.381	
1	17.108	25.954	17.376	1:00.438
2	15.410	25.449	17.419	58.278
3	15.305	25.466	17.239	58.010
4	15.288	25.194	17.244	57.726
5	15.327	25.160	17.168	57.655
6	15.224	24.976	17.180	57.380
7	15.204	25.643	17.200	58.047
	<b>FINISH</b>			
8	15.081	24.910	17.145	57.136

#### 11 JOULIE Enzo

		29.261	17.858	
	<b>START</b>			
	15.688	34.592	47.925	
1	17.495	26.661	17.299	1:01.455
2	15.159	26.700	17.310	59.169
3	15.102	25.883	17.248	58.233
4	15.002	25.884	17.143	58.029
5	15.018	25.269	17.238	57.525
6	15.050	25.104	17.084	57.238
7	15.114	25.268	17.133	57.515
	<b>FINISH</b>			
8	14.970	26.344	17.585	58.899

#### 8 CHRISTEN Charles

		29.508	17.765	
	<b>START</b>			
	15.854	34.450	48.285	
1	17.319	26.566	17.431	1:01.316
2	15.092	25.944	17.212	58.248
3	15.159	25.496	17.199	57.854
4	15.130	25.295	17.036	57.461
5	15.070	25.144	17.073	57.287
6	15.055	25.257	17.028	57.340
7	14.846	25.442	17.139	57.427
	<b>FINISH</b>			
8	14.964	25.069	17.227	57.260

#### 12 DELBART Loïs

		30.404	18.041	
	<b>START</b>			
	16.806	31.154	47.781	
1	17.687	27.283	17.959	1:02.929
2	15.510	26.512	17.423	59.445
3	15.047	25.663	17.338	58.048
4	15.005	25.755	17.384	58.144
5	15.118	25.351	17.384	57.853
6	15.140	26.230	17.285	58.655
7	15.098	25.419	17.360	57.877
	<b>FINISH</b>			
8	15.164	25.555	17.265	57.984

X30 CHALLENGE FRANCE

X30 Talent

Manche Qualificative 1

Historique

Tour	Secteur 1	Secteur 2	Secteur 3	Temps
<b>13 MOREAU Nicolas</b>				
		<b>29.313</b>	<b>17.672</b>	
		<b>START</b>		
	<b>15.688</b>	34.394	48.224	
1	17.554	<b>27.100</b>	<b>17.323</b>	<b>1:01.977</b>
2	17.150	<b>26.876</b>	<b>17.306</b>	<b>1:01.332</b>
3	<b>15.197</b>	<b>25.592</b>	<b>17.166</b>	<b>57.955</b>
4	<b>15.021</b>	25.697	<b>17.152</b>	<b>57.870</b>
5	15.209	<b>25.450</b>	17.234	57.893
6	15.147	<b>25.408</b>	17.207	<b>57.762</b>
7	15.164	<b>25.346</b>	17.284	57.794
		<b>FINISH</b>		
8	15.159	25.394	<b>17.131</b>	<b>57.684</b>

<b>19 FERNANDEZ Louan</b>				
		<b>28.773</b>	<b>18.442</b>	
		<b>START</b>		
	<b>15.893</b>	34.568	48.458	
1	17.976	<b>26.612</b>	<b>17.359</b>	<b>1:01.947</b>
2	<b>15.167</b>	<b>26.124</b>	<b>17.137</b>	<b>58.428</b>
3	15.193	<b>26.051</b>	<b>17.131</b>	<b>58.375</b>
4	<b>14.963</b>	<b>25.351</b>	17.169	<b>57.483</b>
5	15.155	<b>25.064</b>	17.182	<b>57.401</b>
6	15.025	<b>25.059</b>	<b>17.091</b>	<b>57.175</b>
7	15.019	<b>24.983</b>	<b>17.056</b>	<b>57.058</b>
		<b>FINISH</b>		
8	<b>14.950</b>	<b>24.951</b>	17.141	<b>57.042</b>

<b>29 CLEMENT Thibaut</b>				
		<b>29.644</b>	<b>17.923</b>	
		<b>START</b>		
	<b>17.048</b>	32.205	47.441	
1	17.344	<b>26.997</b>	<b>17.524</b>	<b>1:01.865</b>
2	<b>15.264</b>	<b>25.885</b>	<b>17.298</b>	<b>58.447</b>
3	<b>15.153</b>	<b>25.364</b>	<b>17.260</b>	<b>57.777</b>
4	<b>14.907</b>	25.912	<b>17.254</b>	58.073
5	14.963	<b>25.285</b>	<b>17.201</b>	<b>57.449</b>
6	14.909	25.479	17.213	57.601
7	15.099	25.550	17.260	57.909
		<b>FINISH</b>		
8	14.924	25.640	17.664	58.228

<b>44 BOUTEILLER Vincent</b>				
		<b>29.895</b>	<b>18.232</b>	
		<b>START</b>		

		<b>16.697</b>	31.500	47.166	
1	18.130	<b>27.284</b>	<b>17.716</b>	<b>1:03.130</b>	
2	<b>15.594</b>	<b>26.925</b>	<b>17.419</b>	<b>59.938</b>	
3	<b>15.222</b>	<b>25.784</b>	<b>17.222</b>	<b>58.228</b>	
4	<b>15.095</b>	25.804	<b>17.181</b>	<b>58.080</b>	
5	15.179	<b>25.698</b>	17.361	58.238	
6	15.209	<b>25.390</b>	<b>17.112</b>	<b>57.711</b>	
7	15.206	25.519	17.149	57.874	
		<b>FINISH</b>			
8	<b>14.991</b>	25.658	17.927	58.576	

<b>60 PIN Doriane</b>				
		<b>30.075</b>	<b>18.080</b>	
		<b>START</b>		
	<b>16.540</b>	32.255	47.838	
1	17.598	<b>27.605</b>	<b>17.830</b>	<b>1:03.033</b>
2	<b>15.544</b>	<b>26.360</b>	<b>17.307</b>	<b>59.211</b>
3	<b>15.173</b>	<b>25.540</b>	<b>17.178</b>	<b>57.891</b>
4	<b>15.076</b>	<b>25.368</b>	17.283	<b>57.727</b>
5	15.137	<b>25.246</b>	17.281	<b>57.664</b>
6	15.117	<b>25.125</b>	<b>17.133</b>	<b>57.375</b>
7	15.076	25.263	<b>17.129</b>	57.468
		<b>FINISH</b>		
8	<b>14.949</b>	25.374	17.377	57.700

<b>88 CRESPIN Guilhem</b>				
		<b>29.946</b>	<b>18.255</b>	
		<b>START</b>		
		<b>FINISH</b>		



# X30 CHALLENGE FRANCE

## X30 Talent

### Manche Qualificative 1

#### Tour par tour

Grille	7	19	6	8	11	13	88	9	60	12	44	29
--------	---	----	---	---	----	----	----	---	----	----	----	----

	1.	2.	3.	4.	5.	6.	7.	8.	9.	10.	11.	12.
Départ	7	19	6	8	11	13	60	9	12	44	29	
Tour 1	7	6	8	11	19	13	29	60	12	44	9	
Tour 2	7	8	19	6	11	29	60	12	13	44	9	
Tour 3	7	8	6	19	11	29	60	12	13	44	9	
Tour 4	7	8	19	6	11	29	60	12	13	44	9	
Tour 5	7	8	19	6	11	29	60	12	13	44	9	
Tour 6	7	8	19	6	11	29	60	13	12	44	9	
Tour 7	8	7	19	6	11	29	60	13	12	44	9	
Tour 8	8	7	19	11	6	29	60	13	12	9	44	





## X30 CHALLENGE FRANCE

### X30 Talent

### Manche Qualificative 2

### Classement

Clt	N°	Pilote	Chassis	Tours	Ecart	Interv.	M.Tour	Points	Pénalité
1	19	FERNANDEZ Louan	Exprit	8			57.130	5	+5P
2	7	MEGUETOUNIF Sami	Exprit	8	+0.161	+0.161	57.264	2	
3	8	CHRISTEN Charles	Tony Kart	8	+0.913	+0.752	57.362	3	
4	11	JOULIE Enzo	Kosmic	8	+1.027	+0.114	57.481	4	
5	6	HADJAR Isack	RedSpeed	8	+2.069	+1.042	57.334	5	
6	29	CLEMENT Thibaut	Tony Kart	8	+2.625	+0.556	57.513	6	
7	60	PIN Doriane	 Kosmic	8	+2.858	+0.233	57.589	7	
8	12	DELBART Loïs	Tony Kart	8	+3.058	+0.200	57.484	8	
9	13	MOREAU Nicolas	Redspeed	8	+3.414	+0.356	57.539	9	
10	9	ROUX Dorian	Tony Kart	8	+3.701	+0.287	57.683	10	
11	88	CRESPIN Guilhem	Exprit	8	+7.131	+3.430	58.074	11	
12	44	BOUTEILLER Vincent	Sodi	8	+7.426	+0.295	58.037	12	

Meilleur tour: 19 FERNANDEZ Louan - 57.130

**N° 19 5 points de pénalité : Mauvaise fixation du spoiler**

Sous réserve du contrôle technique ou de fait sportif

Le Chronométrage

Heure d'affichage

Le Président du Collège

## X30 CHALLENGE FRANCE

### X30 Talent

### Manche Qualificative 2

### Historique

Tour Secteur 1 Secteur 2 Secteur 3 Temps

#### 6 HADJAR Isack

		29.378	17.901	
	START			
		15.753	42.833	47.380
1	17.301	26.714	17.294	1:01.309
2	15.232	25.717	17.170	58.119
3	15.033	25.336	17.060	57.429
4	15.140	26.411	17.272	58.823
5	15.067	25.428	17.025	57.520
6	15.160	26.223	17.036	58.419
7	14.943	25.333	17.058	57.334
	FINISH			
8	14.790	28.003	17.401	1:00.194

Tour Secteur 1 Secteur 2 Secteur 3 Temps

#### 9 ROUX Dorian

		29.567	18.310	
	START			
		15.779	32.135	46.091
1	18.203	27.941	17.433	1:03.577
2	15.268	26.080	17.274	58.622
3	15.062	25.737	17.210	58.009
4	15.031	25.584	17.171	57.786
5	15.110	25.503	17.347	57.960
6	15.031	25.543	17.239	57.813
7	14.997	25.434	17.252	57.683
	FINISH			
8	14.959	26.004	17.368	58.331

#### 7 MEGUETOUNIF Sami

		28.329	17.891	
	START			
		16.116	43.842	47.609
1	17.220	26.161	17.416	1:00.797
2	15.443	25.434	17.327	58.204
3	15.387	25.157	17.247	57.791
4	15.355	26.282	17.151	58.788
5	15.197	25.157	17.289	57.643
6	15.144	25.082	17.222	57.448
7	15.246	24.869	17.149	57.264
	FINISH			
8	15.244	26.362	17.823	59.429

#### 11 JOULIE Enzo

		29.715	18.161	
	START			
		15.720	42.183	46.650
1	17.252	26.898	17.257	1:01.407
2	15.168	25.718	17.160	58.046
3	14.949	25.445	17.087	57.481
4	15.015	26.933	17.689	59.637
5	14.986	25.541	17.120	57.647
6	15.068	25.479	17.229	57.776
7	14.998	25.422	17.148	57.568
	FINISH			
8	15.085	25.939	17.358	58.382

#### 8 CHRISTEN Charles

		29.287	17.962	
	START			
		15.847	43.249	46.748
1	17.470	27.323	17.298	1:02.091
2	15.144	25.522	17.085	57.751
3	15.026	25.486	17.064	57.576
4	14.982	26.279	17.205	58.466
5	15.000	25.374	17.044	57.418
6	14.856	25.953	17.106	57.915
7	14.972	25.322	17.068	57.362
	FINISH			
8	14.953	26.861	17.399	59.213

#### 12 DELBART Lois

		30.362	18.595	
	START			
		16.200	36.112	46.209
1	18.279	27.406	17.573	1:03.258
2	15.322	25.856	17.346	58.524
3	15.216	25.470	17.364	58.050
4	15.051	25.360	17.367	57.778
5	14.928	25.535	17.286	57.749
6	15.012	25.455	17.418	57.885
7	14.875	25.445	17.164	57.484
	FINISH			
8	14.893	26.558	17.301	58.752

X30 CHALLENGE FRANCE

X30 Talent

Manche Qualificative 2

Historique

Tour	Secteur 1	Secteur 2	Secteur 3	Temps
<b>13 MOREAU Nicolas</b>				
		<b>29.158</b>	<b>18.047</b>	
		START		
	<b>15.862</b>	38.604	46.487	
1	17.438	<b>27.328</b>	<b>17.415</b>	<b>1:02.181</b>
2	<b>15.228</b>	<b>25.489</b>	<b>17.161</b>	<b>57.878</b>
3	<b>15.129</b>	<b>25.472</b>	<b>17.160</b>	<b>57.761</b>
4	<b>15.095</b>	25.998	17.630	58.723
5	<b>15.041</b>	<b>25.408</b>	<b>17.090</b>	<b>57.539</b>
6	<b>14.793</b>	27.239	17.384	59.416
7	15.041	<b>25.400</b>	17.119	57.560
		FINISH		
8	15.041	26.528	17.370	58.939

<b>19 FERNANDEZ Louan</b>				
		<b>29.129</b>	<b>18.125</b>	
		START		
	<b>15.759</b>	42.845	47.554	
1	17.727	<b>26.963</b>	<b>17.293</b>	<b>1:01.983</b>
2	<b>15.136</b>	<b>25.512</b>	<b>17.218</b>	<b>57.866</b>
3	<b>15.000</b>	<b>25.388</b>	<b>17.110</b>	<b>57.498</b>
4	15.061	26.691	17.329	59.081
5	<b>14.867</b>	<b>25.354</b>	<b>17.037</b>	<b>57.258</b>
6	<b>14.820</b>	25.467	17.057	57.344
7	14.979	<b>25.083</b>	17.068	<b>57.130</b>
		FINISH		
8	14.921	26.446	17.572	58.939

<b>29 CLEMENT Thibaut</b>				
		<b>29.898</b>	<b>18.233</b>	
		START		
	<b>15.790</b>	42.210	45.816	
1	17.342	<b>27.027</b>	<b>17.469</b>	<b>1:01.838</b>
2	<b>15.168</b>	<b>25.830</b>	<b>17.382</b>	<b>58.380</b>
3	15.192	<b>25.639</b>	<b>17.329</b>	<b>58.160</b>
4	<b>15.081</b>	<b>25.546</b>	17.389	<b>58.016</b>
5	<b>14.865</b>	<b>25.473</b>	<b>17.175</b>	<b>57.513</b>
6	14.883	25.882	17.360	58.125
7	15.057	<b>25.370</b>	17.278	57.705
		FINISH		
8	15.055	26.280	17.463	58.798

<b>44 BOUTEILLER Vincent</b>				
		<b>30.065</b>	<b>18.186</b>	
		START		

		<b>15.859</b>	42.497	45.815	
1	18.256	<b>28.019</b>	<b>17.726</b>	<b>1:04.001</b>	
2	<b>15.307</b>	<b>26.056</b>	<b>17.358</b>	<b>58.721</b>	
3	<b>15.233</b>	<b>25.757</b>	<b>17.240</b>	<b>58.230</b>	
4	15.282	<b>25.713</b>	17.299	58.294	
5	15.254	<b>25.600</b>	17.297	<b>58.151</b>	
6	15.357	<b>25.347</b>	17.371	<b>58.075</b>	
7	15.717	26.683	17.357	59.757	
		FINISH			
8	<b>15.032</b>	25.675	17.330	<b>58.037</b>	

		<b>30.097</b>	<b>18.206</b>	
		START		
	<b>15.876</b>	42.254	45.863	
1	17.884	<b>27.458</b>	<b>17.521</b>	<b>1:02.863</b>
2	<b>15.343</b>	<b>25.784</b>	<b>17.315</b>	<b>58.442</b>
3	<b>15.182</b>	<b>25.408</b>	<b>17.216</b>	<b>57.806</b>
4	<b>15.012</b>	25.613	17.227	57.852
5	<b>14.966</b>	25.496	<b>17.133</b>	<b>57.595</b>
6	14.983	25.940	17.302	58.225
7	15.022	25.443	<b>17.124</b>	<b>57.589</b>
		FINISH		
8	15.037	26.381	17.474	58.892

		<b>30.145</b>	<b>18.318</b>	
		START		
	<b>15.817</b>	42.047	46.215	
1	18.166	<b>28.210</b>	<b>17.999</b>	<b>1:04.375</b>
2	<b>15.344</b>	<b>26.017</b>	<b>17.385</b>	<b>58.746</b>
3	<b>15.258</b>	<b>25.738</b>	<b>17.360</b>	<b>58.356</b>
4	15.273	26.311	17.459	59.043
5	<b>15.257</b>	<b>25.504</b>	17.418	<b>58.179</b>
6	<b>15.240</b>	25.572	<b>17.262</b>	<b>58.074</b>
7	15.271	26.049	17.317	58.637
		FINISH		
8	15.273	25.538	17.459	58.270



# X30 CHALLENGE FRANCE

X30 Talent

Manche Qualificative 2

Tour par tour

Grille	7	19	6	8	11	13	88	9	60	12	44	29
--------	---	----	---	---	----	----	----	---	----	----	----	----

	1.	2.	3.	4.	5.	6.	7.	8.	9.	10.	11.	12.
Départ	7	19	6	11	8	13	88	12	60	9	29	44
Tour 1	7	6	11	19	8	13	29	60	12	9	88	44
Tour 2	7	6	11	19	8	13	29	60	12	9	88	44
Tour 3	7	6	11	19	8	13	29	60	12	9	88	44
Tour 4	7	6	8	19	11	13	29	60	12	9	44	88
Tour 5	7	6	8	19	11	13	29	60	12	9	44	88
Tour 6	7	19	8	6	11	29	60	12	13	9	44	88
Tour 7	7	19	8	6	11	29	60	12	13	9	88	44
Tour 8	19	7	8	11	6	29	60	12	13	9	88	44




## X30 CHALLENGE FRANCE

### X30 Talent

### Manche Qualificative 3

### Classement

Cl.	N°	Pilote	Chassis	Tours	Ecart	Interv.	M.Tour	Points	Pénalité
1	19	FERNANDEZ Louan	Exprit	8			57.334	0	
2	8	CHRISTEN Charles	Tony Kart	8	+0.335	+0.335	57.070	2	
3	6	HADJAR Isack	RedSpeed	8	+0.604	+0.269	57.105	3	
4	7	MEGUETOUNIF Sami	Exprit	8	+4.630	+4.026	57.979	4	
5	11	JOULIE Enzo	Kosmic	8	+4.648	+0.018	57.788	5	
6	60	PIN Doriane	 Kosmic	8	+5.556	+0.908	57.955	6	
7	29	CLEMENT Thibaut	Tony Kart	8	+5.775	+0.219	57.499	7	
8	13	MOREAU Nicolas	Redspeed	8	+5.906	+0.131	57.822	8	
9	12	DELBART Loïs	Tony Kart	8	+6.225	+0.319	57.771	14	+5P
10	44	BOUTEILLER Vincent	Sodi	8	+6.686	+0.461	57.749	10	
11	9	ROUX Dorian	Tony Kart	8	+6.971	+0.285	57.919	11	
12	88	CRESPIN Guilhem	Exprit	5	+3 Tours	+3 Tours	58.065	17	+5P

Meilleur tour: 8 CHRISTEN Charles - 57.070

N° 12, 88 5 points de pénalité : Mauvaise fixation du spoiler

Sous réserve du contrôle technique ou de fait sportif

Le Chronométrage

Heure d'affichage

Le Président du Collège

## X30 CHALLENGE FRANCE

### X30 Talent

### Manche Qualificative 3

### Historique

Tour Secteur 1 Secteur 2 Secteur 3 Temps

#### 6 HADJAR Isack

		29.562	18.071	
	START			
		15.766	42.685	47.445
1	17.201	26.907	17.323	1:01.431
2	15.271	25.765	17.240	58.276
3	15.288	25.695	17.531	58.514
4	15.039	25.881	17.153	58.073
5	14.998	25.242	17.118	57.358
6	15.008	25.586	17.112	57.706
7	14.987	25.918	17.182	58.087
	FINISH			
8	14.891	25.163	17.051	57.105

Tour Secteur 1 Secteur 2 Secteur 3 Temps

#### 9 ROUX Dorian

		31.179	18.303	
	START			
		15.891	40.090	46.787
1	19.049	27.793	17.393	1:04.235
2	15.207	25.945	17.255	58.407
3	14.985	26.356	17.375	58.716
4	15.064	25.589	17.347	58.000
5	14.942	26.441	17.210	58.593
6	15.053	25.594	17.273	57.920
7	14.948	25.596	17.375	57.919
	FINISH			
8	14.924	26.308	17.358	58.590

#### 7 MEGUETOUNIF Sami

		28.679	18.141	
	START			
		15.951	43.607	47.748
1	17.167	26.389	17.612	1:01.168
2	15.554	25.510	17.472	58.536
3	15.858	26.869	17.418	1:00.145
4	15.302	25.631	17.286	58.219
5	15.079	25.238	17.662	57.979
6	15.088	25.430	17.580	58.098
7	15.454	25.600	17.227	58.281
	FINISH			
8	15.117	25.189	17.977	58.283

#### 11 JOULIE Enzo

		29.590	18.299	
	START			
		15.803	42.370	46.972
1	17.212	26.968	17.261	1:01.441
2	15.257	26.455	17.323	59.035
3	15.111	27.110	17.233	59.454
4	15.077	25.782	17.156	58.015
5	15.103	25.595	17.217	57.915
6	15.176	25.520	17.563	58.259
7	15.147	25.430	17.211	57.788
	FINISH			
8	15.085	25.438	18.008	58.531

#### 8 CHRISTEN Charles

		29.579	18.284	
	START			
		15.854	42.271	47.369
1	17.968	26.675	17.259	1:01.902
2	15.215	25.960	17.092	58.267
3	15.137	25.678	17.261	58.076
4	14.895	25.602	17.096	57.593
5	14.960	25.255	17.052	57.267
6	15.045	25.425	17.202	57.672
7	15.075	26.049	17.133	58.257
	FINISH			
8	14.947	25.066	17.057	57.070

#### 12 DELBART Lois

		30.258	18.095	
	START			
		16.057	41.106	46.611
1	18.280	27.801	17.461	1:03.542
2	15.150	25.772	17.388	58.310
3	15.161	26.470	17.495	59.126
4	15.024	25.964	17.310	58.298
5	15.006	25.970	17.258	58.234
6	15.137	25.422	17.336	57.895
7	15.061	25.450	17.260	57.771
	FINISH			
8	14.965	26.038	17.267	58.270

X30 CHALLENGE FRANCE

X30 Talent

Manche Qualificative 3

Historique

Tour	Secteur 1	Secteur 2	Secteur 3	Temps
<b>13 MOREAU Nicolas</b>				
		<b>29.708</b>	<b>18.166</b>	
		START		
	<b>15.858</b>	41.958	47.126	
1	17.524	<b>27.228</b>	<b>17.386</b>	<b>1:02.138</b>
2	<b>15.286</b>	<b>25.954</b>	<b>17.321</b>	<b>58.561</b>
3	<b>15.080</b>	26.560	<b>17.196</b>	58.836
4	<b>14.991</b>	<b>25.597</b>	17.234	<b>57.822</b>
5	15.070	<b>25.430</b>	17.590	58.090
6	15.098	25.611	18.092	58.801
7	15.266	25.759	17.808	58.833
		FINISH		
8	<b>14.923</b>	26.018	17.495	58.436

<b>19 FERNANDEZ Louan</b>				
		<b>29.629</b>	<b>18.042</b>	
		START		
	<b>15.819</b>	42.703	47.617	
1	17.578	<b>26.949</b>	<b>17.375</b>	<b>1:01.902</b>
2	<b>15.185</b>	<b>25.720</b>	<b>17.193</b>	<b>58.098</b>
3	15.263	<b>25.334</b>	17.381	<b>57.978</b>
4	<b>15.108</b>	<b>25.176</b>	17.359	<b>57.643</b>
5	15.134	<b>25.058</b>	17.275	<b>57.467</b>
6	15.284	25.596	17.296	58.176
7	<b>14.917</b>	25.184	17.265	<b>57.366</b>
		FINISH		
8	15.070	<b>24.987</b>	17.277	<b>57.334</b>

<b>29 CLEMENT Thibaut</b>				
		<b>30.625</b>	<b>18.027</b>	
		START		
	<b>15.518</b>	40.569	46.436	
1	18.197	<b>27.490</b>	<b>17.385</b>	<b>1:03.072</b>
2	<b>15.171</b>	<b>26.217</b>	17.434	<b>58.822</b>
3	<b>15.050</b>	26.253	<b>17.270</b>	<b>58.573</b>
4	<b>14.943</b>	<b>25.376</b>	<b>17.180</b>	<b>57.499</b>
5	14.994	25.664	<b>17.137</b>	57.795
6	<b>14.898</b>	26.288	17.474	58.660
7	15.031	25.534	17.610	58.175
		FINISH		
8	14.944	25.653	17.627	58.224

<b>44 BOUTEILLER Vincent</b>				
		<b>31.233</b>	<b>19.085</b>	
		START		

		<b>15.978</b>	39.405	46.014	
1	18.018	<b>27.551</b>	<b>17.399</b>	<b>1:02.968</b>	
2	<b>15.264</b>	<b>25.942</b>	<b>17.277</b>	<b>58.483</b>	
3	15.328	<b>25.891</b>	17.425	58.644	
4	<b>15.239</b>	<b>25.801</b>	17.518	58.558	
5	<b>15.129</b>	<b>25.464</b>	<b>17.156</b>	<b>57.749</b>	
6	<b>15.071</b>	25.975	17.429	58.475	
7	15.188	25.508	17.436	58.132	
		FINISH			
8	15.104	26.508	17.338	58.950	

<b>60 PIN Doriane</b>				
		<b>30.684</b>	<b>18.167</b>	
		START		
	<b>15.979</b>	41.535	46.256	
1	17.909	<b>27.232</b>	<b>17.577</b>	<b>1:02.718</b>
2	<b>15.306</b>	<b>25.950</b>	<b>17.399</b>	<b>58.655</b>
3	<b>15.063</b>	26.157	<b>17.315</b>	<b>58.535</b>
4	<b>14.950</b>	<b>25.806</b>	<b>17.199</b>	<b>57.955</b>
5	14.955	25.961	17.284	58.200
6	14.966	26.224	17.379	58.569
7	15.062	<b>25.593</b>	17.384	58.039
		FINISH		
8	15.035	25.659	17.654	58.348

<b>88 CRESPIN Guilhem</b>				
		<b>30.369</b>	<b>18.173</b>	
		START		
	<b>16.103</b>	41.304	46.598	
1	17.996	<b>29.526</b>	<b>17.650</b>	<b>1:05.172</b>
2	<b>15.233</b>	<b>26.144</b>	<b>17.302</b>	<b>58.679</b>
3	<b>15.105</b>	<b>25.832</b>	<b>17.197</b>	<b>58.134</b>
4	<b>15.099</b>	<b>25.440</b>	17.526	<b>58.065</b>
5	<b>14.891</b>	26.199	19.076	1:00.166
		FINISH		



# X30 CHALLENGE FRANCE

## X30 Talent

### Manche Qualificative 3

#### Tour par tour

Grille	7	19	6	8	11	13	88	9	60	12	44	29
--------	---	----	---	---	----	----	----	---	----	----	----	----

	1.	2.	3.	4.	5.	6.	7.	8.	9.	10.	11.	12.
Départ	7	19	6	11	8	13	88	60	9	44	12	29
Tour 1	7	6	11	19	8	13	60	44	29	12	9	88
Tour 2	7	6	19	8	11	13	60	44	12	29	9	88
Tour 3	19	6	8	7	13	11	60	44	29	12	9	88
Tour 4	19	8	6	13	7	11	60	29	44	9	12	88
Tour 5	19	8	6	13	7	11	60	29	44	12	9	88
Tour 6	8	19	6	7	11	13	60	29	44	12	9	
Tour 7	19	8	6	11	7	60	13	29	44	12	9	
Tour 8	19	8	6	7	11	60	29	13	12	44	9	







X30 CHALLENGE FRANCE  
X30 Talent  
Classement après les manches

Clt	N°	Pilote	Chassis	A-B	A-C	B-C	Points	Pénalité	Essais
1	8	CHRISTEN Charles	Tony Kart	0	3	2	5		1:05.207
2	7	MEGUETOUNIF Sami	Exprit	2	2	4	8		1:04.559
3	19	FERNANDEZ Louan	Exprit	3	5	0	8	+5	1:04.603
4	6	HADJAR Isack	RedSpeed	5	5	3	13		1:04.794
5	11	JOULIE Enzo	Kosmic	4	4	5	13		1:05.321
6	29	CLEMENT Thibaut	Tony Kart	6	6	7	19		1:06.400
7	60	PIN Doriane	Kosmic	7	7	6	20		1:06.038
8	13	MOREAU Nicolas	Redspeed	8	9	8	25		1:05.749
9	9	ROUX Dorian	Tony Kart	10	10	11	31		1:05.899
10	12	DELBART Loïs	Tony Kart	9	8	14	31	+5	1:06.130
11	44	BOUTEILLER Vincent	Sodi	11	12	10	33		1:06.142
12	88	CRESPIN Guilhem	Exprit	12	11	17	40	+5	1:05.817

Le Chronométrage

Affiché à

Le Président du Collège



## X30 CHALLENGE FRANCE

X30 Talent

Pré Finale

Classement

Clit	N°	Pilote	Chassis	Tours	Ecart	Interv.	M.Tour	Pénalité
1	7	MEGUETOUNIF Sami	Exprit	11			56.849	
2	19	FERNANDEZ Louan	Exprit	11	<b>+2.469</b>	+2.469	56.922	
3	29	CLEMENT Thibaut	Tony Kart	11	<b>+2.693</b>	+0.224	56.908	
4	6	HADJAR Isack	RedSpeed	11	<b>+3.614</b>	+0.921	57.069	
5	88	CRESPIN Guilhem	Exprit	11	<b>+4.654</b>	+1.040	57.203	
6	8	CHRISTEN Charles	Tony Kart	11	<b>+6.075</b>	+1.421	57.485	
7	44	BOUTEILLER Vincent	Sodi	11	<b>+11.509</b>	+5.434	57.580	
8	9	ROUX Dorian	Tony Kart	11	<b>+12.625</b>	+1.116	57.513	
9	11	JOULIE Enzo	Kosmic	11	<b>+2.897</b>	-9.728	57.112	<b>+5P</b>
10	60	PIN Doriane	 Kosmic	11	<b>+20.477</b>	+17.580	57.800	
11	13	MOREAU Nicolas	Redspeed	11	<b>+9.630</b>	-10.847	57.534	<b>+3P</b>
12	12	DELBART Loïs	Tony Kart	11	<b>+28.874</b>	+19.244	57.898	

Meilleur tour: 7 MEGUETOUNIF Sami - 56.849

N° 13 3 places de pénalité : Sortie partielle du couloir (Art 31c du RSN) Décision n° 13

N° 11 5 places de pénalité : Mauvaise fixation du spoiler

Sous réserve du contrôle technique ou de fait sportif

Le Chronométrage

Heure d'affichage

Le Président du Collège

## X30 CHALLENGE FRANCE

X30 Talent

Pré Finale

Historique

Tour Secteur 1 Secteur 2 Secteur 3 Temps

### 6 HADJAR Isack

		30.450	18.213	
		START		
		15.801	47.887	53.719
1	18.131	27.141	17.463	1:02.735
2	15.188	27.290	17.451	59.929
3	15.284	25.647	17.232	58.163
4	15.087	25.374	17.077	57.538
5	14.954	25.284	17.037	57.275
6	14.896	25.324	17.195	57.415
7	14.920	25.243	17.067	57.230
8	14.914	25.329	17.009	57.252
9	14.865	25.142	17.062	57.069
10	14.914	25.121	17.075	57.110
		FINISH		
11	14.962	25.288	17.107	57.357

### 7 MEGUETOUNIF Sami

		30.436	18.166	
		START		
		15.767	48.250	53.968
1	18.107	27.016	17.401	1:02.524
2	15.092	26.060	17.190	58.342
3	15.061	25.634	17.077	57.772
4	14.939	25.299	17.188	57.426
5	14.946	25.438	17.029	57.413
6	14.982	25.082	17.052	57.116
7	15.090	24.991	17.136	57.217
8	15.023	24.955	17.064	57.042
9	14.945	24.994	17.078	57.017
10	14.959	24.858	17.032	56.849
		FINISH		
11	14.961	24.921	16.990	56.872

### 8 CHRISTEN Charles

		30.486	18.224	
		START		
		15.763	48.447	54.018
1	17.114	27.871	17.668	1:02.653
2	15.061	27.274	17.365	59.700
3	15.118	25.684	17.193	57.995

Tour Secteur 1 Secteur 2 Secteur 3 Temps

4	14.974	25.568	17.219	57.761
5	14.905	25.451	17.129	57.485
6	14.849	25.420	17.562	57.831
7	14.866	25.471	17.148	57.485
8	14.812	25.356	17.561	57.729
9	14.935	25.420	17.236	57.591
10	14.823	25.451	17.290	57.564
		FINISH		
11	14.930	25.481	17.459	57.870

### 9 ROUX Dorian

		31.667	18.349	
		START		
		15.801	45.961	52.877
1	19.311	27.173	17.433	1:03.917
2	15.297	26.255	17.327	58.879
3	15.538	26.435	17.305	59.278
4	15.061	25.775	17.413	58.249
5	15.163	25.995	17.504	58.662
6	16.355	25.859	17.275	59.489
7	15.125	25.593	17.237	57.955
8	15.095	25.479	17.222	57.796
9	14.991	25.427	17.103	57.521
10	14.900	25.536	17.077	57.513
		FINISH		
11	15.117	25.512	17.728	58.357

### 11 JOULIE Enzo

		30.357	18.076	
		START		
		15.804	47.986	53.467
1	17.489	26.740	17.406	1:01.635
2	15.321	26.245	17.173	58.739
3	15.102	26.213	17.100	58.415
4	14.907	25.437	17.103	57.447
5	15.010	25.454	17.094	57.558
6	15.030	25.225	17.041	57.296
7	15.036	25.297	17.093	57.426
8	14.968	25.219	17.038	57.225
9	14.977	25.165	17.064	57.206
10	14.929	25.214	16.969	57.112
		FINISH		

## X30 CHALLENGE FRANCE

X30 Talent

Pré Finale

Historique

Tour	Secteur 1	Secteur 2	Secteur 3	Temps
11	<b>14.881</b>	<b>25.138</b>	18.118	58.137

### 12 DELBART Loïs

		30.928	18.379			
START						
		15.763	46.389	52.923		
1	34.221	<b>28.121</b>	<b>17.798</b>	<b>1:20.140</b>		
2	<b>15.461</b>	<b>26.433</b>	<b>17.706</b>	<b>59.600</b>		
3	<b>15.270</b>	<b>25.932</b>	<b>17.482</b>	<b>58.684</b>		
4	15.303	<b>25.677</b>	<b>17.402</b>	<b>58.382</b>		
5	<b>15.224</b>	<b>25.583</b>	17.545	<b>58.352</b>		
6	<b>15.206</b>	25.695	17.500	58.401		
7	15.221	<b>25.517</b>	17.521	<b>58.259</b>		
8	<b>15.065</b>	<b>25.439</b>	<b>17.394</b>	<b>57.898</b>		
9	15.071	25.498	17.464	58.033		
10	15.161	25.466	17.419	58.046		
FINISH						
11	15.149	25.566	17.404	58.119		

### 13 MOREAU Nicolas

		30.706	17.909			
START						
		15.904	47.135	53.121		
1	20.661	<b>27.095</b>	<b>17.512</b>	<b>1:05.268</b>		
2	<b>15.225</b>	<b>26.263</b>	<b>17.258</b>	<b>58.746</b>		
3	<b>15.035</b>	<b>25.616</b>	17.273	<b>57.924</b>		
4	15.043	25.617	<b>17.138</b>	<b>57.798</b>		
5	<b>14.977</b>	26.221	17.258	58.456		
6	14.996	<b>25.495</b>	17.166	<b>57.657</b>		
7	<b>14.968</b>	<b>25.460</b>	<b>17.106</b>	<b>57.534</b>		
8	<b>14.925</b>	<b>25.350</b>	17.371	57.646		
9	15.178	25.467	17.218	57.863		
10	14.985	25.657	17.441	58.083		
FINISH						
11	14.993	25.599	17.236	57.828		

### 19 FERNANDEZ Louan

		30.432	18.279			
START						
		15.714	48.122	53.690		
1	17.022	<b>27.152</b>	<b>17.343</b>	<b>1:01.517</b>		
2	<b>15.356</b>	<b>26.218</b>	<b>17.226</b>	<b>58.800</b>		
3	<b>15.062</b>	<b>25.589</b>	17.280	<b>57.931</b>		
4	<b>15.044</b>	<b>25.312</b>	<b>17.211</b>	<b>57.567</b>		
5	<b>14.873</b>	25.792	<b>17.085</b>	57.750		
6	14.900	<b>25.245</b>	<b>17.068</b>	<b>57.213</b>		

Tour	Secteur 1	Secteur 2	Secteur 3	Temps
7	14.885	25.252	17.079	57.216
8	<b>14.857</b>	<b>25.141</b>	<b>16.924</b>	<b>56.922</b>
9	14.877	25.144	17.035	57.056
10	14.870	<b>25.032</b>	17.031	56.933
FINISH				
11	<b>14.780</b>	25.136	19.108	59.024

### 29 CLEMENT Thibaut

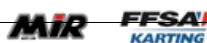
		30.432	18.038			
START						
		15.764	47.774	53.431		
1	16.997	<b>26.742</b>	<b>17.484</b>	<b>1:01.223</b>		
2	<b>15.367</b>	<b>26.133</b>	<b>17.262</b>	<b>58.762</b>		
3	15.417	27.141	17.333	59.891		
4	<b>14.968</b>	<b>25.457</b>	<b>17.121</b>	<b>57.546</b>		
5	<b>14.880</b>	25.491	<b>17.068</b>	<b>57.439</b>		
6	<b>14.850</b>	<b>25.272</b>	<b>17.065</b>	<b>57.187</b>		
7	14.861	25.328	17.095	57.284		
8	14.897	<b>25.214</b>	<b>17.003</b>	<b>57.114</b>		
9	<b>14.830</b>	<b>25.139</b>	17.013	<b>56.982</b>		
10	<b>14.743</b>	25.225	<b>16.940</b>	<b>56.908</b>		
FINISH						
11	14.756	25.166	17.725	57.647		

### 44 BOUTEILLER Vincent

		31.938	18.491			
START						
		15.718	45.740	52.431		
1	18.475	<b>27.159</b>	<b>17.550</b>	<b>1:03.184</b>		
2	<b>15.229</b>	<b>26.609</b>	<b>17.390</b>	<b>59.228</b>		
3	15.468	<b>26.218</b>	<b>17.320</b>	<b>59.006</b>		
4	<b>15.013</b>	26.276	<b>17.295</b>	<b>58.584</b>		
5	15.032	<b>26.085</b>	17.501	58.618		
6	15.844	<b>25.604</b>	<b>17.151</b>	58.599		
7	15.107	25.716	<b>17.144</b>	<b>57.967</b>		
8	15.042	<b>25.489</b>	<b>17.049</b>	<b>57.580</b>		
9	15.062	25.814	17.168	58.044		
10	15.136	<b>25.420</b>	17.172	57.728		
FINISH						
11	15.112	<b>25.352</b>	17.313	57.777		

### 60 PIN Doriane

		30.708	18.204			
START						
		15.780	47.462	53.142		
1	18.002	<b>27.358</b>	<b>17.603</b>	<b>1:02.963</b>		



X30 CHALLENGE FRANCE

X30 Talent

Pré Finale

Historique

Tour	Secteur 1	Secteur 2	Secteur 3	Temps
2	<b>15.257</b>	<b>26.513</b>	<b>17.578</b>	<b>59.348</b>
3	15.595	<b>26.246</b>	<b>17.345</b>	<b>59.186</b>
4	<b>15.073</b>	<b>25.643</b>	17.430	<b>58.146</b>
5	15.098	26.496	17.694	59.288
6	15.512	<b>25.559</b>	17.407	58.478
7	15.104	<b>25.434</b>	<b>17.270</b>	<b>57.808</b>
8	15.127	<b>25.393</b>	17.326	57.846
9	15.089	26.108	17.309	58.506
10	<b>14.998</b>	25.547	<b>17.255</b>	<b>57.800</b>
		FINISH		
11	15.042	25.408	25.835	1:06.285

## 88 CRESPIN Guilhem

		<b>31.352</b>	<b>18.132</b>	
		START		
	<b>15.667</b>	46.405	52.425	
1	18.091	<b>27.162</b>	<b>17.562</b>	<b>1:02.815</b>
2	<b>15.185</b>	<b>26.706</b>	<b>17.467</b>	<b>59.358</b>
3	15.247	<b>25.926</b>	<b>17.155</b>	<b>58.328</b>
4	<b>14.882</b>	<b>25.543</b>	<b>17.073</b>	<b>57.498</b>
5	14.944	25.550	<b>17.056</b>	57.550
6	<b>14.850</b>	<b>25.255</b>	17.144	<b>57.249</b>
7	14.958	25.326	17.138	57.422
8	14.909	25.303	17.240	57.452
9	14.879	25.313	17.116	57.308
10	14.939	<b>25.250</b>	<b>17.014</b>	<b>57.203</b>
		FINISH		
11	14.876	<b>25.231</b>	17.164	57.271



# X30 CHALLENGE FRANCE

X30 Talent

Pré Finale

Tour par tour

Grille	8	7	19	6	11	29	60	13	9	12	44	88
--------	---	---	----	---	----	----	----	----	---	----	----	----

	1.	2.	3.	4.	5.	6.	7.	8.	9.	10.	11.	12.
Départ	7	8	19	6	11	29	60	13	12	9	44	88
Tour 1	29	19	11	7	8	6	60	88	44	9	13	12
Tour 2	29	19	11	7	8	60	6	88	44	9	13	12
Tour 3	19	7	11	29	8	6	88	60	44	13	9	12
Tour 4	19	7	11	29	8	6	88	60	13	44	9	12
Tour 5	7	19	11	29	8	6	88	13	60	44	9	12
Tour 6	7	19	11	29	6	8	88	13	60	44	9	12
Tour 7	7	19	11	29	6	8	88	13	60	44	9	12
Tour 8	7	19	11	29	6	88	8	13	60	44	9	12
Tour 9	7	19	11	29	6	88	8	13	44	60	9	12
Tour 10	7	19	11	29	6	88	8	13	44	60	9	12
Tour 11	7	19	29	11	6	88	8	13	44	9	60	12



## X30 CHALLENGE FRANCE

### X30 Talent


### Finale

### Classement

Clt	N°	Pilote	Chassis	Tours	Ecart	Interv.	M.Tour
1	7	<b>MEGUETOUNIF Sami</b>	Exprit	12			58.607
2	19	<b>FERNANDEZ Louan</b>	Exprit	12	<b>+2.038</b>	+2.038	58.198
3	8	<b>CHRISTEN Charles</b>	Tony Kart	12	<b>+3.050</b>	+1.012	58.218
4	29	<b>CLEMENT Thibaut</b>	Tony Kart	12	<b>+10.797</b>	+7.747	58.878
5	11	<b>JOULIE Enzo</b>	Kosmic	12	<b>+10.867</b>	+0.070	58.798
6	88	<b>CRISPIN Guilhem</b>	Exprit	12	<b>+11.014</b>	+0.147	58.613
7	13	<b>MOREAU Nicolas</b>	Redspeed	12	<b>+11.403</b>	+0.389	58.816
8	6	<b>HADJAR Isack</b>	RedSpeed	12	<b>+13.290</b>	+1.887	58.646
9	44	<b>BOUTEILLER Vincent</b>	Sodi	12	<b>+28.268</b>	+14.978	59.222
10	9	<b>ROUX Dorian</b>	Tony Kart	12	<b>+19.140</b>	-9.128	58.989
11	12	<b>DELBART Loïs</b>	Tony Kart	12	<b>+22.813</b>	+3.673	59.438

Meilleur tour: 19 FERNANDEZ Louan - 58.198

Non-Partants

60	<b>PIN Doriane</b>		Kosmic
----	--------------------	---	--------

**N° 9, 12 5 places de pénalité : Mauvaise fixation du spoiler**

Sous réserve du contrôle technique ou de fait sportif

Le Chronométrage

Heure d'affichage

Le Président du Collège

## X30 CHALLENGE FRANCE

### X30 Talent

### Finale

### Historique

Tour	Secteur 1	Secteur 2	Secteur 3	Temps
<b>6 HADJAR Isack</b>				
		31.243	19.731	
	START			
	16.766	43.662	58.130	
1	18.310	30.640	18.821	1:07.771
2	16.055	27.737	18.465	1:02.257
3	15.808	28.293	18.365	1:02.466
4	15.734	27.028	18.019	1:00.781
5	15.595	26.715	17.922	1:00.232
6	15.422	26.524	17.867	59.813
7	15.430	26.540	17.664	59.634
8	15.311	26.519	17.541	59.371
9	15.253	26.100	17.613	58.966
10	15.188	26.025	17.529	58.742
11	15.111	25.992	17.543	58.646
	FINISH			
12	20.018	26.867	17.644	1:04.529

Tour	Secteur 1	Secteur 2	Secteur 3	Temps
<b>7 MEGUETOUNIF Sami</b>				
		29.993	19.321	
	START			
	16.725	45.808	58.473	
1	18.191	27.976	18.738	1:04.905
2	16.020	27.104	18.246	1:01.370
3	15.910	26.973	18.184	1:01.067
4	15.700	26.698	18.004	1:00.402
5	15.661	26.381	17.772	59.814
6	15.527	26.253	17.774	59.554
7	15.433	26.107	17.584	59.124
8	15.431	26.012	17.570	59.013
9	15.393	25.963	17.537	58.893
10	15.344	25.784	17.479	58.607
11	15.365	25.913	17.351	58.629
	FINISH			
12	15.350	25.931	17.448	58.729

Tour	Secteur 1	Secteur 2	Secteur 3	Temps
<b>8 CHRISTEN Charles</b>				
		32.312	19.538	
	START			
	16.587	42.739	57.839	
1	19.032	30.241	18.867	1:08.140

Tour	Secteur 1	Secteur 2	Secteur 3	Temps
2	15.985	27.831	18.317	1:02.133
3	15.655	27.700	18.138	1:01.493
4	15.537	26.814	17.824	1:00.175
5	15.373	26.563	17.714	59.650
6	15.219	26.883	17.675	59.777
7	15.182	26.314	17.726	59.222
8	15.158	26.168	17.614	58.940
9	15.130	25.924	17.454	58.508
10	15.012	25.843	17.363	58.218
11	15.018	25.898	17.329	58.245
	FINISH			
12	14.929	25.900	17.439	58.268

Tour	Secteur 1	Secteur 2	Secteur 3	Temps
<b>9 ROUX Dorian</b>				
		1:11.233	21.667	
	START			
	17.300	29.686	29.328	
1	20.173	31.179	19.786	1:11.138
2	16.530	29.038	19.081	1:04.649
3	17.780	27.577	18.366	1:03.723
4	15.771	27.219	18.071	1:01.061
5	15.584	27.245	18.032	1:00.861
6	15.525	26.392	17.912	59.829
7	15.508	26.405	17.984	59.897
8	15.404	26.579	17.959	59.942
9	15.378	26.604	17.710	59.692
10	15.199	26.242	17.696	59.137
11	15.446	26.249	17.651	59.346
	FINISH			
12	15.285	26.065	17.639	58.989

Tour	Secteur 1	Secteur 2	Secteur 3	Temps
<b>11 JOULIE Enzo</b>				
		32.318	20.357	
	START			
	17.735	39.749	57.317	
1	20.114	30.175	18.903	1:09.192
2	16.131	28.074	18.395	1:02.600
3	15.765	27.721	18.182	1:01.668
4	15.676	27.150	18.156	1:00.982
5	15.446	26.922	17.834	1:00.202
6	15.406	26.633	17.689	59.728
7	15.331	26.637	17.789	59.757



## X30 CHALLENGE FRANCE

X30 Talent

Finale

Historique

Tour	Secteur 1	Secteur 2	Secteur 3	Temps
8	<b>15.292</b>	26.705	<b>17.468</b>	<b>59.465</b>
9	<b>15.178</b>	<b>26.195</b>	17.565	<b>58.938</b>
10	15.180	<b>26.153</b>	<b>17.465</b>	<b>58.798</b>
11	15.334	<b>26.075</b>	<b>17.418</b>	58.827
FINISH				
12	15.436	<b>25.977</b>	18.533	59.946

### 12 DELBART Loïs

		<b>33.351</b>	<b>20.513</b>	
START				
		<b>17.253</b>	38.655	57.151
1	19.826	<b>31.505</b>	<b>19.610</b>	<b>1:10.941</b>
2	<b>16.590</b>	<b>28.784</b>	<b>19.287</b>	<b>1:04.661</b>
3	18.431	<b>28.060</b>	<b>18.474</b>	1:04.965
4	<b>15.849</b>	<b>27.404</b>	<b>18.176</b>	<b>1:01.429</b>
5	<b>15.716</b>	<b>26.956</b>	<b>18.143</b>	<b>1:00.815</b>
6	<b>15.571</b>	<b>26.487</b>	<b>17.964</b>	<b>1:00.022</b>
7	<b>15.429</b>	26.858	18.151	1:00.438
8	15.539	26.536	18.020	1:00.095
9	<b>15.378</b>	26.782	<b>17.912</b>	1:00.072
10	15.422	<b>26.459</b>	17.927	<b>59.808</b>
11	15.486	<b>26.224</b>	<b>17.742</b>	<b>59.452</b>
FINISH				
12	15.445	<b>26.142</b>	17.851	<b>59.438</b>

### 13 MOREAU Nicolas

		<b>32.984</b>	<b>20.445</b>	
START				
		<b>17.166</b>	38.582	57.045
1	19.695	<b>30.594</b>	<b>18.996</b>	<b>1:09.285</b>
2	<b>16.209</b>	<b>28.176</b>	<b>18.411</b>	<b>1:02.796</b>
3	<b>15.914</b>	<b>27.591</b>	<b>18.234</b>	<b>1:01.739</b>
4	<b>15.558</b>	<b>27.234</b>	<b>17.941</b>	<b>1:00.733</b>
5	<b>15.367</b>	<b>27.013</b>	18.003	<b>1:00.383</b>
6	15.391	<b>26.573</b>	<b>17.748</b>	<b>59.712</b>
7	<b>15.301</b>	26.785	<b>17.587</b>	<b>59.673</b>
8	15.344	26.712	<b>17.534</b>	<b>59.590</b>
9	<b>15.246</b>	<b>26.254</b>	<b>17.458</b>	<b>58.958</b>
10	<b>15.173</b>	26.402	17.478	59.053
11	15.187	<b>26.077</b>	17.552	<b>58.816</b>
FINISH				
12	15.454	26.623	17.613	59.690

### 19 FERNANDEZ Louan

		<b>30.863</b>	<b>19.772</b>	
START				

Tour	Secteur 1	Secteur 2	Secteur 3	Temps
		<b>16.224</b>	44.373	58.466
1	18.552	<b>28.849</b>	<b>18.899</b>	<b>1:06.300</b>
2	<b>15.850</b>	<b>27.419</b>	<b>18.334</b>	<b>1:01.603</b>
3	<b>15.710</b>	<b>27.390</b>	18.380	<b>1:01.480</b>
4	<b>15.581</b>	<b>26.685</b>	<b>18.167</b>	<b>1:00.433</b>
5	<b>15.383</b>	26.775	<b>17.959</b>	<b>1:00.117</b>
6	<b>15.264</b>	<b>26.267</b>	<b>17.828</b>	<b>59.359</b>
7	15.392	26.350	<b>17.748</b>	59.490
8	<b>15.184</b>	26.440	<b>17.669</b>	<b>59.293</b>
9	<b>15.159</b>	<b>26.102</b>	<b>17.543</b>	<b>58.804</b>
10	15.229	<b>25.839</b>	17.578	<b>58.646</b>
11	<b>15.075</b>	<b>25.835</b>	<b>17.471</b>	<b>58.381</b>
FINISH				
12	15.127	<b>25.508</b>	17.563	<b>58.198</b>

### 29 CLEMENT Thibaut

		<b>30.891</b>	<b>19.207</b>	
START				
		<b>16.524</b>	45.387	58.170
1	18.553	<b>29.212</b>	<b>18.849</b>	<b>1:06.614</b>
2	<b>15.924</b>	<b>27.890</b>	<b>18.479</b>	<b>1:02.293</b>
3	<b>15.788</b>	<b>27.513</b>	<b>18.226</b>	<b>1:01.527</b>
4	<b>15.674</b>	<b>27.089</b>	<b>18.002</b>	<b>1:00.765</b>
5	<b>15.542</b>	<b>26.746</b>	<b>17.849</b>	<b>1:00.137</b>
6	<b>15.391</b>	<b>26.640</b>	<b>17.827</b>	<b>59.858</b>
7	<b>15.323</b>	<b>26.276</b>	18.597	1:00.196
8	<b>15.314</b>	26.714	<b>17.658</b>	<b>59.686</b>
9	<b>15.165</b>	26.551	17.842	<b>59.558</b>
10	15.216	<b>26.034</b>	<b>17.628</b>	<b>58.878</b>
11	15.327	<b>25.967</b>	17.860	59.154
FINISH				
12	16.741	26.684	18.663	1:02.088

### 44 BOUTEILLER Vincent

		<b>33.261</b>	<b>20.295</b>	
START				
		<b>17.732</b>	39.636	57.633
1	19.559	<b>31.149</b>	<b>19.892</b>	<b>1:10.600</b>
2	<b>16.704</b>	<b>28.885</b>	<b>19.432</b>	<b>1:05.021</b>
3	18.824	<b>28.472</b>	<b>18.798</b>	1:06.094
4	<b>16.095</b>	<b>27.746</b>	<b>18.664</b>	<b>1:02.505</b>
5	<b>15.950</b>	<b>27.732</b>	<b>18.458</b>	<b>1:02.140</b>
6	<b>15.807</b>	<b>27.196</b>	<b>18.079</b>	<b>1:01.082</b>
7	<b>15.683</b>	<b>27.044</b>	<b>18.061</b>	<b>1:00.788</b>
8	<b>15.650</b>	<b>26.667</b>	18.127	<b>1:00.444</b>
9	<b>15.520</b>	26.761	<b>18.034</b>	<b>1:00.315</b>
10	<b>15.345</b>	<b>26.516</b>	<b>17.898</b>	<b>59.759</b>
11	15.425	<b>26.171</b>	<b>17.626</b>	<b>59.222</b>

## X30 CHALLENGE FRANCE

X30 Talent

Finale

Historique

Tour	Secteur 1	Secteur 2	Secteur 3	Temps
FINISH				
12	15.606	26.225	17.900	59.731

### 88 CRESPIN Guilhem

		36.057	20.109	
START				
	16.944	38.378	57.909	
1	18.765	30.839	18.986	1:08.590
2	16.144	28.342	18.498	1:02.984
3	15.957	27.608	18.321	1:01.886
4	15.603	27.494	18.130	1:01.227
5	15.438	26.762	17.925	1:00.125
6	15.479	26.604	17.791	59.874
7	15.385	26.568	17.742	59.695
8	15.334	26.520	17.591	59.445
9	15.262	26.019	17.471	58.752
10	15.161	25.958	17.494	58.613
11	15.218	25.930	17.562	58.710
FINISH				
12	15.494	26.569	18.827	1:00.890



# X30 CHALLENGE FRANCE

X30 Talent

Finale

Tour par tour

Grille	7	19	29	6	88	8	44	9	11	60	13	12
--------	---	----	----	---	----	---	----	---	----	----	----	----

	1.	2.	3.	4.	5.	6.	7.	8.	9.	10.	11.	12.
Départ	7	19	29	6	88	8	44	12	11	9	13	
Tour 1	7	19	29	6	8	88	11	13	44	12	9	
Tour 2	7	19	29	6	8	88	11	13	44	12	9	
Tour 3	7	19	29	8	6	88	11	13	9	12	44	
Tour 4	7	19	29	8	6	88	11	13	9	12	44	
Tour 5	7	19	29	8	6	88	11	13	9	12	44	
Tour 6	7	19	29	8	6	88	11	13	9	12	44	
Tour 7	7	19	8	29	6	88	11	13	9	12	44	
Tour 8	7	19	8	29	6	88	11	13	9	12	44	
Tour 9	7	19	8	29	6	88	11	13	9	12	44	
Tour 10	7	19	8	29	6	88	11	13	9	12	44	
Tour 11	7	19	8	29	6	88	11	13	9	12	44	
Tour 12	7	19	8	29	11	88	13	6	9	12	44	

