

# GT TOUR FFSA 2015-LEDENON

17-19 avril 2015

Championnat de France GT  
Course 1

Circuit de Ledenon (3.156 km)  
Classement sur le nombre de tours

Pos.	N°	Team	Pilote 1	Pilote 2	Pilote 3	Véhicule	Cat	Pos. cat	Temps total	NT	Ecart 1er	Ecart prec.	M. Temps
1	20	Team AKKA ASP	GIAUQUE Philippe	BEAUBELIQUE Jean Luc	MOULLIN-TRAFFORT Morgan	Ferrari 458 Italia		1	01:31:10.248	65	-	-	1:19.255
2	3	Sébastien Loeb Racing	HALLYDAY David	GAILLARD Philippe	PARISY Mike	Audi R8 LMS Ultra		2	01:31:16.654	65	6.406	6.406	1:19.323
3	1	IMSA Performance Matmut	PERNAUT Olivier	NARAC Raymond	DUMEZ Sébastien	Porsche 911 GT3 R		3	01:31:35.820	65	25.572	19.166	1:20.122
4	36	Team Duqueine	STRAZZER Bruno	BRANDELA Romain	PANCIATICI Nelson	Ferrari 458 Italia		4	01:31:36.809	65	26.561	0.989	1:19.536
5	8	Team Duqueine	BERVILLE Roland	DUQUEINE Gilles	BELTOISE Anthony	Ferrari 458 Italia		5	01:31:54.539	65	44.291	17.730	1:19.278
6	9	Sport Garage	PIALAT Maxime	TARDIF Nicolas	AYARI Soheil	Ferrari 458 Italia		6	01:32:08.678	65	58.430	14.139	1:19.307
7	16	Team AKKA ASP	DEBARD Eric	BARTHEZ Fabien	PANIS Olivier	Ferrari 458 Italia		7	01:32:11.622	65	1:01.374	2.944	1:19.618
8	24	Saintéloc Racing	SIMONET Valentin	MONTI Romain	SANCINENA Pierre	Audi R8 LMS Ultra		8	01:32:16.760	65	1:06.512	5.138	1:20.803
9	5	Sébastien Loeb Racing	HAMON Christophe	BOTTEMANNE Christian	MARTINS Lonni	Audi R8 LMS Ultra		9	01:32:17.058	65	1:06.810	0.298	1:19.348
10	10	Team AKKA ASP	GIBON Pascal	BOURRET Christophe	BELLOC Jean Philippe	Ferrari 458 Italia		10	01:31:25.079	64	1 Tr / Lap	1 Tr / Lap	1:19.850
11	7	Team Speedcar	DEGREMONT Claude	DEGUFFROY Remy	CAZENAVE Laurent	Audi R8 LMS Ultra		11	01:31:49.749	64	1 Tr / Lap	24.670	1:21.557
12	23	Saintéloc Racing	BUFFIN Jean-Paul	SOURD Marc	SANDSTRÖM Edward	Audi R8 LMS Ultra		12	01:31:50.489	64	1 Tr / Lap	0.740	1:20.215
13	12	Sport Garage	SAMON Tony	SOAVE Thierry	GUIBBERT Enzo	Ferrari 458 Italia		13	01:32:13.855	64	1 Tr / Lap	23.366	1:19.435
14	30	Tech Auto by Exclusive C...	PETIT Florent		GOJJAT Julien	Audi R8 LMS	GC	1	01:31:15.055	62	3 Tr / Lap	2 Tr / Lap	1:22.493
15	6	Sport Garage	CAYROLLE Eric	LEMMERET Stéphane	SANTAMATO Arno	Ferrari 458 Italia		14	01:13:16.330	51	14 Tr / Lap	11 Tr / Lap	1:20.060

Concurrents n'ayant pas couvert 75% du Nbre de tours du 1er (Exigences : 75% du nombre de tours du premier = 48 Tr / Lap)

16	17	Le Mans GT by Courage	MISSLIN Nicolas	BOTTEMANNE Sacha	LARICHE Benjamin	Porsche 911 GT3 R		15	00:29:24.318	21	44 Tr / Lap	30 Tr / Lap	1:22.365
----	----	-----------------------	-----------------	------------------	------------------	-------------------	--	----	--------------	----	-------------	-------------	----------

Non Partant

17	50	VIP Challenge	LAGIER Benjamin	SERVOL Rudy	DAYRAUT Jean Philippe	Mitjet GT	OC...	1	-	0	-	-	-
----	----	---------------	-----------------	-------------	-----------------------	-----------	-------	---	---	---	---	---	---

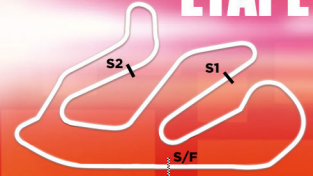
M. Temps : 1:19.255 (143.4 km/h), (N°20) MOULLIN-TRAFFORT Morgan

Départ : 16:37, Drapeau damier : 18:09

The Race Director  
Joël DO VALE

Le Chronométrateur / The Timekeeper  
Mickaël LARET

Posting Time  
April 18, 2015 6:35 PM



# GT TOUR FFSA 2015-LEDENON

17-19 avril 2015

Championnat de France GT

Circuit de Ledenon (3.156 km)

Course 1

Lap chart

Départ : 20 3 6 24 1 9 16 5 8 36 17 10 23 12 30 50 7

Tour	20	3	6	24	1	9	16	5	8	36	17	10	23	12	30	50	7
Tour 0																	
Tour 1	20	3	6	1	24	9	36	16	17	12	10	8	23	30	5	7	
Tour 2	20	3	6	1	24	9	36	16	17	10	8	23	12	5	7	30	
Tour 3	20	3	6	1	24	9	16	36	17	10	8	23	12	5	7	30	
Tour 4	20	3	6	1	24	9	16	36	17	10	8	23	5	7	12	30	
Tour 5	20	3	6	1	24	9	16	36	17	10	8	5	7	23	12	30	
Tour 6	20	3	6	1	24	9	16	36	17	8	10	5	7	23	12	30	
Tour 7	20	3	6	1	24	9	16	36	17	8	10	5	7	23	12	30	
Tour 8	20	3	6	1	24	9	16	36	17	8	5	10	7	23	12	30	
Tour 9	20	3	6	1	24	9	16	36	8	17	5	10	7	23	12	30	
Tour 10	20	3	6	1	24	9	36	16	8	17	5	10	7	23	12	30	
Tour 11	20	3	6	1	24	9	36	16	8	5	17	10	7	23	12	30	
Tour 12	20	3	6	1	24	9	36	16	8	5	17	10	7	23	12	30	
Tour 13	20	3	6	1	24	9	36	16	5	8	17	10	7	23	12	30	
Tour 14	20	3	6	1	24	9	36	16	5	8	17	10	7	23	12	30	
Tour 15	20	3	6	1	24	9	36	16	5	8	17	7	10	23	30	12	
Tour 16	20	3	6	1	24	9	36	16	5	8	7	10	17	23	12	30	
Tour 17	20	3	6	1	24	9	36	16	5	8	7	10	17	23	12	30	
Tour 18	20	3	6	1	24	9	36	16	5	8	7	10	17	23	12	30	
Tour 19	20	3	6	1	24	9	36	16	5	8	7	10	17	12	23	30	
Tour 20	20	3	6	1	24	9	36	16	5	8	7	10	17	12	23	30	
Tour 21	20	3	6	1	36	16	24	9	5	8	7	10	17	30	12	23	
Tour 22	3	24	9	5	30	20	6	1	36	8	16	7	12	23	10		
Tour 23	9	5	20	3	1	6	24	36	8	16	7	23	12	30	10		
Tour 24	20	3	1	6	24	36	8	9	16	7	5	23	12	30	10		
Tour 25	20	3	1	6	24	36	8	9	16	7	5	23	12	30	10		
Tour 26	20	3	1	6	24	36	8	9	16	7	5	23	12	30	10		
Tour 27	20	3	1	6	24	36	8	9	16	7	5	23	12	30	10		
Tour 28	20	3	1	6	24	36	8	9	16	7	5	23	12	30	10		
Tour 29	20	3	1	6	24	36	8	9	16	7	5	23	12	30	10		
Tour 30	20	3	1	6	24	36	8	9	16	7	5	23	12	30	10		
Tour 31	20	3	1	6	24	36	8	9	16	7	5	23	12	30	10		
Tour 32	20	3	1	6	24	36	8	9	16	7	5	23	12	30	10		
Tour 33	20	3	1	6	24	36	8	9	16	7	5	23	30	12	10		
Tour 34	20	1	3	6	24	36	8	9	16	7	5	23	12	30	10		
Tour 35	20	1	3	6	24	36	8	9	16	7	5	23	12	30	10		
Tour 36	20	1	3	6	24	36	8	9	16	7	5	23	12	30	10		
Tour 37	20	1	3	6	24	36	8	9	16	7	5	23	30	12	10		
Tour 38	20	1	3	6	24	36	8	9	16	7	5	23	30	12	10		
Tour 39	20	1	3	24	36	6	8	9	16	7	5	23	30	12	10		
Tour 40	20	1	3	24	36	6	8	9	16	7	5	23	12	30	10		
Tour 41	20	1	3	24	36	6	8	9	16	7	5	23	30	10	12		
Tour 42	20	1	3	24	36	5	23	30	6	8	9	16	7	12	10		
Tour 43	1	5	20	23	3	24	36	30	6	8	9	16	7	12	10		
Tour 44	1	20	3	24	36	6	8	9	16	7	5	23	12	30	10		
Tour 45	20	1	3	36	24	6	8	9	16	7	5	23	12	30	10		
Tour 46	20	1	3	36	24	6	8	9	16	7	5	23	12	10	30		
Tour 47	20	1	3	36	24	6	8	9	16	5	7	23	12	10	30		
Tour 48	20	1	3	36	24	6	8	9	16	5	7	23	12	30	10		



# GT TOUR FFSA 2015-LEDENON

17-19 avril 2015

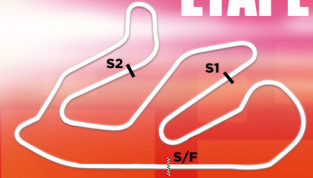
Championnat de France GT

Circuit de Ledenon (3.156 km)

Course 1

Lap chart

Départ :	20	3	6	24	1	9	16	5	8	36	17	10	23	12	30	50	7
Tour 49	20	1	3	36	24	6	8	9	16	5	7	23	12	30	10		
Tour 50	20	1	3	36	24	6	8	9	16	5	7	23	12	30	10		
Tour 51	20	1	3	36	24	6	8	9	16	5	7	23	12	30	10		
Tour 52	20	3	1	36	24	8	9	16	5	7	23	12	30	10			
Tour 53	20	3	1	36	24	8	9	16	5	7	23	12	30	10			
Tour 54	20	3	1	36	24	8	9	16	5	7	23	12	30	10			
Tour 55	20	3	1	36	24	8	9	16	5	7	23	12	30	10			
Tour 56	20	3	1	36	24	8	9	16	5	7	23	12	30	10			
Tour 57	20	3	1	36	8	24	9	16	5	7	23	12	30	10			
Tour 58	20	3	1	36	8	24	9	16	5	7	23	12	30	10			
Tour 59	20	3	1	36	8	24	9	16	5	7	23	12	30	10			
Tour 60	20	3	1	36	8	24	9	16	5	7	23	12	30	10			
Tour 61	20	3	1	36	8	24	9	16	5	7	23	12	30	10			
Tour 62	20	3	1	36	8	24	9	16	5	7	23	12	30	10			
Tour 63	20	3	1	36	8	9	16	24	5	7	23	12					
Tour 64	20	3	1	36	8	9	16	24	5	7	23	12					
Tour 65	20	3	1	36	8	9	16	24	5								



# GT TOUR FFSA 2015-LEDENON

17-19 avril 2015

Championnat de France GT

Circuit de Ledenon (3.156 km)

Course 1

Tour par tour

NT	Heure	S1	S2	Tps. tour	Temps total	NT	Heure	S1	S2	Tps. tour	Temps total
<b>N° 1, PERNAUT Olivier, Pos. 3</b>						<b>N° 1, DUMEZ Sébastien, Pos. 3</b>					
1	16:39:23	-	31.245	1:30.107	1:30.107	45	17:42:25	-	30.838	3:03.481	1:04:32.870
2	16:40:44	51.306	30.624	1:21.930	2:52.037	46	17:43:47	50.729	30.670	1:21.399	1:05:54.269
3	16:42:07	51.081	31.591	1:22.672	4:14.709	47	17:45:07	50.457	30.334	1:20.791	1:07:15.060
4	16:43:29	51.224	30.857	1:22.081	5:36.790	48	17:46:28	50.164	30.073	1:20.237	1:08:35.297
5	16:44:51	51.159	30.569	1:21.728	6:58.518	49	17:47:49	50.417	30.446	1:20.863	1:09:56.160
6	16:46:13	51.260	30.599	1:21.859	8:20.377	50	17:49:09	50.692	30.239	1:20.931	1:11:17.091
7	16:47:34	51.044	30.558	1:21.602	9:41.979	51	17:50:31	51.003	30.554	1:21.557	1:12:38.648
8	16:48:56	51.091	30.625	1:21.716	11:03.695	52	17:51:53	51.458	30.389	1:21.847	1:14:00.495
9	16:50:18	51.035	30.518	1:21.553	12:25.248	53	17:53:14	50.657	30.187	1:20.844	1:15:21.339
10	16:51:40	51.361	30.672	1:22.033	13:47.281	54	17:54:35	51.150	30.367	1:21.517	1:16:42.856
11	16:53:01	51.189	30.457	1:21.646	15:08.927	55	17:55:56	50.597	30.418	1:21.015	1:18:03.871
12	16:54:23	51.123	30.692	1:21.815	16:30.742	56	17:57:17	50.758	30.413	1:21.171	1:19:25.042
13	16:55:45	51.333	30.909	1:22.242	17:52.984	57	17:58:38	50.697	30.388	1:21.085	1:20:46.127
14	16:57:07	51.442	30.648	1:22.090	19:15.074	58	17:59:59	50.555	30.462	1:21.017	1:22:07.144
15	16:58:29	51.297	30.544	1:21.841	20:36.915	59	18:01:20	50.476	30.476	1:20.952	1:23:28.096
16	16:59:51	51.186	30.574	1:21.760	21:58.675	60	18:02:42	50.790	30.386	1:21.176	1:24:49.272
17	17:01:13	51.112	30.872	1:21.984	23:20.659	61	18:04:03	50.948	30.513	1:21.461	1:26:10.733
18	17:02:35	51.169	30.642	1:21.811	24:42.470	62	18:05:24	50.913	30.341	1:21.254	1:27:31.987
19	17:03:57	51.315	30.396	1:21.711	26:04.181	63	18:06:46	51.128	30.514	1:21.642	1:28:53.629
20	17:05:18	51.156	30.544	1:21.700	27:25.881	64	18:08:07	50.597	30.452	1:21.049	1:30:14.678
21	17:06:37	51.298	27.360	Pit In	28:44.539	65	18:09:28	50.544	30.598	1:21.142	1:31:35.820
<b>N° 1, NARAC Raymond, Pos. 3</b>						<b>N° 3, HALLYDAY David, Pos. 2</b>					
22	17:09:44	-	30.859	3:07.527	31:52.066	1	16:39:21	-	30.855	1:28.732	1:28.732
23	17:11:06	51.057	30.733	1:21.790	33:13.856	2	16:40:43	51.234	30.671	1:21.905	2:50.637
24	17:12:26	50.241	29.881	1:20.122	34:33.978	3	16:42:06	50.845	31.859	1:22.704	4:13.341
25	17:13:47	50.306	29.970	1:20.276	35:54.254	4	16:43:28	51.057	30.951	1:22.008	5:35.349
26	17:15:07	50.250	30.143	1:20.393	37:14.647	5	16:44:49	51.026	30.445	1:21.471	6:56.820
27	17:16:27	50.485	29.891	1:20.376	38:35.023	6	16:46:11	50.992	30.455	1:21.447	8:18.267
28	17:17:49	50.592	30.871	1:21.463	39:56.486	7	16:47:32	50.574	30.471	1:21.045	9:39.312
29	17:19:09	50.315	30.129	1:20.444	41:16.930	8	16:48:52	50.287	30.168	1:20.455	10:59.767
30	17:20:30	50.175	30.246	1:20.421	42:37.351	9	16:50:13	50.780	30.324	1:21.104	12:20.871
31	17:21:50	50.171	30.506	1:20.677	43:58.028	10	16:51:34	50.442	30.251	1:20.693	13:41.564
32	17:23:11	50.325	30.345	1:20.670	45:18.698	11	16:52:55	50.539	30.394	1:20.933	15:02.497
33	17:24:34	51.617	30.816	1:22.433	46:41.131	12	16:54:16	50.833	30.462	1:21.295	16:23.792
34	17:25:55	51.134	30.319	1:21.453	48:02.584	13	16:55:37	50.520	30.259	1:20.779	17:44.571
35	17:27:16	50.769	30.488	1:21.257	49:23.841	14	16:56:58	50.393	30.342	1:20.735	19:05.306
36	17:28:37	50.566	30.297	1:20.863	50:44.704	15	16:58:20	51.955	30.289	1:22.244	20:27.550
37	17:29:58	50.522	30.295	1:20.817	52:05.521	16	16:59:41	50.483	30.578	1:21.061	21:48.611
38	17:31:19	50.579	30.235	1:20.814	53:26.335	17	17:01:02	50.408	30.428	1:20.836	23:09.447
39	17:32:40	50.854	30.343	1:21.197	54:47.532	18	17:02:23	51.024	30.075	1:21.099	24:30.546
40	17:34:01	50.967	30.272	1:21.239	56:08.771	19	17:03:44	50.658	30.178	1:20.836	25:51.382
41	17:35:22	50.718	30.538	1:21.256	57:30.027	20	17:05:05	50.747	30.100	1:20.847	27:12.229
42	17:36:44	50.739	30.447	1:21.186	58:51.213	21	17:06:25	50.610	30.237	1:20.847	28:33.076
43	17:38:05	50.625	30.297	1:20.922	1:00:12.135	22	17:07:43	50.848	27.127	Pit In	29:51.051
44	17:39:22	50.813	26.441	Pit In	1:01:29.389						





# GT TOUR FFSA 2015-LEDENON

17-19 avril 2015

Championnat de France GT

Circuit de Ledenon (3.156 km)

Course 1

Tour par tour

NT	Heure	S1	S2	Tps. tour	Temps total	NT	Heure	S1	S2	Tps. tour	Temps total
<b>N° 3, GAILLARD Philippe, Pos. 2</b>						2	16:40:58	52.522	32.736	1:25.258	3:05.490
23	17:10:50	-	31.301	3:06.729	32:57.780	3	16:42:22	51.514	32.468	1:23.982	4:29.472
24	17:12:13	51.588	31.099	1:22.687	34:20.467	4	16:43:46	53.046	30.964	1:24.010	5:53.482
25	17:13:35	51.429	30.991	1:22.420	35:42.887	5	16:45:09	52.668	30.579	1:23.247	7:16.729
26	17:14:57	51.471	30.595	1:22.066	37:04.953	6	16:46:30	51.037	30.329	1:21.366	8:38.095
27	17:16:20	51.682	31.217	1:22.899	38:27.852	7	16:47:52	51.013	30.318	1:21.331	9:59.426
28	17:17:42	51.384	30.711	1:22.095	39:49.947	8	16:49:14	51.739	30.841	1:22.580	11:22.006
29	17:19:05	51.483	30.843	1:22.326	41:12.273	9	16:50:36	50.923	30.246	1:21.169	12:43.175
30	17:20:27	51.267	30.833	1:22.100	42:34.373	10	16:51:57	50.921	30.098	1:21.019	14:04.194
31	17:21:48	51.170	30.581	1:21.751	43:56.124	11	16:53:18	51.295	30.259	1:21.554	15:25.748
32	17:23:11	51.335	30.774	1:22.109	45:18.233	12	16:54:39	50.943	30.099	1:21.042	16:46.790
33	17:24:33	51.793	30.645	1:22.438	46:40.671	13	16:56:00	50.615	30.289	1:20.904	18:07.694
34	17:25:57	52.828	31.120	1:23.948	48:04.619	14	16:57:22	51.000	30.479	1:21.479	19:29.173
35	17:27:19	51.162	30.525	1:21.687	49:26.306	15	16:58:42	50.450	30.214	1:20.664	20:49.837
36	17:28:41	51.471	30.670	1:22.141	50:48.447	16	17:00:03	50.939	30.040	1:20.979	22:10.816
37	17:30:03	51.229	30.645	1:21.874	52:10.321	17	17:01:24	50.769	30.107	1:20.876	23:31.692
38	17:31:24	50.989	30.590	1:21.579	53:31.900	18	17:02:45	50.927	30.158	1:21.085	24:52.777
39	17:32:46	51.114	31.023	1:22.137	54:54.037	19	17:04:07	50.966	30.450	1:21.416	26:14.193
40	17:34:08	51.265	30.789	1:22.054	56:16.091	20	17:05:28	51.149	30.751	1:21.900	27:36.093
41	17:35:30	51.024	30.394	1:21.418	57:37.509	21	17:06:51	51.734	30.635	1:22.369	28:58.462
42	17:36:49	51.518	27.345	Pit In	58:56.372	22	17:08:12	50.824	30.788	1:21.612	30:20.074
						23	17:09:32	51.614	28.284	Pit In	31:39.972
<b>N° 3, PARISY Mike, Pos. 2</b>						<b>N° 5, BOTTEMANNE Christian, Pos. 9</b>					
43	17:39:53	-	30.158	3:03.931	1:02:00.303	24	17:13:20	-	30.534	3:47.216	35:27.188
44	17:41:12	49.773	29.889	1:19.662	1:03:19.965	25	17:14:41	51.136	30.486	1:21.622	36:48.810
45	17:42:32	49.521	29.853	1:19.374	1:04:39.339	26	17:16:03	51.407	30.603	1:22.010	38:10.820
46	17:43:51	49.658	29.813	1:19.471	1:05:58.810	27	17:17:25	51.220	30.411	1:21.631	39:32.451
47	17:45:11	49.702	29.877	1:19.579	1:07:18.389	28	17:18:46	50.890	30.606	1:21.496	40:53.947
48	17:46:30	49.604	29.928	1:19.532	1:08:37.921	29	17:20:08	50.879	30.465	1:21.344	42:15.291
49	17:47:50	49.733	29.927	1:19.660	1:09:57.581	30	17:21:29	50.788	30.511	1:21.299	43:36.590
50	17:49:10	49.915	29.915	1:19.830	1:11:17.411	31	17:22:51	51.140	30.590	1:21.730	44:58.320
51	17:50:31	50.816	30.655	1:21.471	1:12:38.882	32	17:24:13	51.288	30.744	1:22.032	46:20.352
52	17:51:51	50.179	29.877	1:20.056	1:13:58.938	33	17:25:35	51.171	30.647	1:21.818	47:42.170
53	17:53:11	49.705	30.092	1:19.797	1:15:18.735	34	17:26:56	51.190	30.490	1:21.680	49:03.850
54	17:54:31	49.687	29.912	1:19.599	1:16:38.334	35	17:28:18	51.321	30.695	1:22.016	50:25.866
55	17:55:50	49.547	29.776	1:19.323	1:17:57.657	36	17:29:40	50.972	30.571	1:21.543	51:47.409
56	17:57:09	49.655	29.818	1:19.473	1:19:17.130	37	17:31:01	51.056	30.508	1:21.564	53:08.973
57	17:58:29	49.753	29.944	1:19.697	1:20:36.827	38	17:32:23	51.112	30.673	1:21.785	54:30.758
58	17:59:49	49.761	29.912	1:19.673	1:21:56.500	39	17:33:45	51.383	30.634	1:22.017	55:52.775
59	18:01:09	49.789	30.079	1:19.868	1:23:16.368	40	17:35:07	50.869	30.782	1:21.651	57:14.426
60	18:02:28	49.690	29.890	1:19.580	1:24:35.948	41	17:36:29	51.093	30.890	1:21.983	58:36.409
61	18:03:49	50.563	29.906	1:20.469	1:25:56.417	42	17:37:51	51.361	31.101	1:22.462	59:58.871
62	18:05:09	50.022	29.850	1:19.872	1:27:16.289	43	17:39:10	51.376	27.134	Pit In	1:01:17.381
63	18:06:29	49.930	30.006	1:19.936	1:28:36.225						
64	18:07:49	50.079	30.045	1:20.124	1:29:56.349						
65	18:09:09	50.211	30.094	1:20.305	1:31:16.654						
<b>N° 5, HAMON Christophe, Pos. 9</b>											
1	16:39:33	-	31.755	1:40.232	1:40.232						



# GT TOUR FFSA 2015-LEDENON

17-19 avril 2015

Championnat de France GT

Circuit de Ledenon (3.156 km)

Course 1

Tour par tour

NT	Heure	S1	S2	Tps. tour	Temps total	NT	Heure	S1	S2	Tps. tour	Temps total
<b>N° 5, MARTINS Lonni, Pos. 9</b>						23	17:11:07	51.667	31.497	1:23.164	33:14.435
44	17:42:13	-	30.160	3:03.511	1:04:20.892	24	17:12:29	51.126	30.567	1:21.693	34:36.128
45	17:43:33	50.129	29.837	1:19.966	1:05:40.858	25	17:13:51	51.307	30.902	1:22.209	35:58.337
46	17:44:54	50.203	30.277	1:20.480	1:07:01.338	26	17:15:13	51.384	30.633	1:22.017	37:20.354
47	17:46:14	50.654	29.790	1:20.444	1:08:21.782	27	17:16:34	50.993	30.480	1:21.473	38:41.827
48	17:47:34	50.111	29.853	1:19.964	1:09:41.746	28	17:17:56	51.094	30.359	1:21.453	40:03.280
49	17:48:54	50.089	29.673	1:19.762	1:11:01.508	29	17:19:17	51.014	30.779	1:21.793	41:25.073
50	17:50:13	49.847	29.501	1:19.348	1:12:20.856	30	17:20:39	51.104	30.320	1:21.424	42:46.497
51	17:51:33	49.695	29.693	1:19.388	1:13:40.244	31	17:22:00	50.953	30.612	1:21.565	44:08.062
52	17:52:52	49.748	29.718	1:19.466	1:14:59.710	32	17:23:22	51.419	30.554	1:21.973	45:30.035
53	17:54:12	49.632	30.022	1:19.654	1:16:19.364	33	17:24:45	51.469	30.749	1:22.218	46:52.253
54	17:55:31	49.759	29.649	1:19.408	1:17:38.772	34	17:26:07	51.455	30.845	1:22.300	48:14.553
55	17:56:51	49.770	29.675	1:19.445	1:18:58.217	35	17:27:30	51.663	30.935	1:22.598	49:37.151
56	17:58:10	49.890	29.722	1:19.612	1:20:17.829	36	17:28:51	51.028	30.388	1:21.416	50:58.567
57	17:59:30	50.013	29.810	1:19.823	1:21:37.652	37	17:30:13	50.939	30.825	1:21.764	52:20.331
58	18:00:50	50.019	29.958	1:19.977	1:22:57.629	38	17:31:34	51.082	30.526	1:21.608	53:41.939
59	18:02:10	50.097	29.955	1:20.052	1:24:17.681	39	17:33:19	1:13.66	30.715	1:44.375	55:26.314
60	18:03:30	49.995	29.889	1:19.884	1:25:37.565	40	17:34:40	51.261	30.560	1:21.821	56:48.135
61	18:04:50	50.055	29.951	1:20.006	1:26:57.571	41	17:35:59	51.490	27.137	Pit In	58:06.762
62	18:06:10	49.912	29.852	1:19.764	1:28:17.335	<b>N° 6, SANTAMATO Arno, Pos. 15</b>					
63	18:07:29	49.905	29.893	1:19.798	1:29:37.133	42	17:39:03	-	30.346	3:04.213	1:01:10.975
64	18:08:49	49.887	29.989	1:19.876	1:30:57.009	43	17:40:24	50.611	30.469	1:21.080	1:02:32.055
65	18:10:09	49.895	30.154	1:20.049	1:32:17.058	44	17:41:45	50.440	30.184	1:20.624	1:03:52.679
<b>N° 6, CAYROLLE Eric, Pos. 15</b>						45	17:43:05	50.149	29.929	1:20.078	1:05:12.757
1	16:39:22	-	30.839	1:29.277	1:29.277	46	17:44:25	50.122	29.990	1:20.112	1:06:32.869
2	16:40:43	51.314	30.487	1:21.801	2:51.078	47	17:45:46	50.309	30.048	1:20.357	1:07:53.226
3	16:42:06	51.135	31.837	1:22.972	4:14.050	48	17:47:06	50.046	30.014	1:20.060	1:09:13.286
4	16:43:29	51.434	30.761	1:22.195	5:36.245	49	17:48:26	50.153	30.005	1:20.158	1:10:33.444
5	16:44:50	51.023	30.664	1:21.687	6:57.932	50	17:49:48	50.400	31.907	1:22.307	1:11:55.751
6	16:46:12	50.901	30.505	1:21.406	8:19.338	51	17:51:09	50.399	30.180	1:20.579	1:13:16.330
7	16:47:33	50.755	30.268	1:21.023	9:40.361	<b>N° 7, DEGREMONT Claude, Pos. 11</b>					
8	16:48:54	50.938	30.561	1:21.499	11:01.860	1	16:39:33	-	31.615	1:40.692	1:40.692
9	16:50:15	50.681	30.528	1:21.209	12:23.069	2	16:41:00	52.551	32.912	1:25.463	3:06.155
10	16:51:37	50.846	30.503	1:21.349	13:44.418	3	16:42:22	51.728	31.850	1:23.578	4:29.733
11	16:52:59	51.855	30.672	1:22.527	15:06.945	4	16:43:47	53.563	31.006	1:24.569	5:54.302
12	16:54:21	51.198	30.533	1:21.731	16:28.676	5	16:45:10	52.396	30.869	1:23.265	7:17.567
13	16:55:43	51.099	30.656	1:21.755	17:50.431	6	16:46:32	51.069	30.688	1:21.757	8:39.324
14	16:57:04	51.033	30.625	1:21.658	19:12.089	7	16:47:54	51.259	30.933	1:22.192	10:01.516
15	16:58:26	51.120	30.811	1:21.931	20:34.020	8	16:49:16	51.585	30.829	1:22.414	11:23.930
16	16:59:48	50.736	30.430	1:21.166	21:55.186	9	16:50:38	51.230	30.637	1:21.867	12:45.797
17	17:01:09	51.190	30.708	1:21.898	23:17.084	10	16:52:01	51.894	30.888	1:22.782	14:08.579
18	17:02:32	51.173	30.896	1:22.069	24:39.153	11	16:53:24	51.994	30.755	1:22.749	15:31.328
19	17:03:54	51.214	30.795	1:22.009	26:01.162	12	16:54:46	51.536	30.793	1:22.329	16:53.657
20	17:05:15	51.057	30.633	1:21.690	27:22.852	13	16:56:09	51.764	30.838	1:22.602	18:16.259
21	17:06:35	51.898	27.907	Pit In	28:42.657	14	16:57:32	51.671	31.344	1:23.015	19:39.274
<b>N° 6, LEMMERET Stéphane, Pos. 15</b>						15	16:58:55	52.138	31.148	1:23.286	21:02.560
22	17:09:44	-	30.807	3:08.614	31:51.271	16	17:00:18	52.175	31.236	1:23.411	22:25.971



# GT TOUR FFSA 2015-LEDENON

17-19 avril 2015

Championnat de France GT

Circuit de Ledenon (3.156 km)

Course 1

Tour par tour

NT	Heure	S1	S2	Tps. tour	Temps total	NT	Heure	S1	S2	Tps. tour	Temps total
<b>N° 7, DEGREMONT Claude, Pos. 11</b>						57	18:00:06	51.165	30.756	1:21.921	1:22:13.674
13	16:56:09	51.764	30.838	1:22.602	18:16.259	58	18:01:29	51.180	31.699	1:22.879	1:23:36.553
14	16:57:32	51.671	31.344	1:23.015	19:39.274	59	18:02:51	51.232	30.907	1:22.139	1:24:58.692
15	16:58:55	52.138	31.148	1:23.286	21:02.560	60	18:04:13	51.079	30.838	1:21.917	1:26:20.609
16	17:00:18	52.175	31.236	1:23.411	22:25.971	61	18:05:35	50.980	30.756	1:21.736	1:27:42.345
17	17:01:41	51.526	30.929	1:22.455	23:48.426	62	18:06:57	51.151	30.939	1:22.090	1:29:04.435
18	17:03:03	51.745	30.694	1:22.439	25:10.865	63	18:08:19	51.448	31.003	1:22.451	1:30:26.886
19	17:04:25	51.441	30.754	1:22.195	26:33.060	64	18:09:42	51.706	31.157	1:22.863	1:31:49.749
20	17:05:48	51.590	30.635	1:22.225	27:55.285	<b>N° 8, BERVILLE Roland, Pos. 5</b>					
21	17:07:07	52.107	26.964	Pit In	29:14.356	1	16:39:29	-	32.355	1:36.143	1:36.143
22	17:10:22	-	30.807	3:14.835	32:29.191	2	16:40:53	52.585	32.082	1:24.667	3:00.810
23	17:11:44	51.842	30.891	1:22.733	33:51.924	3	16:42:18	52.357	31.975	1:24.332	4:25.142
<b>N° 7, DEGUFFROY Remy, Pos. 11</b>						4	16:43:41	52.583	31.278	1:23.861	5:49.003
24	17:13:06	51.309	30.606	1:21.915	35:13.839	5	16:45:04	52.282	30.773	1:23.055	7:12.058
25	17:14:28	51.326	30.481	1:21.807	36:35.646	6	16:46:27	52.084	30.179	1:22.263	8:34.321
26	17:15:50	51.000	30.680	1:21.680	37:57.326	7	16:47:48	50.841	30.561	1:21.402	9:55.723
27	17:17:12	51.278	30.726	1:22.004	39:19.330	8	16:49:10	51.305	30.414	1:21.719	11:17.442
28	17:18:33	51.126	30.616	1:21.742	40:41.072	9	16:50:31	51.057	30.284	1:21.341	12:38.783
29	17:19:56	51.432	30.632	1:22.064	42:03.136	10	16:51:52	50.649	30.455	1:21.104	13:59.887
30	17:21:17	51.154	30.425	1:21.579	43:24.715	11	16:53:13	50.485	30.224	1:20.709	15:20.596
31	17:22:39	51.155	30.635	1:21.790	44:46.505	12	16:54:34	50.808	30.243	1:21.051	16:41.647
32	17:24:00	51.043	30.550	1:21.593	46:08.098	13	16:56:04	58.978	30.572	1:29.550	18:11.197
33	17:25:22	51.161	30.409	1:21.570	47:29.668	14	16:57:25	50.798	30.239	1:21.037	19:32.234
34	17:26:44	51.024	30.600	1:21.624	48:51.292	15	16:58:46	50.869	30.279	1:21.148	20:53.382
35	17:28:05	50.918	30.639	1:21.557	50:12.849	16	17:00:07	50.843	30.348	1:21.191	22:14.573
36	17:29:27	51.003	30.821	1:21.824	51:34.673	17	17:01:28	50.830	30.323	1:21.153	23:35.726
37	17:30:51	52.613	31.121	1:23.734	52:58.407	18	17:02:49	50.908	30.355	1:21.263	24:56.989
38	17:32:14	52.297	30.999	1:23.296	54:21.703	19	17:04:11	50.966	30.711	1:21.677	26:18.666
39	17:33:37	51.656	31.005	1:22.661	55:44.364	20	17:05:33	50.930	30.648	1:21.578	27:40.244
40	17:34:59	52.135	30.426	1:22.561	57:06.925	21	17:06:52	51.802	27.470	Pit In	28:59.516
41	17:36:17	50.863	27.265	Pit In	58:25.053	22	17:09:59	-	31.277	3:07.064	32:06.580
42	17:39:24	-	31.043	3:06.888	1:01:31.941	<b>N° 8, DUQUEINE Gilles, Pos. 5</b>					
<b>N° 7, CAZENAVE Laurent, Pos. 11</b>						23	17:11:22	52.065	30.903	1:22.968	33:29.548
43	17:40:47	51.474	30.762	1:22.236	1:02:54.177	24	17:12:44	51.917	30.597	1:22.514	34:52.062
44	17:42:08	51.120	30.695	1:21.815	1:04:15.992	25	17:14:07	51.904	30.590	1:22.494	36:14.556
45	17:43:31	51.593	30.702	1:22.295	1:05:38.287	26	17:15:30	52.052	30.908	1:22.960	37:37.516
46	17:44:54	51.660	31.205	1:22.865	1:07:01.152	27	17:16:52	51.691	30.738	1:22.429	38:59.945
47	17:46:18	52.886	31.176	1:24.062	1:08:25.214	28	17:18:15	51.632	30.594	1:22.226	40:22.171
48	17:47:41	51.634	31.504	1:23.138	1:09:48.352	29	17:19:37	51.902	31.021	1:22.923	41:45.094
49	17:49:04	52.390	31.180	1:23.570	1:11:11.922	30	17:21:00	51.568	30.732	1:22.300	43:07.394
50	17:50:27	51.476	31.061	1:22.537	1:12:34.459	31	17:22:23	52.309	31.409	1:23.718	44:31.112
51	17:51:49	51.233	30.689	1:21.922	1:13:56.381	32	17:23:46	51.867	30.766	1:22.633	45:53.745
52	17:53:13	51.525	32.276	1:23.801	1:15:20.182	33	17:25:09	51.629	30.898	1:22.527	47:16.272
53	17:54:37	52.690	31.352	1:24.042	1:16:44.224	34	17:26:31	51.575	30.704	1:22.279	48:38.551
54	17:56:00	51.855	31.206	1:23.061	1:18:07.285	35	17:27:53	51.613	30.940	1:22.553	50:01.104
55	17:57:22	51.549	30.936	1:22.485	1:19:29.770	36	17:29:16	51.256	31.592	1:22.848	51:23.952
56	17:58:44	51.244	30.739	1:21.983	1:20:51.753	37	17:30:39	51.856	30.721	1:22.577	52:46.529





# GT TOUR FFSA 2015-LEDENON

17-19 avril 2015

Championnat de France GT

Circuit de Ledenon (3.156 km)

Course 1

Tour par tour

NT	Heure	S1	S2	Tps. tour	Temps total	NT	Heure	S1	S2	Tps. tour	Temps total
<b>N° 8, DUQUEINE Gilles, Pos. 5</b>						15	16:58:37	51.542	30.678	1:22.220	20:44.244
36	17:29:16	51.256	31.592	1:22.848	51:23.952	16	16:59:59	51.393	30.504	1:21.897	22:06.141
37	17:30:39	51.856	30.721	1:22.577	52:46.529	17	17:01:20	51.199	30.626	1:21.825	23:27.966
38	17:32:02	51.992	30.944	1:22.936	54:09.465	18	17:02:43	51.371	30.780	1:22.151	24:50.117
39	17:33:25	52.221	31.038	1:23.259	55:32.724	19	17:04:04	51.344	30.577	1:21.921	26:12.038
40	17:34:48	52.061	30.813	1:22.874	56:55.598	20	17:05:27	51.533	30.921	1:22.454	27:34.492
41	17:36:07	51.718	27.392	Pit In	58:14.708	21	17:06:49	51.966	30.633	1:22.599	28:57.091
<b>N° 8, BELTOISE Anthony, Pos. 5</b>						22	17:08:12	51.678	30.938	1:22.616	30:19.707
42	17:39:11	-	29.904	3:03.988	1:01:18.696	23	17:09:31	51.150	27.626	Pit In	31:38.483
43	17:40:31	50.010	30.088	1:20.098	1:02:38.794	24	17:12:53	-	31.337	3:21.972	35:00.455
44	17:41:51	49.727	29.747	1:19.474	1:03:58.268	25	17:14:16	51.693	30.968	1:22.661	36:23.116
45	17:43:11	50.233	29.762	1:19.995	1:05:18.263	26	17:15:38	51.535	31.002	1:22.537	37:45.653
46	17:44:30	49.974	29.815	1:19.789	1:06:38.052	27	17:17:01	51.748	31.006	1:22.754	39:08.407
47	17:45:50	49.540	29.823	1:19.363	1:07:57.415	<b>N° 9, TARDIF Nicolas, Pos. 6</b>					
48	17:47:09	49.763	29.831	1:19.594	1:09:17.009	28	17:18:23	51.663	30.810	1:22.473	40:30.880
49	17:48:29	49.833	29.835	1:19.668	1:10:36.677	29	17:19:45	51.248	30.663	1:21.911	41:52.791
50	17:49:49	49.655	29.859	1:19.514	1:11:56.191	30	17:21:07	51.226	30.849	1:22.075	43:14.866
51	17:51:09	50.327	30.031	1:20.358	1:13:16.549	31	17:22:30	51.364	30.936	1:22.300	44:37.166
52	17:52:29	50.654	29.772	1:20.426	1:14:36.975	32	17:23:52	51.729	30.962	1:22.691	45:59.857
53	17:53:49	49.787	29.819	1:19.606	1:15:56.581	33	17:25:15	52.056	31.114	1:23.170	47:23.027
54	17:55:08	49.555	29.723	1:19.278	1:17:15.859	34	17:26:38	51.871	31.021	1:22.892	48:45.919
55	17:56:28	49.495	29.910	1:19.405	1:18:35.264	35	17:28:01	51.994	30.874	1:22.868	50:08.787
56	17:57:47	49.699	30.003	1:19.702	1:19:54.966	36	17:29:23	51.177	30.740	1:21.917	51:30.704
57	17:59:07	50.183	29.812	1:19.995	1:21:14.961	37	17:30:46	51.908	30.802	1:22.710	52:53.414
58	18:00:27	50.087	29.965	1:20.052	1:22:35.013	38	17:32:08	51.799	30.802	1:22.601	54:16.015
59	18:01:47	49.625	30.047	1:19.672	1:23:54.685	39	17:33:31	51.635	30.604	1:22.239	55:38.254
60	18:03:07	49.913	29.997	1:19.910	1:25:14.595	40	17:34:53	51.662	30.695	1:22.357	57:00.611
61	18:04:27	49.938	29.910	1:19.848	1:26:34.443	41	17:36:12	51.390	28.058	Pit In	58:20.059
62	18:05:47	49.846	29.993	1:19.839	1:27:54.282	42	17:39:18	-	30.427	3:06.014	1:01:26.073
63	18:07:06	49.935	29.946	1:19.881	1:29:14.163	<b>N° 9, AYARI Soheil, Pos. 6</b>					
64	18:08:27	50.103	30.294	1:20.397	1:30:34.560	43	17:40:39	50.511	30.091	1:20.602	1:02:46.675
65	18:09:47	49.928	30.051	1:19.979	1:31:54.539	44	17:41:59	49.820	29.807	1:19.627	1:04:06.302
<b>N° 9, PIALAT Maxime, Pos. 6</b>						45	17:43:18	49.679	30.130	1:19.809	1:05:26.111
1	16:39:25	-	31.736	1:32.754	1:32.754	46	17:44:38	50.128	29.837	1:19.965	1:06:46.076
2	16:40:48	51.713	30.894	1:22.607	2:55.361	47	17:45:58	49.870	29.943	1:19.813	1:08:05.889
3	16:42:13	51.546	33.391	1:24.937	4:20.298	48	17:47:18	49.542	29.765	1:19.307	1:09:25.196
4	16:43:36	51.469	31.419	1:22.888	5:43.186	49	17:48:37	49.691	29.705	1:19.396	1:10:44.592
5	16:44:58	51.249	30.952	1:22.201	7:05.387	50	17:49:57	49.928	30.066	1:19.994	1:12:04.586
6	16:46:20	51.081	30.859	1:21.940	8:27.327	51	17:51:17	50.058	29.894	1:19.952	1:13:24.538
7	16:47:42	51.162	30.687	1:21.849	9:49.176	52	17:52:37	50.166	30.023	1:20.189	1:14:44.727
8	16:49:03	51.096	30.721	1:21.817	11:10.993	53	17:53:57	49.999	29.954	1:19.953	1:16:04.680
9	16:50:25	51.015	30.907	1:21.922	12:32.915	54	17:55:17	50.367	30.067	1:20.434	1:17:25.114
10	16:51:47	51.336	30.716	1:22.052	13:54.967	55	17:56:38	49.992	30.107	1:20.099	1:18:45.213
11	16:53:09	51.162	30.806	1:21.968	15:16.935	56	17:57:58	50.033	30.041	1:20.074	1:20:05.287
12	16:54:31	51.218	30.405	1:21.623	16:38.558	57	17:59:18	49.993	30.011	1:20.004	1:21:25.291
13	16:55:53	51.037	30.823	1:21.860	18:00.418	58	18:00:38	49.962	30.069	1:20.031	1:22:45.322
14	16:57:14	51.088	30.518	1:21.606	19:22.024	59	18:01:58	50.064	30.263	1:20.327	1:24:05.649





# GT TOUR FFSA 2015-LEDENON

17-19 avril 2015

Championnat de France GT

Circuit de Ledenon (3.156 km)

Course 1

Tour par tour

NT	Heure	S1	S2	Tps. tour	Temps total	NT	Heure	S1	S2	Tps. tour	Temps total
<b>N° 9, AYARI Soheil, Pos. 6</b>						37	17:32:14	52.311	31.006	1:23.317	54:21.213
58	18:00:38	49.962	30.069	1:20.031	1:22:45.322	38	17:33:37	51.677	31.273	1:22.950	55:44.163
59	18:01:58	50.064	30.263	1:20.327	1:24:05.649	39	17:35:02	53.708	31.752	1:25.460	57:09.623
60	18:03:18	50.189	30.024	1:20.213	1:25:25.862	40	17:36:26	52.586	31.153	1:23.739	58:33.362
61	18:04:38	49.994	30.092	1:20.086	1:26:45.948	41	17:37:47	53.205	28.333	Pit In	59:54.900
62	18:05:59	50.551	30.411	1:20.962	1:28:06.910	<b>N° 10, BELLOC Jean Philippe, Pos. 10</b>					
63	18:07:20	50.223	30.357	1:20.580	1:29:27.490	42	17:40:54	-	30.461	3:06.914	1:03:01.814
64	18:08:40	50.152	30.185	1:20.337	1:30:47.827	43	17:42:15	50.408	30.302	1:20.710	1:04:22.524
65	18:10:01	50.547	30.304	1:20.851	1:32:08.678	44	17:43:35	49.859	30.204	1:20.063	1:05:42.587
<b>N° 10, GIBON Pascal, Pos. 10</b>						45	17:44:55	50.001	30.279	1:20.280	1:07:02.867
1	16:39:28	-	32.313	1:35.393	1:35.393	46	17:46:18	51.316	30.991	1:22.307	1:08:25.174
2	16:40:53	52.886	32.056	1:24.942	3:00.335	47	17:47:38	50.389	30.218	1:20.607	1:09:45.781
3	16:42:17	52.327	31.921	1:24.248	4:24.583	48	17:50:19	2:10.66	29.930	2:40.599	1:12:26.380
4	16:43:41	52.657	31.486	1:24.143	5:48.726	49	17:51:39	49.957	29.893	1:19.850	1:13:46.230
5	16:45:04	52.238	30.794	1:23.032	7:11.758	50	17:52:59	50.126	30.073	1:20.199	1:15:06.429
6	16:46:28	53.333	30.780	1:24.113	8:35.871	51	17:54:22	53.068	30.442	1:23.510	1:16:29.939
7	16:47:51	52.076	30.870	1:22.946	9:58.817	52	17:55:43	50.503	30.350	1:20.853	1:17:50.792
8	16:49:15	52.081	31.647	1:23.728	11:22.545	53	17:57:04	50.726	30.399	1:21.125	1:19:11.917
9	16:50:37	51.723	30.813	1:22.536	12:45.081	54	17:58:25	50.566	30.250	1:20.816	1:20:32.733
10	16:52:00	51.607	30.876	1:22.483	14:07.564	55	17:59:46	50.186	30.302	1:20.488	1:21:53.221
11	16:53:22	51.677	30.677	1:22.354	15:29.918	56	18:01:07	50.376	30.939	1:21.315	1:23:14.536
12	16:54:45	51.990	30.864	1:22.854	16:52.772	57	18:02:28	50.555	30.424	1:20.979	1:24:35.515
13	16:56:08	51.639	30.948	1:22.587	18:15.359	58	18:03:50	52.082	30.184	1:22.266	1:25:57.781
14	16:57:31	51.781	31.472	1:23.253	19:38.612	59	18:05:14	50.580	30.442	1:21.022	1:27:18.803
15	16:58:55	53.116	31.068	1:24.184	21:02.796	60	18:06:32	50.846	30.383	1:21.229	1:28:40.032
16	17:00:19	52.426	31.642	1:24.068	22:26.864	61	18:07:55	51.664	30.670	1:22.334	1:30:02.366
17	17:01:42	51.973	30.975	1:22.948	23:49.812	62	18:09:17	51.449	31.264	1:22.713	1:31:25.079
18	17:03:05	51.917	30.783	1:22.700	25:12.512	<b>N° 12, SAMON Tony, Pos. 13</b>					
19	17:04:27	51.501	30.934	1:22.435	26:34.947	1	16:39:28	-	32.513	1:35.126	1:35.126
20	17:05:50	51.975	30.807	1:22.782	27:57.729	2	16:40:56	52.448	36.031	1:28.479	3:03.605
21	17:07:10	52.849	27.403	Pit In	29:17.981	3	16:42:22	53.166	32.510	1:25.676	4:29.281
<b>N° 10, BOURRET Christophe, Pos. 10</b>						4	16:43:48	54.817	31.972	1:26.789	5:56.070
22	17:11:27	-	31.342	4:16.707	33:34.688	5	16:45:12	52.662	31.277	1:23.939	7:20.009
23	17:12:50	52.388	30.893	1:23.281	34:57.969	6	16:46:37	52.749	31.348	1:24.097	8:44.106
24	17:14:13	51.198	31.040	1:22.238	36:20.207	7	16:48:01	52.467	32.015	1:24.482	10:08.588
25	17:15:36	52.136	30.865	1:23.001	37:43.208	8	16:49:25	52.295	31.385	1:23.680	11:32.268
26	17:16:58	52.032	30.827	1:22.859	39:06.067	9	16:50:49	52.335	31.501	1:23.836	12:56.104
27	17:18:20	51.453	30.517	1:21.970	40:28.037	10	16:52:13	52.895	31.187	1:24.082	14:20.186
28	17:19:43	51.916	30.869	1:22.785	41:50.822	11	16:53:36	52.493	31.185	1:23.678	15:43.864
29	17:21:06	51.942	30.653	1:22.595	43:13.417	12	16:55:00	52.429	31.291	1:23.720	17:07.584
30	17:22:29	52.380	30.814	1:23.194	44:36.611	13	16:56:24	52.207	31.310	1:23.517	18:31.101
31	17:23:52	51.812	31.274	1:23.086	45:59.697	14	16:57:48	52.381	31.744	1:24.125	19:55.226
32	17:25:15	51.839	31.064	1:22.903	47:22.600	15	16:59:12	52.065	32.506	1:24.571	21:19.797
33	17:26:38	51.731	31.042	1:22.773	48:45.373	16	17:00:37	53.321	31.329	1:24.650	22:44.447
34	17:28:03	52.539	32.663	1:25.202	50:10.575	17	17:02:01	52.378	31.726	1:24.104	24:08.551
35	17:29:27	52.515	31.184	1:23.699	51:34.274	18	17:03:26	53.023	32.301	1:25.324	25:33.875
36	17:30:50	52.516	31.106	1:23.622	52:57.896	19	17:04:50	52.011	31.542	1:23.553	26:57.428



# GT TOUR FFSA 2015-LEDENON

17-19 avril 2015

Championnat de France GT

Circuit de Ledenon (3.156 km)

Course 1

Tour par tour

NT	Heure	S1	S2	Tps. tour	Temps total	NT	Heure	S1	S2	Tps. tour	Temps total
<b>N° 12, SAMON Tony, Pos. 13</b>						62	18:07:24	53.078	31.340	1:24.418	1:29:31.786
18	17:03:26	53.023	32.301	1:25.324	25:33.875	63	18:08:45	50.639	30.212	1:20.851	1:30:52.637
19	17:04:50	52.011	31.542	1:23.553	26:57.428	64	18:10:06	50.007	31.211	1:21.218	1:32:13.855
20	17:06:11	52.243	28.505	Pit In	28:18.176	<b>N° 16, DEBARD Eric, Pos. 7</b>					
<b>N° 12, SOAVE Thierry, Pos. 13</b>						1	16:39:26	-	32.277	1:33.773	1:33.773
21	17:09:24	-	32.572	3:13.475	31:31.651	2	16:40:50	52.277	31.058	1:23.335	2:57.108
22	17:10:52	54.576	33.191	1:27.767	32:59.418	3	16:42:13	51.546	32.071	1:23.617	4:20.725
23	17:12:19	55.014	31.843	1:26.857	34:26.275	4	16:43:36	51.738	31.091	1:22.829	5:43.554
24	17:13:43	52.935	31.682	1:24.617	35:50.892	5	16:44:58	51.293	31.038	1:22.331	7:05.885
25	17:15:08	53.071	32.142	1:25.213	37:16.105	6	16:46:20	51.515	30.585	1:22.100	8:27.985
26	17:16:33	52.849	31.715	1:24.564	38:40.669	7	16:47:42	51.408	30.488	1:21.896	9:49.881
27	17:17:58	53.465	31.489	1:24.954	40:05.623	8	16:49:04	51.374	30.746	1:22.120	11:12.001
28	17:19:23	53.772	31.657	1:25.429	41:31.052	9	16:50:26	51.016	30.670	1:21.686	12:33.687
29	17:20:48	53.180	31.624	1:24.804	42:55.856	10	16:51:50	52.421	31.009	1:23.430	13:57.117
30	17:22:12	52.118	31.658	1:23.776	44:19.632	11	16:53:11	50.942	30.437	1:21.379	15:18.496
31	17:23:35	52.086	30.856	1:22.942	45:42.574	12	16:54:32	51.081	30.463	1:21.544	16:40.040
32	17:24:58	52.096	31.185	1:23.281	47:05.855	13	16:55:54	50.977	30.716	1:21.693	18:01.733
33	17:26:24	52.009	33.904	1:25.913	48:31.768	14	16:57:16	50.843	30.685	1:21.528	19:23.261
34	17:27:49	53.281	31.425	1:24.706	49:56.474	15	16:58:38	51.413	30.760	1:22.173	20:45.434
35	17:29:12	52.039	31.202	1:23.241	51:19.715	16	17:00:00	51.186	30.539	1:21.725	22:07.159
36	17:30:36	52.682	31.289	1:23.971	52:43.686	17	17:01:22	51.140	30.864	1:22.004	23:29.163
37	17:32:01	52.857	32.377	1:25.234	54:08.920	18	17:02:43	51.363	30.560	1:21.923	24:51.086
38	17:33:27	53.885	31.565	1:25.450	55:34.370	19	17:04:06	51.231	30.905	1:22.136	26:13.222
39	17:34:50	52.216	31.433	1:23.649	56:58.019	20	17:05:28	51.350	30.793	1:22.143	27:35.365
40	17:36:10	52.354	27.302	Pit In	58:17.675	21	17:06:48	53.126	27.484	Pit In	28:55.975
<b>N° 12, GUIBERT Enzo, Pos. 13</b>						<b>N° 16, BARTHEZ Fabien, Pos. 7</b>					
41	17:39:14	-	30.392	3:03.583	1:01:21.258	22	17:10:08	-	31.877	3:19.793	32:15.768
42	17:40:34	50.151	30.123	1:20.274	1:02:41.532	23	17:11:31	52.153	31.098	1:23.251	33:39.019
43	17:41:54	49.729	30.130	1:19.859	1:04:01.391	24	17:12:55	52.318	31.138	1:23.456	35:02.475
44	17:43:14	49.813	30.081	1:19.894	1:05:21.285	25	17:14:18	51.982	31.098	1:23.080	36:25.555
45	17:44:34	49.805	30.460	1:20.265	1:06:41.550	26	17:15:40	51.906	30.651	1:22.557	37:48.112
46	17:45:53	49.642	29.907	1:19.549	1:08:01.099	27	17:17:03	51.499	31.156	1:22.655	39:10.767
47	17:47:13	49.825	30.134	1:19.959	1:09:21.058	28	17:18:26	51.613	30.825	1:22.438	40:33.205
48	17:48:33	49.530	29.905	1:19.435	1:10:40.493	29	17:19:48	51.470	30.729	1:22.199	41:55.404
49	17:49:52	49.615	29.856	1:19.471	1:11:59.964	30	17:21:10	51.318	30.775	1:22.093	43:17.497
50	17:51:13	50.104	30.649	1:20.753	1:13:20.717	31	17:22:33	51.873	31.204	1:23.077	44:40.574
51	17:52:33	50.064	30.094	1:20.158	1:14:40.875	32	17:23:55	51.229	30.522	1:21.751	46:02.325
52	17:53:53	49.895	30.256	1:20.151	1:16:01.026	33	17:25:17	51.568	30.485	1:22.053	47:24.378
53	17:55:13	49.957	30.074	1:20.031	1:17:21.057	34	17:26:39	51.380	30.462	1:21.842	48:46.220
54	17:56:33	49.552	30.190	1:19.742	1:18:40.799	35	17:28:02	51.988	31.273	1:23.261	50:09.481
55	17:57:54	50.434	30.298	1:20.732	1:20:01.531	36	17:29:24	51.497	30.685	1:22.182	51:31.663
56	17:59:14	49.981	30.048	1:20.029	1:21:21.560	37	17:30:46	51.322	30.897	1:22.219	52:53.882
57	18:00:34	50.145	30.433	1:20.578	1:22:42.138	38	17:32:09	51.850	30.799	1:22.649	54:16.531
58	18:01:55	50.424	30.384	1:20.808	1:24:02.946	39	17:33:31	51.684	30.639	1:22.323	55:38.854
59	18:03:16	50.497	30.389	1:20.886	1:25:23.832	40	17:34:53	51.438	30.789	1:22.227	57:01.081
60	18:04:38	50.676	31.479	1:22.155	1:26:45.987	41	17:36:14	52.081	28.540	Pit In	58:21.702
61	18:06:00	51.115	30.266	1:21.381	1:28:07.368						



# GT TOUR FFSA 2015-LEDENON

17-19 avril 2015

Championnat de France GT

Circuit de Ledenon (3.156 km)

Course 1

Tour par tour

NT	Heure	S1	S2	Tps. tour	Temps total	NT	Heure	S1	S2	Tps. tour	Temps total
<b>N° 16, BARTHEZ Fabien, Pos. 7</b>						<b>N° 20, GIAUQUE Philippe, Pos. 1</b>					
41	17:36:14	52.081	28.540	Pit In	58:21.702	20	17:05:54	52.287	31.376	1:23.663	28:01.875
						21	17:07:17	52.822	29.621	Pit In	29:24.318
<b>N° 16, PANIS Olivier, Pos. 7</b>						<b>N° 20, BEAUBELIQUE Jean Luc, Pos. 1</b>					
42	17:39:20	-	30.448	3:06.302	1:01:28.004	22	17:09:26	-	30.843	3:06.797	31:33.384
43	17:40:41	50.254	30.003	1:20.257	1:02:48.261	23	17:10:48	51.398	30.446	1:21.844	32:55.228
44	17:42:01	50.360	29.998	1:20.358	1:04:08.619	24	17:12:09	51.257	30.529	1:21.786	34:17.014
45	17:43:21	49.906	29.835	1:19.741	1:05:28.360	25	17:13:31	50.623	30.720	1:21.343	35:38.357
46	17:44:40	49.891	29.830	1:19.721	1:06:48.081	26	17:14:52	51.026	30.464	1:21.490	36:59.847
47	17:46:00	49.885	29.840	1:19.725	1:08:07.806	27	17:16:14	51.039	30.743	1:21.782	38:21.629
48	17:47:20	49.683	29.935	1:19.618	1:09:27.424	28	17:17:35	50.843	30.490	1:21.333	39:42.962
49	17:48:40	49.832	29.916	1:19.748	1:10:47.172	29	17:18:57	51.139	30.738	1:21.877	41:04.839
50	17:49:59	50.040	29.757	1:19.797	1:12:06.969	30	17:20:19	51.371	30.735	1:22.106	42:26.945
51	17:51:19	49.761	29.874	1:19.635	1:13:26.604	31	17:21:41	51.231	30.748	1:21.979	43:48.924
52	17:52:39	49.988	30.067	1:20.055	1:14:46.659	32	17:23:03	51.263	30.604	1:21.867	45:10.791
53	17:53:59	50.116	30.150	1:20.266	1:16:06.925	33	17:24:25	51.002	30.417	1:21.419	46:32.210
54	17:55:19	50.201	30.021	1:20.222	1:17:27.147	34	17:25:47	51.082	30.869	1:21.951	47:54.161
55	17:56:40	50.020	30.186	1:20.206	1:18:47.353	35	17:27:08	51.214	30.671	1:21.885	49:16.046
56	17:58:00	49.935	30.344	1:20.279	1:20:07.632	36	17:28:31	51.481	30.734	1:22.215	50:38.261
57	17:59:20	49.985	29.967	1:19.952	1:21:27.584	37	17:29:52	51.180	30.596	1:21.776	52:00.037
58	18:00:40	49.943	30.096	1:20.039	1:22:47.623	38	17:31:14	51.054	30.682	1:21.736	53:21.773
59	18:02:00	50.061	30.088	1:20.149	1:24:07.772	39	17:32:36	51.253	30.559	1:21.812	54:43.585
60	18:03:20	49.964	30.199	1:20.163	1:25:27.935	40	17:33:58	51.129	30.733	1:21.862	56:05.447
61	18:04:40	50.075	30.119	1:20.194	1:26:48.129	41	17:35:20	51.371	30.570	1:21.941	57:27.388
62	18:06:01	50.033	30.235	1:20.268	1:28:08.397	42	17:36:39	52.038	27.017	Pit In	58:46.443
63	18:07:23	51.715	30.706	1:22.421	1:29:30.818						
64	18:08:43	50.100	30.016	1:20.116	1:30:50.934						
65	18:10:04	50.223	30.465	1:20.688	1:32:11.622						
<b>N° 17, MISSLIN Nicolas, Pos. 16</b>											
1	16:39:27	-	32.555	1:34.454	1:34.454						
2	16:40:51	52.468	31.367	1:23.835	2:58.289						
3	16:42:15	51.859	32.079	1:23.938	4:22.227						
4	16:43:38	52.131	31.379	1:23.510	5:45.737						
5	16:45:01	51.752	31.152	1:22.904	7:08.641						
6	16:46:23	51.510	30.855	1:22.365	8:31.006						
7	16:47:46	51.430	31.163	1:22.593	9:53.599						
8	16:49:09	51.828	31.263	1:23.091	11:16.690						
9	16:50:33	53.061	30.942	1:24.003	12:40.693						
10	16:51:56	51.779	31.228	1:23.007	14:03.700						
11	16:53:21	53.096	31.461	1:24.557	15:28.257						
12	16:54:44	52.266	31.035	1:23.301	16:51.558						
13	16:56:07	52.177	31.045	1:23.222	18:14.780						
14	16:57:31	51.828	31.677	1:23.505	19:38.285						
15	16:58:54	52.467	31.196	1:23.663	21:01.948						
16	17:00:20	52.538	33.022	1:25.560	22:27.508						
17	17:01:43	52.137	31.339	1:23.476	23:50.984						
18	17:03:07	52.239	31.117	1:23.356	25:14.340						
19	17:04:31	52.120	31.752	1:23.872	26:38.212						





# GT TOUR FFSA 2015-LEDENON

17-19 avril 2015

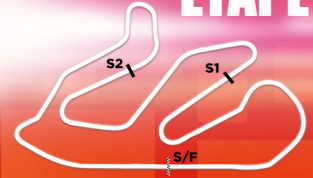
Championnat de France GT

Circuit de Ledenon (3.156 km)

Course 1

Tour par tour

NT	Heure	S1	S2	Tps. tour	Temps total	NT	Heure	S1	S2	Tps. tour	Temps total
<b>N° 20, BEAUBELIQUE Jean Luc, Pos. 1</b>						21	17:09:30	-	30.956	3:15.849	31:37.603
42	17:36:39	52.038	27.017	Pit In	58:46.443	22	17:10:53	51.851	30.772	1:22.623	33:00.226
<b>N° 20, MOULLIN-TRAFFORT Morgan, Pos. 1</b>						23	17:12:17	53.845	30.787	1:24.632	34:24.858
43	17:39:43	-	30.007	3:04.271	1:01:50.714	24	17:13:41	52.155	31.180	1:23.335	35:48.193
44	17:41:03	50.098	29.944	1:20.042	1:03:10.756	25	17:15:04	52.339	30.785	1:23.124	37:11.317
45	17:42:23	50.217	29.902	1:20.119	1:04:30.875	26	17:16:26	51.525	30.832	1:22.357	38:33.674
46	17:43:43	49.910	30.008	1:19.918	1:05:50.793	27	17:17:50	51.826	31.774	1:23.600	39:57.274
47	17:45:02	49.632	29.623	1:19.255	1:07:10.048	28	17:19:12	51.698	30.549	1:22.247	41:19.521
48	17:46:22	49.505	29.842	1:19.347	1:08:29.395	29	17:20:34	51.614	30.835	1:22.449	42:41.970
49	17:47:41	49.672	29.808	1:19.480	1:09:48.875	30	17:21:57	51.545	30.885	1:22.430	44:04.400
50	17:49:01	50.007	29.958	1:19.965	1:11:08.840	31	17:23:19	51.779	30.617	1:22.396	45:26.796
51	17:50:21	49.673	29.765	1:19.438	1:12:28.278	32	17:24:43	52.792	30.546	1:23.338	46:50.134
52	17:51:40	49.766	30.068	1:19.834	1:13:48.112	33	17:26:05	51.991	30.758	1:22.749	48:12.883
53	17:53:01	50.312	29.925	1:20.237	1:15:08.349	34	17:27:28	52.076	30.433	1:22.509	49:35.392
54	17:54:20	49.957	29.820	1:19.777	1:16:28.126	35	17:28:49	51.147	30.486	1:21.633	50:57.025
55	17:55:40	49.739	30.030	1:19.769	1:17:47.895	36	17:30:12	51.803	30.611	1:22.414	52:19.439
56	17:57:00	49.914	29.843	1:19.757	1:19:07.652	37	17:31:34	51.576	30.671	1:22.247	53:41.686
57	17:58:20	49.913	30.034	1:19.947	1:20:27.599	38	17:32:59	53.835	30.747	1:24.582	55:06.268
58	17:59:40	49.841	29.907	1:19.748	1:21:47.347	39	17:34:20	51.129	30.495	1:21.624	56:27.892
59	18:01:00	50.170	30.170	1:20.340	1:23:07.687	40	17:35:42	51.603	30.437	1:22.040	57:49.932
60	18:02:20	49.931	30.117	1:20.048	1:24:27.735	41	17:37:04	51.102	30.622	1:21.724	59:11.656
61	18:03:40	49.992	30.265	1:20.257	1:25:47.992	42	17:38:28	52.364	31.677	1:24.041	1:00:35.697
62	18:05:00	50.149	29.917	1:20.066	1:27:08.058	43	17:39:49	52.657	28.033	Pit In	1:01:56.387
63	18:06:21	50.146	29.961	1:20.107	1:28:28.165	<b>N° 23, SANDSTRÖM Edward, Pos. 12</b>					
64	18:07:41	50.304	30.332	1:20.636	1:29:48.801	44	17:42:52	-	30.484	3:03.328	1:04:59.715
65	18:09:03	50.419	31.028	1:21.447	1:31:10.248	45	17:44:13	50.538	30.058	1:20.596	1:06:20.311
<b>N° 23, BUFFIN Jean-Paul, Pos. 12</b>						46	17:45:33	50.118	30.097	1:20.215	1:07:40.526
1	16:39:29	-	32.490	1:36.164	1:36.164	47	17:46:54	50.452	30.388	1:20.840	1:09:01.366
2	16:40:55	53.798	33.042	1:26.840	3:03.004	48	17:48:14	50.427	30.090	1:20.517	1:10:21.883
3	16:42:21	53.440	32.020	1:25.460	4:28.464	49	17:49:35	50.477	29.998	1:20.475	1:11:42.358
4	16:43:45	53.257	31.128	1:24.385	5:52.849	50	17:50:55	50.433	29.874	1:20.307	1:13:02.665
5	16:45:12	54.557	31.729	1:26.286	7:19.135	51	17:52:15	50.307	30.029	1:20.336	1:14:23.001
6	16:46:36	52.787	31.265	1:24.052	8:43.187	52	17:53:36	50.313	30.169	1:20.482	1:15:43.483
7	16:48:00	53.191	31.176	1:24.367	10:07.554	53	17:54:56	50.369	30.061	1:20.430	1:17:03.913
8	16:49:24	53.120	31.000	1:24.120	11:31.674	54	17:56:17	50.385	30.079	1:20.464	1:18:24.377
9	16:50:48	52.733	31.055	1:23.788	12:55.462	55	17:57:37	50.660	30.027	1:20.687	1:19:45.064
10	16:52:12	53.194	31.331	1:24.525	14:19.987	56	17:58:58	50.689	30.018	1:20.707	1:21:05.771
11	16:53:36	52.293	31.344	1:23.637	15:43.624	57	18:00:19	50.359	30.172	1:20.531	1:22:26.302
12	16:55:00	52.497	31.129	1:23.626	17:07.250	58	18:01:39	50.423	29.936	1:20.359	1:23:46.661
13	16:56:23	52.383	31.079	1:23.462	18:30.712	59	18:03:00	50.400	30.247	1:20.647	1:25:07.308
14	16:57:46	52.156	31.008	1:23.164	19:53.876	60	18:04:20	50.348	30.107	1:20.455	1:26:27.763
15	16:59:12	53.276	32.021	1:25.297	21:19.173	61	18:05:41	50.468	30.287	1:20.755	1:27:48.518
16	17:00:36	53.265	31.219	1:24.484	22:43.657	62	18:07:02	50.360	30.368	1:20.728	1:29:09.246
17	17:02:00	52.977	31.464	1:24.441	24:08.098	63	18:08:22	50.697	30.130	1:20.827	1:30:30.073
18	17:03:25	53.316	31.416	1:24.732	25:32.830	64	18:09:43	50.325	30.091	1:20.416	1:31:50.489
19	17:04:51	53.040	32.617	1:25.657	26:58.487						
20	17:06:14	53.839	29.428	Pit In	28:21.754						



# GT TOUR FFSA 2015-LEDENON

17-19 avril 2015

Championnat de France GT

Circuit de Ledenon (3.156 km)

Course 1

Tour par tour

NT	Heure	S1	S2	Tps. tour	Temps total	NT	Heure	S1	S2	Tps. tour	Temps total
<b>N° 24, SIMONET Valentin, Pos. 8</b>						45	17:42:50	52.591	30.686	1:23.277	1:04:57.603
1	16:39:24	-	31.165	1:31.682	1:31.682	46	17:44:11	50.737	30.418	1:21.155	1:06:18.758
2	16:40:47	52.152	30.903	1:23.055	2:54.737	47	17:45:32	50.690	30.335	1:21.025	1:07:39.783
3	16:42:10	51.407	31.903	1:23.310	4:18.047	48	17:46:54	50.675	30.855	1:21.530	1:09:01.313
4	16:43:33	51.781	31.045	1:22.826	5:40.873	49	17:48:16	51.789	30.537	1:22.326	1:10:23.639
5	16:44:56	51.492	30.842	1:22.334	7:03.207	50	17:49:38	50.980	30.712	1:21.692	1:11:45.331
6	16:46:18	51.445	30.747	1:22.192	8:25.399	51	17:50:59	50.606	30.420	1:21.026	1:13:06.357
7	16:47:40	51.534	30.862	1:22.396	9:47.795	52	17:52:20	50.784	30.538	1:21.322	1:14:27.679
8	16:49:02	51.143	30.535	1:21.678	11:09.473	53	17:53:42	51.132	30.776	1:21.908	1:15:49.587
9	16:50:24	51.649	30.883	1:22.532	12:32.005	54	17:55:03	50.832	30.695	1:21.527	1:17:11.114
10	16:51:46	51.373	30.545	1:21.918	13:53.923	55	17:56:25	50.908	30.528	1:21.436	1:18:32.550
11	16:53:09	51.540	30.672	1:22.212	15:16.135	56	17:57:47	51.464	30.516	1:21.980	1:19:54.530
12	16:54:30	51.022	30.608	1:21.630	16:37.765	57	17:59:10	51.813	30.857	1:22.670	1:21:17.200
13	16:55:52	51.065	30.575	1:21.640	17:59.405	58	18:00:32	51.627	30.901	1:22.528	1:22:39.728
14	16:57:14	51.370	30.658	1:22.028	19:21.433	59	18:01:54	51.106	30.728	1:21.834	1:24:01.562
15	16:58:36	51.678	30.606	1:22.284	20:43.717	60	18:03:16	51.031	30.622	1:21.653	1:25:23.215
16	16:59:58	51.447	30.482	1:21.929	22:05.646	61	18:04:37	50.959	30.776	1:21.735	1:26:44.950
17	17:01:20	51.287	30.636	1:21.923	23:27.569	62	18:05:59	51.082	30.747	1:21.829	1:28:06.779
18	17:02:42	51.320	30.757	1:22.077	24:49.646	63	18:07:24	53.345	31.613	1:24.958	1:29:31.737
19	17:04:04	51.388	30.510	1:21.898	26:11.544	64	18:08:47	51.992	30.933	1:22.925	1:30:54.662
20	17:05:27	51.795	30.844	1:22.639	27:34.183	65	18:10:09	51.334	30.764	1:22.098	1:32:16.760
21	17:06:49	51.835	30.504	1:22.339	28:56.522	<b>N° 30, PETIT Florent, Pos. 14</b>					
22	17:08:08	51.859	27.333	Pit In	30:15.714	44	17:43:29	-	31.428	3:07.648	1:05:36.562
<b>N° 24, MONTI Romain, Pos. 8</b>						45	17:44:55	54.121	32.014	1:26.135	1:07:02.697
23	17:11:12	-	30.929	3:04.101	33:19.815	46	17:46:20	53.317	31.481	1:24.798	1:08:27.495
24	17:12:34	51.153	30.677	1:21.830	34:41.645	47	17:47:44	52.845	31.500	1:24.345	1:09:51.840
25	17:13:55	50.597	30.502	1:21.099	36:02.744	48	17:49:08	52.007	31.472	1:23.479	1:11:15.319
26	17:15:16	50.464	30.412	1:20.876	37:23.620	49	17:50:33	54.070	31.568	1:25.638	1:12:40.957
27	17:16:38	50.881	31.047	1:21.928	38:45.548	50	17:51:57	52.224	31.182	1:23.406	1:14:04.363
28	17:17:59	50.695	30.530	1:21.225	40:06.773	51	17:53:20	51.963	31.261	1:23.224	1:15:27.587
29	17:19:21	51.210	30.751	1:21.961	41:28.734	52	17:54:43	52.280	31.268	1:23.548	1:16:51.135
30	17:20:42	50.696	30.560	1:21.256	42:49.990	53	17:56:06	51.749	31.054	1:22.803	1:18:13.938
31	17:22:03	50.495	30.308	1:20.803	44:10.793	54	17:57:31	53.238	31.063	1:24.301	1:19:38.239
32	17:23:24	50.568	30.705	1:21.273	45:32.066	55	17:58:53	51.682	31.137	1:22.819	1:21:01.058
33	17:24:46	50.609	30.496	1:21.105	46:53.171	56	18:00:17	51.940	31.256	1:23.196	1:22:24.254
34	17:26:07	50.844	30.842	1:21.686	48:14.857	57	18:01:42	53.975	31.302	1:25.277	1:23:49.531
35	17:27:30	51.448	31.072	1:22.520	49:37.377	58	18:03:05	52.190	31.111	1:23.301	1:25:12.832
36	17:28:51	50.954	30.666	1:21.620	50:58.997	59	18:04:56	1:16.68	34.056	1:50.745	1:27:03.577
37	17:30:13	50.681	30.820	1:21.501	52:20.498	60	18:06:20	53.286	31.119	1:24.405	1:28:27.982
38	17:31:35	51.237	30.593	1:21.830	53:42.328	61	18:07:44	52.585	31.003	1:23.588	1:29:51.570
39	17:32:58	52.723	30.514	1:23.237	55:05.565	62	18:09:07	52.070	31.415	1:23.485	1:31:15.055
40	17:34:19	50.705	30.857	1:21.562	56:27.127	<b>N° 30, GOIJAT Julien, Pos. 14</b>					
41	17:35:41	50.618	30.493	1:21.111	57:48.238	1	16:39:31	-	32.122	1:39.053	1:39.053
42	17:36:58	50.899	26.960	Pit In	59:06.097	2	16:41:00	53.318	34.388	1:27.706	3:06.759
<b>N° 24, SANCINENA Pierre, Pos. 8</b>						3	16:42:24	52.809	31.624	1:24.433	4:31.192
43	17:40:05	-	30.890	3:06.770	1:02:12.867	4	16:43:49	53.339	31.938	1:25.277	5:56.469
44	17:41:27	50.994	30.465	1:21.459	1:03:34.326	5	16:45:13	52.959	31.218	1:24.177	7:20.646



# GT TOUR FFSA 2015-LEDENON

17-19 avril 2015

Championnat de France GT

Circuit de Ledenon (3.156 km)

Course 1

Tour par tour

NT	Heure	S1	S2	Tps. tour	Temps total	NT	Heure	S1	S2	Tps. tour	Temps total
<b>N° 30, GOUJAT Julien, Pos. 14</b>						7	16:47:43	51.107	30.707	1:21.814	9:50.735
4	16:43:49	53.339	31.938	1:25.277	5:56.469	8	16:49:05	51.036	30.613	1:21.649	11:12.384
5	16:45:13	52.959	31.218	1:24.177	7:20.646	9	16:50:27	51.091	30.765	1:21.856	12:34.240
6	16:46:37	52.858	31.215	1:24.073	8:44.719	10	16:51:48	51.218	30.341	1:21.559	13:55.799
7	16:48:01	52.482	31.748	1:24.230	10:08.949	11	16:53:10	50.813	30.674	1:21.487	15:17.286
8	16:49:25	52.366	31.615	1:23.981	11:32.930	12	16:54:32	51.510	30.434	1:21.944	16:39.230
9	16:50:49	52.128	31.539	1:23.667	12:56.597	13	16:55:53	50.867	30.583	1:21.450	18:00.680
10	16:52:13	52.941	31.318	1:24.259	14:20.856	14	16:57:15	51.432	30.787	1:22.219	19:22.899
11	16:53:37	52.643	31.056	1:23.699	15:44.555	15	16:58:37	51.120	30.994	1:22.114	20:45.013
12	16:55:01	52.187	31.815	1:24.002	17:08.557	16	16:59:59	51.122	30.572	1:21.694	22:06.707
13	16:56:24	52.033	31.145	1:23.178	18:31.735	17	17:01:21	51.211	30.486	1:21.697	23:28.404
14	16:57:48	52.343	31.621	1:23.964	19:55.699	18	17:02:43	51.334	30.988	1:22.322	24:50.726
15	16:59:12	52.245	31.641	1:23.886	21:19.585	19	17:04:05	51.211	30.744	1:21.955	26:12.681
16	17:01:01	53.091	56.344	1:49.435	23:09.020	20	17:05:27	51.360	30.984	1:22.344	27:35.025
17	17:02:26	53.210	31.057	1:24.267	24:33.287	21	17:06:47	52.162	27.343	Pit In	28:54.530
18	17:03:48	51.716	30.795	1:22.511	25:55.798	<b>N° 36, BRANDELA Romain, Pos. 4</b>					
19	17:05:11	51.390	31.103	1:22.493	27:18.291	22	17:09:51	-	30.708	3:04.574	31:59.104
20	17:06:34	52.030	30.930	1:22.960	28:41.251	23	17:11:14	51.633	30.627	1:22.260	33:21.364
21	17:07:57	51.868	31.063	1:22.931	30:04.182	24	17:12:35	51.074	30.526	1:21.600	34:42.964
22	17:09:17	52.666	27.855	Pit In	31:24.703	25	17:13:57	51.353	30.467	1:21.820	36:04.784
23	17:12:26	-	31.730	3:09.277	34:33.980	26	17:15:19	51.088	30.609	1:21.697	37:26.481
24	17:13:50	52.674	31.293	1:23.967	35:57.947	27	17:16:41	51.310	30.534	1:21.844	38:48.325
25	17:15:15	53.137	31.123	1:24.260	37:22.207	28	17:18:03	51.353	30.521	1:21.874	40:10.199
26	17:16:39	52.379	32.069	1:24.448	38:46.655	29	17:19:24	51.430	30.285	1:21.715	41:31.914
27	17:18:02	51.996	31.261	1:23.257	40:09.912	30	17:20:46	51.363	30.355	1:21.718	42:53.632
28	17:19:27	52.923	31.383	1:24.306	41:34.218	31	17:22:08	51.049	30.470	1:21.519	44:15.151
29	17:20:50	52.168	31.452	1:23.620	42:57.838	32	17:23:29	51.273	30.431	1:21.704	45:36.855
30	17:22:14	52.345	31.678	1:24.023	44:21.861	33	17:24:51	51.192	30.404	1:21.596	46:58.451
31	17:23:37	52.187	30.827	1:23.014	45:44.875	34	17:26:12	51.093	30.526	1:21.619	48:20.070
32	17:25:00	51.959	30.883	1:22.842	47:07.717	35	17:27:34	51.158	30.774	1:21.932	49:42.002
33	17:26:24	52.151	31.768	1:23.919	48:31.636	36	17:28:56	51.008	30.580	1:21.588	51:03.590
34	17:27:49	52.673	32.168	1:24.841	49:56.477	37	17:30:17	50.782	30.512	1:21.294	52:24.884
35	17:29:13	53.016	31.243	1:24.259	51:20.736	38	17:31:39	51.059	30.278	1:21.337	53:46.221
36	17:30:37	52.458	31.151	1:23.609	52:44.345	39	17:33:00	51.114	30.369	1:21.483	55:07.704
37	17:32:01	52.668	31.614	1:24.282	54:08.627	40	17:34:22	51.252	30.603	1:21.855	56:29.559
38	17:33:25	52.344	31.702	1:24.046	55:32.673	41	17:35:43	50.929	30.473	1:21.402	57:50.961
39	17:34:49	53.195	31.075	1:24.270	56:56.943	42	17:37:01	51.606	26.464	Pit In	59:09.031
40	17:36:13	52.078	31.352	1:23.430	58:20.373	<b>N° 36, PANCIATICI Nelson, Pos. 4</b>					
41	17:37:37	52.503	31.307	1:23.810	59:44.183	43	17:40:06	-	30.983	3:04.151	1:02:13.182
42	17:39:00	52.350	31.354	1:23.704	1:01:07.887	44	17:41:27	51.117	30.264	1:21.381	1:03:34.563
43	17:40:21	52.666	28.361	Pit In	1:02:28.914	45	17:42:48	51.246	29.924	1:21.170	1:04:55.733
<b>N° 36, STRAZZER Bruno, Pos. 4</b>						46	17:44:08	50.163	29.893	1:20.056	1:06:15.789
1	16:39:26	-	31.992	1:33.323	1:33.323	47	17:45:28	50.021	29.738	1:19.759	1:07:35.548
2	16:40:49	52.195	31.140	1:23.335	2:56.658	48	17:46:48	49.758	29.924	1:19.682	1:08:55.230
3	16:42:14	51.375	33.424	1:24.799	4:21.457	49	17:48:07	49.816	29.760	1:19.576	1:10:14.806
4	16:43:37	51.866	31.202	1:23.068	5:44.525	50	17:49:27	49.903	29.829	1:19.732	1:11:34.538
5	16:44:59	51.723	30.569	1:22.292	7:06.817	51	17:50:47	49.877	29.808	1:19.685	1:12:54.223
6	16:46:21	51.510	30.594	1:22.104	8:28.921						





# GT TOUR FFSA 2015-LEDENON

17-19 avril 2015

Championnat de France GT  
Course 1

Circuit de Ledenon (3.156 km)  
Tour par tour

NT	Heure	S1	S2	Tps. tour	Temps total	NT	Heure	S1	S2	Tps. tour	Temps total
N° 36, PANCIATICI Nelson, Pos. 4											
50	17:49:27	49.903	29.829	1:19.732	1:11:34.538						
51	17:50:47	49.877	29.808	1:19.685	1:12:54.223						
52	17:52:06	<b>49.683</b>	29.853	<b>1:19.536</b>	1:14:13.759						
53	17:53:26	49.820	30.024	1:19.844	1:15:33.603						
54	17:54:46	49.983	29.893	1:19.876	1:16:53.479						
55	17:56:07	50.474	30.357	1:20.831	1:18:14.310						
56	17:57:27	50.528	30.112	1:20.640	1:19:34.950						
57	17:58:47	49.956	29.882	1:19.838	1:20:54.788						
58	18:00:07	49.996	30.172	1:20.168	1:22:14.956						
59	18:01:28	50.439	30.043	1:20.482	1:23:35.438						
60	18:02:48	50.291	29.931	1:20.222	1:24:55.660						
61	18:04:08	50.177	29.962	1:20.139	1:26:15.799						
62	18:05:28	50.054	29.944	1:19.998	1:27:35.797						
63	18:06:48	50.179	30.027	1:20.206	1:28:56.003						
64	18:08:09	49.901	30.358	1:20.259	1:30:16.262						
65	18:09:29	50.327	30.220	1:20.547	1:31:36.809						

Départ : 16:37, Drapeau damier : 18:09