**RENAULT SPORT**  
**WORLD SERIES**  
by RENAULT**FORMULA  
RENAULT 3.5**  
SERIES**5**

# CIRCUITO DE JEREZ - WORLD SERIES by RENAULT TEST

## FORMULA RENAULT 3.5

### MARCH 5th - PM SESSION - RESULTS

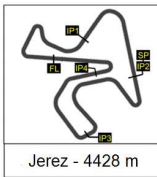
CONDICIONES ATMOSFERICAS: **Soleado**ESTADO DE LA PISTA: **Seca**

Ord.	Piloto	Licencia	Equipo	Marca	NV	VR	Tiempo	Gap	Intv	Promedio
1	11 Tio ELLINAS		CYP STRAKKA RACING	RENAULT 3.	18	18	<b>1:27.430</b>	----	----	<b>182,1</b>
2	4 Oliver ROWLAND		GBR FORTEC MOTORSPORTS	RENAULT 3.	23	22	<b>1:27.434</b>	0.004	0.004	<b>182,1</b>
3	3 Jazeman JAAFAR		MAL FORTEC MOTORSPORTS	RENAULT 3.	31	31	<b>1:27.732</b>	0.302	0.298	<b>181,5</b>
4	16 Beitske VISSER		NED AVF	RENAULT 3.	28	27	<b>1:27.925</b>	0.495	0.193	<b>181,1</b>
5	19 Pietro FANTIN		BRA INTERNATIONAL DRACO R	RENAULT 3.	19	16	<b>1:27.966</b>	0.536	0.041	<b>181,0</b>
6	10 Meindert VAN BUUREN		NED LOTUS	RENAULT 3.	24	23	<b>1:28.074</b>	0.644	0.108	<b>180,8</b>
7	40 Roberto MERHI		ESP PONS RACING	RENAULT 3.	14	14	<b>1:28.257</b>	0.827	0.183	<b>180,4</b>
8	5 Nicholas LATIFI		CAN ARDEN MOTORSPORT	RENAULT 3.	18	18	<b>1:28.328</b>	0.898	0.071	<b>180,3</b>
9	12 Gustav MALJA		SWE STRAKKA RACING	RENAULT 3.	30	27	<b>1:28.338</b>	0.908	0.010	<b>180,2</b>
10	1 Nyck DE VRIES		NED DAMS	RENAULT 3.	28	9	<b>1:28.460</b>	1.030	0.122	<b>180,0</b>
11	26 Tom DILLMANN		FRA JAGONYA AYAM WITH CAR	RENAULT 3.	23	23	<b>1:28.504</b>	1.074	0.044	<b>179,9</b>
12	39 Philo Paz Patrick ARMAND		INA PONS RACING	RENAULT 3.	24	18	<b>1:28.515</b>	1.085	0.011	<b>179,9</b>
13	15 Alfonso CELIS Jr		MEX AVF	RENAULT 3.	20	20	<b>1:28.638</b>	1.208	0.123	<b>179,6</b>
14	9 Matthieu VAXIVIERE		FRA LOTUS	RENAULT 3.	38	38	<b>1:28.778</b>	1.348	0.140	<b>179,4</b>
15	7 Facu REGALIA		ARG ZETA CORSE	RENAULT 3.	19	19	<b>1:28.844</b>	1.414	0.066	<b>179,2</b>
16	25 Sean GELAE		INA JAGONYA AYAM WITH CAR	RENAULT 3.	24	23	<b>1:28.965</b>	1.535	0.121	<b>179,0</b>
17	20 Bruno BONIFACIO		BRA INTERNATIONAL DRACO R	RENAULT 3.	24	20	<b>1:29.320</b>	1.890	0.355	<b>178,3</b>
18	6 Egor ORUDZHEV		RUS ARDEN MOTORSPORT	RENAULT 3.	17	3	<b>1:29.528</b>	2.098	0.208	<b>177,9</b>
19	18 Aurelien PANIS		FRA TECH 1 RACING	RENAULT 3.	27	22	<b>1:29.717</b>	2.287	0.189	<b>177,5</b>
20	17 Roy NISSANY		ISR TECH 1 RACING	RENAULT 3.	33	30	<b>1:30.229</b>	2.799	0.512	<b>176,5</b>
21	2 Dean STONEMAN		GBR DAMS	RENAULT 3.	20	12	<b>1:30.424</b>	2.994	0.195	<b>176,1</b>
22	8 Johnny CECOTTO Jr		VEN ZETA CORSE	RENAULT 3.	8	8	<b>1:31.169</b>	3.739	0.745	<b>174,7</b>

RESULTADOS PUBLICADOS A LAS 17:33 HORAS

CIRCUITO DE JEREZ, 5 DE MARZO DE 2015





RENAULT SPORT

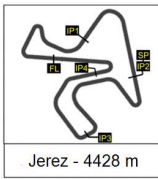


FORMULA  
RENAULT 3.5  
SERIES

6<sup>1</sup>

**CIRCUITO DE JEREZ - WORLD SERIES by RENAULT TEST**  
**FORMULA RENAULT 3.5**  
**MARCH 5th - PM SESSION - ANALYSIS**

Número	1		2		3		4		5		6		7		
Vta	Sector	Vuelta	Sector	Vuelta	Sector	Vuelta	Sector	Vuelta	Sector	Vuelta	Sector	Vuelta	Sector	Vuelta	
19	IP1	37.458	37.458	34.282	34.282	35.486	35.486	37.549	37.549	40.754	40.754			<b>33.736</b>	<b>33.736</b>
	IP2	28.340	1:05.798	25.740	1:00.022	25.151	1:00.637	26.553	1:04.102	26.005	1:06.759			<b>24.683</b>	<b>58.419</b>
	FL	5:03.99	PIT EXIT	31.083	<b>1:31.105</b>	32.517	<b>1:33.154</b>	9:18.05	PIT EXIT		-----			<b>30.425</b>	<b>1:28.844</b>
20	IP1	41.622	41.622	34.266	34.266	33.576	33.576	44.530	44.530					49.853	49.853
	IP2	28.242	1:09.864	25.601	59.867	24.805	58.381	27.694	1:12.224					34.842	1:24.695
	FL	14:53.9	PIT EXIT	<b>30.837</b>	<b>1:30.704</b>	30.431	<b>1:28.812</b>	32.579	<b>1:44.803</b>						-----
21	IP1	41.297	41.297	34.425	34.425	33.602	33.602	36.489	36.489						
	IP2	27.367	1:08.664			24.826	58.428	27.081	1:03.570						
	FL	31.435	<b>1:40.099</b>		-----	30.488	<b>1:28.916</b>	31.237	<b>1:34.807</b>						
22	IP1	35.965	35.965			34.602	34.602	33.450	33.450						
	IP2	26.901	1:02.866			25.440	1:00.042	<b>24.118</b>	57.568						
	FL	10:19.4	PIT EXIT			13:30.8	PIT EXIT	<b>29.866</b>	<b>1:27.434</b>						
23	IP1	42.797	42.797			44.036	44.036	36.443	36.443						
	IP2	26.464	1:09.261			27.834	1:11.870	27.160	1:03.603						
	FL	31.389	<b>1:40.650</b>			35.581	<b>1:47.451</b>	31.965	<b>1:35.568</b>						
24	IP1	34.615	34.615			35.881	35.881	<b>33.172</b>	<b>33.172</b>						
	IP2	25.292	59.907			27.900	1:03.781	24.221	<b>57.393</b>						
	FL	30.778	<b>1:30.685</b>			39.080	<b>1:42.861</b>		-----						
25	IP1	33.790	33.790			33.772	33.772								
	IP2	24.850	58.640			24.744	58.516								
	FL	30.525	<b>1:29.165</b>			30.325	<b>1:28.841</b>								
26	IP1	36.180	36.180			33.491	33.491								
	IP2	25.760	1:01.940			24.472	57.963								
	FL	31.688	<b>1:33.628</b>			30.470	<b>1:28.433</b>								
27	IP1	34.012	34.012			33.200	33.200								
	IP2	25.163	59.175			24.533	57.733								
	FL	16:22.0	PIT EXIT			30.465	<b>1:28.198</b>								
28	IP1	41.672	41.672			38.533	38.533								
	IP2	27.289	1:08.961			26.026	1:04.559								
	FL	34.888	<b>1:43.849</b>			12:42.3	PIT EXIT								
29	IP1					51.405	51.405								
	IP2					27.955	1:19.360								
	FL		-----			34.938	<b>1:54.298</b>								
30	IP1					37.954	37.954								
	IP2					26.745	1:04.699								
	FL					33.240	<b>1:37.939</b>								
31	IP1					33.395	33.395								
	IP2					<b>24.269</b>	57.664								
	FL					<b>30.068</b>	<b>1:27.732</b>								
32	IP1					<b>33.097</b>	<b>33.097</b>								
	IP2					32.034	1:05.131								
	FL						-----								
33	IP1														
	IP2														
	FL														
34	IP1														
	IP2														
	FL														
35	IP1														
	IP2														
	FL														
36	IP1														
	IP2														
	FL														



RENAULT SPORT

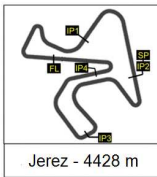


FORMULA  
RENAULT 3.5  
SERIES

6<sup>1</sup>

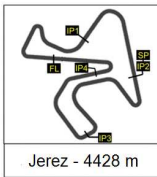
**CIRCUITO DE JEREZ - WORLD SERIES by RENAULT TEST  
FORMULA RENAULT 3.5  
MARCH 5th - PM SESSION - ANALYSIS**

Número		1		2		3		4		5		6		7	
Vta		Sector	Vuelta	Sector	Vuelta	Sector	Vuelta	Sector	Vuelta	Sector	Vuelta	Sector	Vuelta	Sector	Vuelta
37	IP1														
	IP2														
	FL														
38	IP1														
	IP2														
	FL														



# CIRCUITO DE JEREZ - WORLD SERIES by RENAULT TEST FORMULA RENAULT 3.5 MARCH 5th - PM SESSION - ANALYSIS

Número	8		9		10		11		12		15		16		
	Vta	Sector	Vuelta	Sector	Vuelta	Sector	Vuelta	Sector	Vuelta	Sector	Vuelta	Sector	Vuelta		
1	IP1	54.089	54.089	44.622	44.622	42.140	42.140	43.733	43.733	46.535	46.535	44.095	44.095	44.245	44.245
	IP2	33.280	1:27.369	28.800	1:13.422	27.343	1:09.483	29.173	1:12.906	28.677	1:15.212	26.770	1:10.865	28.243	1:12.488
	FL	38.664	<b>2:06.033</b>	32.908	<b>1:46.330</b>	32.043	<b>1:41.526</b>	33.969	<b>1:46.875</b>	35.602	<b>1:50.814</b>	31.957	<b>1:42.822</b>	32.712	<b>1:45.200</b>
2	IP1	44.858	44.858	34.981	34.981	34.239	34.239	36.484	36.484	39.322	39.322	34.531	34.531	35.424	35.424
	IP2	30.578	1:15.436	26.059	1:01.040	25.134	59.733	26.103	1:02.587	27.249	1:06.571	25.368	59.899	25.825	1:01.249
	FL	37.763	<b>1:53.199</b>	31.907	<b>1:32.947</b>	30.761	<b>1:30.134</b>	32.541	<b>1:35.128</b>	32.222	<b>1:38.793</b>	31.026	<b>1:30.925</b>	31.925	<b>1:33.174</b>
3	IP1	41.040	41.040	34.746	34.746	33.655	33.655	33.589	33.589	34.364	34.364	34.231	34.231	34.116	34.116
	IP2	30.664	1:11.704	25.993	1:00.739	45.015	1:18.670	24.860	58.449	24.970	59.334	25.330	59.561	25.038	59.154
	FL	33.661	<b>1:45.365</b>	31.456	<b>1:32.195</b>	38.208	<b>1:56.878</b>	30.505	<b>1:28.954</b>	30.929	<b>1:30.263</b>	30.811	<b>1:30.372</b>	30.893	<b>1:30.047</b>
4	IP1	35.093	35.093	34.399	34.399	35.122	35.122	33.715	33.715	33.991	33.991	34.175	34.175	34.043	34.043
	IP2	26.024	1:01.117	25.565	59.964	25.803	1:00.925	24.971	58.686	25.754	59.745	25.467	59.642	25.345	59.388
	FL	<b>31.254</b>	<b>1:32.371</b>	31.757	<b>1:31.721</b>	31.084	<b>1:32.009</b>	45.874	<b>1:44.560</b>	30.912	<b>1:30.657</b>	30.818	<b>1:30.460</b>	30.880	<b>1:30.268</b>
5	IP1	39.232	39.232	35.427	35.427	33.850	33.850	33.826	33.826	33.921	33.921	40.024	40.024	34.086	34.086
	IP2	31.457	1:10.689	25.854	1:01.281	25.113	58.963	25.261	59.087	24.973	58.894	27.016	1:07.040	25.222	59.308
	FL	15:39.4	<b>PIT EXIT</b>	31.775	<b>1:33.056</b>	30.883	<b>1:29.846</b>	30:57.9	<b>PIT EXIT</b>	30.766	<b>1:29.660</b>	33.260	<b>1:40.300</b>	31.043	<b>1:30.351</b>
6	IP1	48.486	48.486	34.465	34.465	33.869	33.869	42.217	42.217	38.248	38.248	34.116	34.116	34.680	34.680
	IP2	28.832	1:17.318	26.436	1:00.901	24.988	58.857	27.731	1:09.948	28.938	1:07.186	25.505	59.621	25.802	1:00.482
	FL	32.881	<b>1:50.199</b>	11:51.6	<b>PIT EXIT</b>	30.808	<b>1:29.665</b>	33.876	<b>1:43.824</b>	9:53.77	<b>PIT EXIT</b>	31.114	<b>1:30.735</b>	31.229	<b>1:31.711</b>
7	IP1	35.252	35.252	45.707	45.707	35.106	35.106	36.532	36.532	47.146	47.146	35.675	35.675	34.454	34.454
	IP2	29.094	1:04.346	30.337	1:16.044	26.064	1:01.170	26.530	1:03.062	29.857	1:17.003	27.837	1:03.512	25.763	1:00.217
	FL	32.710	<b>1:37.056</b>	33.592	<b>1:49.636</b>	40:01.5	<b>PIT EXIT</b>	31.890	<b>1:34.952</b>	33.022	<b>1:50.025</b>	22:41.0	<b>PIT EXIT</b>	31.475	<b>1:31.692</b>
8	IP1	<b>34.377</b>	<b>34.377</b>	36.456	36.456	39.804	39.804	35.379	35.379	39.175	39.175	42.043	42.043	38.495	38.495
	IP2	<b>25.296</b>	<b>59.673</b>	26.512	1:02.968	26.405	1:06.209	26.353	1:01.732	27.845	1:07.020	28.949	1:10.992	35.567	1:14.062
	FL	31.496	<b>1:31.169</b>	31.907	<b>1:34.875</b>	32.429	<b>1:38.638</b>	5:13.98	<b>PIT EXIT</b>	31.610	<b>1:38.630</b>	32.929	<b>1:43.921</b>	32:33.2	<b>PIT EXIT</b>
9	IP1	36.334	36.334	34.729	34.729	34.131	34.131	1:38.91	1:38.918	33.634	33.634	41.480	41.480	44.330	44.330
	IP2	25.702	1:02.036	25.737	1:00.466	25.443	59.574	46.570	2:25.488	24.844	58.478	27.314	1:08.794	28.328	1:12.658
	FL		-----	31.415	<b>1:31.881</b>	31.076	<b>1:30.650</b>	1:48:44	<b>PIT EXIT</b>	30.333	<b>1:28.811</b>	31.204	<b>1:39.998</b>	33.180	<b>1:45.838</b>
10	IP1			34.608	34.608	33.889	33.889	46.071	46.071	39.708	39.708	34.218	34.218	36.616	36.616
	IP2			25.569	1:00.177	25.107	58.996	28.407	1:14.478	29.647	1:09.355	25.249	59.467	26.401	1:03.017
	FL			31.191	<b>1:31.368</b>	30.732	<b>1:29.728</b>	5:15.59	<b>PIT EXIT</b>	31.561	<b>1:40.916</b>	30.701	<b>1:30.168</b>	32.240	<b>1:35.257</b>
11	IP1			34.450	34.450	33.563	33.563	42.113	42.113	34.018	34.018	36.469	36.469	34.287	34.287
	IP2			25.715	1:00.165	24.944	58.507	27.236	1:09.349	25.777	59.795	26.742	1:03.211	25.281	59.568
	FL			31.286	<b>1:31.451</b>	30.995	<b>1:29.502</b>	35.549	<b>1:44.898</b>	20:59.9	<b>PIT EXIT</b>	33.055	<b>1:36.266</b>	30.993	<b>1:30.561</b>
12	IP1			34.334	34.334	34.097	34.097	36.256	36.256	45.509	45.509	34.249	34.249	34.107	34.107
	IP2			25.523	59.857	25.028	59.125	26.732	1:02.988	28.273	1:13.782	25.252	59.501	25.313	59.420
	FL			31.068	<b>1:30.925</b>	30.943	<b>1:30.068</b>	35.237	<b>1:38.225</b>	33.538	<b>1:47.320</b>	30.740	<b>1:30.241</b>	31.058	<b>1:30.478</b>
13	IP1			34.946	34.946	33.656	33.656	33.742	33.742	37.989	37.989	34.029	34.029	34.036	34.036
	IP2			26.306	1:01.252	25.148	58.804	24.597	58.339	27.299	1:05.288	25.331	59.360	25.108	59.144
	FL			57:30.8	<b>PIT EXIT</b>	30.770	<b>1:29.574</b>	30.660	<b>1:28.999</b>	31.948	<b>1:37.236</b>	30.831	<b>1:30.191</b>	30.911	<b>1:30.055</b>
14	IP1			47.053	47.053	35.214	35.214	33.569	33.569	36.817	36.817	36.147	36.147	34.662	34.662
	IP2			28.925	1:15.978	25.976	1:01.190	24.512	58.081	35.638	1:12.455			26.202	1:00.864
	FL			33.457	<b>1:49.435</b>	13:35.3	<b>PIT EXIT</b>	30.569	<b>1:28.650</b>	16:19.7	<b>PIT EXIT</b>	2:09:04	<b>PIT EXIT</b>	9:31.92	<b>PIT EXIT</b>
15	IP1			36.338	36.338	45.311	45.311	40.938	40.938	41.689	41.689	58.609	58.609	44.820	44.820
	IP2			27.195	1:03.533	28.311	1:13.622	29.884	1:10.822	28.600	1:10.289	31.156	1:29.765	28.959	1:13.779
	FL			50.632	<b>PIT EXIT</b>	35.687	<b>1:49.309</b>	9:26.10	<b>PIT EXIT</b>	33.467	<b>1:43.756</b>	33.992	<b>2:03.757</b>	34.531	<b>1:48.310</b>
16	IP1			57.792	57.792	33.745	33.745	45.622	45.622	36.930	36.930	35.860	35.860	35.399	35.399
	IP2			26.873	1:24.665	26.822	1:00.567	29.137	1:14.759	27.353	1:04.283	25.535	1:01.395	26.397	1:01.796
	FL			32.546	<b>1:57.211</b>	43.572	<b>1:44.139</b>	7:41.81	<b>PIT EXIT</b>	32.279	<b>1:36.562</b>	32.042	<b>1:33.437</b>	42.987	<b>1:44.783</b>
17	IP1			35.549	35.549	33.458	33.458	39.331	39.331	34.967	34.967	58.067	58.067	33.660	33.660
	IP2			26.499	1:02.048	24.666	58.124	25.674	1:05.005	25.772	1:00.739	31.885	1:29.952	24.596	58.256
	FL			48.934	<b>PIT EXIT</b>	30.300	<b>1:28.424</b>	31.269	<b>1:36.274</b>	31.533	<b>1:32.272</b>	35.302	<b>2:05.254</b>	30.248	<b>1:28.504</b>
18	IP1			53.483	53.483	33.516	33.516	<b>33.327</b>	<b>33.327</b>	34.429	34.429	33.948	33.948	43.860	43.860
	IP2			26.475	1:19.958	24.531	58.047	<b>24.213</b>	<b>57.540</b>	25.627	1:00.056	30.229	1:04.177	40.201	1:24.061
	FL			32.318	<b>1:52.276</b>	30.472	<b>1:28.519</b>	<b>29.890</b>	<b>1:27.430</b>	31.370	<b>1:31.426</b>	7:29.32	<b>PIT EXIT</b>	51:15.7	<b>PIT EXIT</b>



RENAULT SPORT

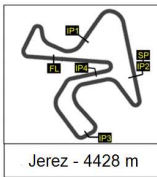


FORMULA RENAULT 3.5 SERIES

2  
6

**CIRCUITO DE JEREZ - WORLD SERIES by RENAULT TEST**  
**FORMULA RENAULT 3.5**  
**MARCH 5th - PM SESSION - ANALYSIS**

Número	8		9		10		11		12		15		16		
	Vta	Sector	Vuelta	Sector	Vuelta	Sector	Vuelta	Sector	Vuelta	Sector	Vuelta	Sector	Vuelta		
19	IP1			35.608	35.608	33.478	33.478	39.924	39.924	38.857	38.857	40.046	40.046	48.770	48.770
	IP2			26.554	1:02.162	24.578	58.056	25.688	1:05.612	28.428	1:07.285	26.593	1:06.639	33.897	1:22.667
	FL			1:00.81	<b>PIT EXIT</b>	30.598	<b>1:28.654</b>		-----	32.142	<b>1:39.427</b>	31.554	<b>1:38.193</b>	38.090	<b>2:00.757</b>
20	IP1			53.454	53.454	38.427	38.427			34.446	34.446	<b>33.594</b>	<b>33.594</b>	36.305	36.305
	IP2			26.593	1:20.047	27.986	1:06.413			25.869	1:00.315	<b>24.511</b>	<b>58.105</b>	26.050	1:02.355
	FL			32.404	<b>1:52.451</b>	10:48.5	<b>PIT EXIT</b>			1:03:52	<b>PIT EXIT</b>	<b>30.533</b>	<b>1:28.638</b>	31.391	<b>1:33.746</b>
21	IP1			35.823	35.823	48.293	48.293			44.376	44.376	43.883	43.883	33.620	33.620
	IP2			27.723	1:03.546	28.703	1:16.996			27.534	1:11.910	34.787	1:18.670	24.789	58.409
	FL			49.306	<b>PIT EXIT</b>	35.741	<b>1:52.737</b>			33.575	<b>1:45.485</b>		-----	30.635	<b>1:29.044</b>
22	IP1					34.062	34.062			40.039	40.039			40.958	40.958
	IP2					32.699	1:06.761			26.625	1:06.664			26.781	1:07.739
	FL			52.927		33.880	<b>1:40.641</b>			33.647	<b>1:40.311</b>			32.555	<b>1:40.294</b>
23	IP1			26.495	<b>26.495</b>	<b>33.416</b>	<b>33.416</b>			34.051	34.051			33.620	33.620
	IP2			40:28.4	<b>PIT EXIT</b>	<b>24.491</b>	<b>57.907</b>			24.857	58.908			24.740	58.360
	FL					<b>30.167</b>	<b>1:28.074</b>			30.706	<b>1:29.614</b>			30.774	<b>1:29.134</b>
24	IP1			46.519	46.519	38.099	38.099			33.868	33.868			36.047	36.047
	IP2			28.573	1:15.092	24.926	1:03.025			25.055	58.923			25.891	1:01.938
	FL			32.671	<b>1:47.763</b>	30.867	<b>1:33.892</b>			26:02.1	<b>PIT EXIT</b>			8:39.19	<b>PIT EXIT</b>
25	IP1			35.363	35.363	33.591	33.591			46.144	46.144			46.464	46.464
	IP2			26.062	1:01.425	24.565	58.156			28.948	1:15.092			28.814	1:15.278
	FL			31.749	<b>1:33.174</b>		-----			33.965	<b>1:49.057</b>			34.441	<b>1:49.719</b>
26	IP1			34.496	34.496					37.548	37.548			36.263	36.263
	IP2			25.841	1:00.337					26.616	1:04.164			25.734	1:01.997
	FL			31.463	<b>1:31.800</b>					31.274	<b>1:35.438</b>			31.589	<b>1:33.586</b>
27	IP1			35.758	35.758					33.721	33.721			33.526	33.526
	IP2			25.810	1:01.568					<b>24.355</b>	58.076			<b>24.337</b>	<b>57.863</b>
	FL			31.542	<b>1:33.110</b>					<b>30.262</b>	<b>1:28.338</b>			<b>30.062</b>	<b>1:27.925</b>
28	IP1			34.523	34.523					43.442	43.442			<b>33.511</b>	<b>33.511</b>
	IP2			25.759	1:00.282					32.429	1:15.871			27.994	1:01.505
	FL			31.493	<b>1:31.775</b>					33.734	<b>1:49.605</b>			36.707	<b>1:38.212</b>
29	IP1			36.632	36.632					<b>33.270</b>	<b>33.270</b>			35.449	35.449
	IP2			26.836	1:03.468					24.568	<b>57.838</b>			34.094	1:09.543
	FL			11:40.9	<b>PIT EXIT</b>					12:55.0	<b>PIT EXIT</b>				-----
30	IP1			45.014	45.014					1:09.91	1:09.915				
	IP2			28.065	1:13.079					27.142	1:37.057				
	FL			33.049	<b>1:46.128</b>					51.117	<b>PIT EXIT</b>				
31	IP1			35.809	35.809					1:14.63	1:14.633				
	IP2			26.271	1:02.080					28.547	1:43.180				
	FL			33.971	<b>1:36.051</b>						-----				
32	IP1			34.586	34.586										
	IP2			25.606	1:00.192										
	FL			31.224	<b>1:31.416</b>										
33	IP1			34.128	34.128										
	IP2			25.332	59.460										
	FL			30.950	<b>1:30.410</b>										
34	IP1			33.798	33.798										
	IP2			25.239	59.037										
	FL			31.072	<b>1:30.109</b>										
35	IP1			34.160	34.160										
	IP2			26.972	1:01.132										
	FL			7:00.49	<b>PIT EXIT</b>										
36	IP1			44.962	44.962										
	IP2			28.292	1:13.254										
	FL			33.335	<b>1:46.589</b>										



RENAULT SPORT



FORMULA  
RENAULT 3.5  
SERIES

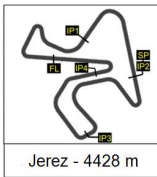
6<sup>2</sup>

**CIRCUITO DE JEREZ - WORLD SERIES by RENAULT TEST  
FORMULA RENAULT 3.5  
MARCH 5th - PM SESSION - ANALYSIS**

Número	8		9		10		11		12		15		16	
Vta	Sector	Vuelta	Sector	Vuelta	Sector	Vuelta	Sector	Vuelta	Sector	Vuelta	Sector	Vuelta	Sector	Vuelta
37	IP1		36.078	36.078										
	IP2		26.084	1:02.162										
	FL		31.480	<b>1:33.642</b>										
38	IP1		33.691	33.691										
	IP2		<b>24.690</b>	58.381										
	FL		<b>30.397</b>	<b>1:28.778</b>										







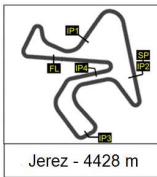
RENAULT SPORT



3  
**6**

## CIRCUITO DE JEREZ - WORLD SERIES by RENAULT TEST FORMULA RENAULT 3.5 MARCH 5th - PM SESSION - ANALYSIS

Número	17		18		19		20		25		26		39		
Vta	Sector	Vuelta	Sector	Vuelta	Sector	Vuelta	Sector	Vuelta	Sector	Vuelta	Sector	Vuelta	Sector	Vuelta	
19	IP1		42.392	42.392	37.822	37.822	39.769	39.769	34.207	34.207	37.602	37.602	34.580	34.580	
	IP2	1:18.25	1:18.250	26.871	1:09.263	25.673	1:03.495	27.333	1:07.102	25.298	59.505	25.878	1:03.480	25.193	59.773
	FL	33.621	1:51.871	32.874	1:42.137	32.208	1:35.703	31.030	1:38.132	30.815	1:30.320	30.741	1:34.221	9:15.39	PIT EXIT
20	IP1		35.007	35.007	33.718	33.718	33.980	33.980	33.670	33.670	35.045	35.045	47.108	47.108	
	IP2		27.892	1:02.899	<u>24.474</u>	58.192	<u>24.748</u>	<u>58.728</u>	24.789	<u>58.459</u>	26.676	1:01.721	28.886	1:15.994	
	FL	1:35.85	1:35.856	33.528	1:36.427			30.592	1:29.320	30.769	1:29.228	34.664	1:36.385	32.766	1:48.760
21	IP1		34.268	34.268			35.719	35.719	33.806	33.806	33.534	33.534	35.944	35.944	
	IP2	25.316	<u>25.316</u>	29.159	1:03.427			25.470	1:01.189	<u>24.730</u>	58.536	24.774	58.308	25.730	1:01.674
	FL	31.241	1:30.571	34.341	1:37.768			7:26.03	PIT EXIT	30.648	1:29.184	<u>30.290</u>	1:28.598	34.116	1:35.790
22	IP1		<u>33.817</u>	<u>33.817</u>			49.216	49.216	<u>33.570</u>	<u>33.570</u>	36.712	36.712	36.001	36.001	
	IP2	25.464	25.464	24.873	<u>58.690</u>			30.550	1:19.766	24.926	58.496	26.939	1:03.651	25.536	1:01.537
	FL	<u>30.959</u>	1:30.620	31.027	1:29.717			35.826	1:55.592	30.804	1:29.300	33.029	1:36.680	30.376	1:31.913
23	IP1	39.342	39.342	39.698	39.698			38.236	38.236	33.688	33.688	<u>33.479</u>	<u>33.479</u>	33.668	33.668
	IP2			31.552	1:11.250			27.264	1:05.500	24.786	58.474	<u>24.674</u>	<u>58.153</u>	24.481	58.149
	FL	1:02.36	1:41.706	34.917	1:46.167			31.800	1:37.300	<u>30.491</u>	1:28.965	30.351	1:28.504	30.394	1:28.543
24	IP1	59.315	59.315	34.068	34.068			35.982	35.982	38.392	38.392	36.851	36.851	33.847	33.847
	IP2	31.279	1:30.594	25.019	59.087			26.148	1:02.130	33.349	1:11.741	26.656	1:03.507	<u>24.474</u>	58.321
	FL			16:06.5	PIT EXIT			33.146	1:35.276	35.549	1:47.290			30.895	1:29.216
25	IP1	<u>33.999</u>	<u>33.999</u>	49.846	49.846			<u>33.647</u>	<u>33.647</u>	36.609	36.609			39.638	39.638
	IP2	<u>25.296</u>	59.295	28.075	1:17.921			35.507	1:09.154	26.983	1:03.592			26.675	1:06.313
	FL	31.070	1:30.365	32.686	1:50.607										
26	IP1	35.257	35.257	36.556	36.556										
	IP2	26.675	1:01.932	32.983	1:09.539										
	FL	54:35.3	PIT EXIT	7:55.64	PIT EXIT										
27	IP1			40.554	40.554										
	IP2			26.772	1:07.326										
	FL	1:36.98	1:36.989	32.637	1:39.963										
28	IP1			34.401	34.401										
	IP2			<u>24.851</u>	59.252										
	FL	1:30.42	1:30.422												
29	IP1														
	IP2														
	FL	1:31.37	1:31.379												
30	IP1														
	IP2														
	FL	1:30.22	1:30.229												
31	IP1														
	IP2														
	FL	1:45.13	1:45.134												
32	IP1														
	IP2														
	FL	15:01.3	PIT EXIT												
33	IP1														
	IP2														
	FL	1:38.52	1:38.520												
34	IP1														
	IP2														
	FL														
35	IP1														
	IP2														
	FL														
36	IP1														
	IP2														
	FL														



RENAULT SPORT

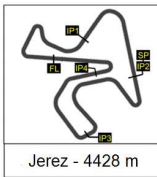


FORMULA  
RENAULT 3.5  
SERIES

6<sup>3</sup>

**CIRCUITO DE JEREZ - WORLD SERIES by RENAULT TEST  
FORMULA RENAULT 3.5  
MARCH 5th - PM SESSION - ANALYSIS**

Número	17		18		19		20		25		26		39	
Vta	Sector	Vuelta	Sector	Vuelta	Sector	Vuelta	Sector	Vuelta	Sector	Vuelta	Sector	Vuelta	Sector	Vuelta
37	IP1													
	IP2													
	FL													
38	IP1													
	IP2													
	FL													



Jerez - 4428 m

RENAULT SPORT

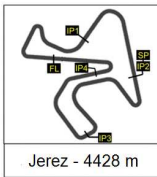


FORMULA RENAULT 3.5 SERIES

6<sup>4</sup>

## CIRCUITO DE JEREZ - WORLD SERIES by RENAULT TEST FORMULA RENAULT 3.5 MARCH 5th - PM SESSION - ANALYSIS

Número	40		0		0		0		0		0		0	
Vta	Sector	Vuelta	Sector	Vuelta	Sector	Vuelta	Sector	Vuelta	Sector	Vuelta	Sector	Vuelta	Sector	Vuelta
1	IP1	41.613	41.613											
	IP2	27.758	1:09.371											
	FL	32.152	1:41.523											
2	IP1	35.257	35.257											
	IP2	25.724	1:00.981											
	FL	31.779	1:32.760											
3	IP1	34.308	34.308											
	IP2	25.410	59.718											
	FL	30.767	1:30.485											
4	IP1	34.112	34.112											
	IP2	25.122	59.234											
	FL	30.769	1:30.003											
5	IP1	34.298	34.298											
	IP2	26.132	1:00.430											
	FL	17:17.2	PIT EXIT											
6	IP1	43.404	43.404											
	IP2	26.295	1:09.699											
	FL	31.877	1:41.576											
7	IP1	36.970	36.970											
	IP2	26.267	1:03.237											
	FL	31.977	1:35.214											
8	IP1	34.303	34.303											
	IP2	24.919	59.222											
	FL	30.779	1:30.001											
9	IP1	40.714	40.714											
	IP2	29.401	1:10.115											
	FL	36.438	1:46.553											
10	IP1	34.297	34.297											
	IP2	27.422	1:01.719											
	FL	17:32.2	PIT EXIT											
11	IP1	40.791	40.791											
	IP2	25.451	1:06.242											
	FL	32.635	1:38.877											
12	IP1	33.615	33.615											
	IP2	27.861	1:01.476											
	FL	7:57.14	PIT EXIT											
13	IP1	37.003	37.003											
	IP2	25.598	1:02.601											
	FL	33.799	1:36.400											
14	IP1	<b>33.596</b>	<b>33.596</b>											
	IP2	<b>24.388</b>	<b>57.984</b>											
	FL	<b>30.273</b>	<b>1:28.257</b>											
15	IP1	48.317	48.317											
	IP2	33.318	1:21.635											
	FL		-----											
16	IP1													
	IP2													
	FL													
17	IP1													
	IP2													
	FL													
18	IP1													
	IP2													
	FL													



RENAULT SPORT

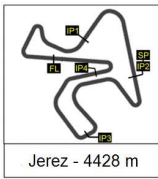


FORMULA  
RENAULT 3.5  
SERIES

6<sup>4</sup>

**CIRCUITO DE JEREZ - WORLD SERIES by RENAULT TEST**  
**FORMULA RENAULT 3.5**  
**MARCH 5th - PM SESSION - ANALYSIS**

Número	40		0		0		0		0		0		0	
Vta	Sector	Vuelta	Sector	Vuelta	Sector	Vuelta	Sector	Vuelta	Sector	Vuelta	Sector	Vuelta	Sector	Vuelta
19	IP1													
	IP2													
	FL													
20	IP1													
	IP2													
	FL													
21	IP1													
	IP2													
	FL													
22	IP1													
	IP2													
	FL													
23	IP1													
	IP2													
	FL													
24	IP1													
	IP2													
	FL													
25	IP1													
	IP2													
	FL													
26	IP1													
	IP2													
	FL													
27	IP1													
	IP2													
	FL													
28	IP1													
	IP2													
	FL													
29	IP1													
	IP2													
	FL													
30	IP1													
	IP2													
	FL													
31	IP1													
	IP2													
	FL													
32	IP1													
	IP2													
	FL													
33	IP1													
	IP2													
	FL													
34	IP1													
	IP2													
	FL													
35	IP1													
	IP2													
	FL													
36	IP1													
	IP2													
	FL													



RENAULT SPORT

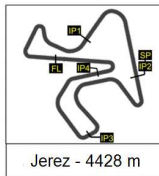


FORMULA  
RENAULT 3.5  
SERIES

6<sup>4</sup>

**CIRCUITO DE JEREZ - WORLD SERIES by RENAULT TEST  
FORMULA RENAULT 3.5  
MARCH 5th - PM SESSION - ANALYSIS**

Número	40		0		0		0		0		0		0	
Vta	Sector	Vuelta	Sector	Vuelta	Sector	Vuelta	Sector	Vuelta	Sector	Vuelta	Sector	Vuelta	Sector	Vuelta
37	IP1													
	IP2													
	FL													
38	IP1													
	IP2													
	FL													



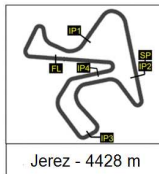
RENAULT SPORT

FORMULA  
RENAULT 3.5  
SERIES

7

**CIRCUITO DE JEREZ - WORLD SERIES by RENAULT TEST**  
**FORMULA RENAULT 3.5**  
**MARCH 5th - PM SESSION - 40 BEST LAPS**

Dorsal	Piloto	Nat	Equipo	Maq.	Hora	Vuelta	Tiempo
11	Tio ELLINAS	CYP	STRAKKA RACING	RENAULT 3	17:30:12	18	1:27.430
4	Oliver ROWLAND	GBR	FORTEC MOTORSPORTS	RENAULT 3	17:16:12	22	1:27.434
3	Jazeman JAAFAR	MAL	FORTEC MOTORSPORTS	RENAULT 3	17:18:36	31	1:27.732
16	Beitske VISSER	NED	AVF	RENAULT 3	17:17:16	27	1:27.925
19	Pietro FANTIN	BRA	INTERNATIONAL DRACO RACIN	RENAULT 3	17:17:28	16	1:27.966
10	Meindert VAN BUUREN	NED	LOTUS	RENAULT 3	17:16:42	23	1:28.074
3	Jazeman JAAFAR	MAL	FORTEC MOTORSPORTS	RENAULT 3	16:59:49	27	1:28.198
40	Roberto MERHI	ESP	PONS RACING	RENAULT 3	17:30:06	14	1:28.257
5	Nicholas LATIFI	CAN	ARDEN MOTORSPORT	RENAULT 3	17:17:51	18	1:28.328
12	Gustav MALJA	SWE	STRAKKA RACING	RENAULT 3	17:11:54	27	1:28.338
10	Meindert VAN BUUREN	NED	LOTUS	RENAULT 3	16:56:48	17	1:28.424
3	Jazeman JAAFAR	MAL	FORTEC MOTORSPORTS	RENAULT 3	16:58:21	26	1:28.433
1	Nyck DE VRIES	NED	DAMS	RENAULT 3	14:58:23	9	1:28.460
4	Oliver ROWLAND	GBR	FORTEC MOTORSPORTS	RENAULT 3	16:57:56	16	1:28.498
16	Beitske VISSER	NED	AVF	RENAULT 3	16:01:51	17	1:28.504
26	Tom DILLMANN	FRA	JAGONYA AYAM WITH CARLIN	RENAULT 3	17:18:03	23	1:28.504
39	Philo Paz Patrick ARMAND	INA	PONS RACING	RENAULT 3	16:59:43	18	1:28.515
10	Meindert VAN BUUREN	NED	LOTUS	RENAULT 3	16:58:17	18	1:28.519
39	Philo Paz Patrick ARMAND	INA	PONS RACING	RENAULT 3	17:16:24	23	1:28.543
26	Tom DILLMANN	FRA	JAGONYA AYAM WITH CARLIN	RENAULT 3	17:14:58	21	1:28.598
15	Alfonso CELIS Jr	MEX	AVF	RENAULT 3	17:30:25	20	1:28.638
11	Tio ELLINAS	CYP	STRAKKA RACING	RENAULT 3	17:07:34	14	1:28.650
10	Meindert VAN BUUREN	NED	LOTUS	RENAULT 3	16:59:46	19	1:28.654
39	Philo Paz Patrick ARMAND	INA	PONS RACING	RENAULT 3	16:58:15	17	1:28.775
9	Matthieu VAXIVIERE	FRA	LOTUS	RENAULT 3	17:12:48	38	1:28.778
12	Gustav MALJA	SWE	STRAKKA RACING	RENAULT 3	14:37:30	9	1:28.811
3	Jazeman JAAFAR	MAL	FORTEC MOTORSPORTS	RENAULT 3	16:35:53	20	1:28.812
3	Jazeman JAAFAR	MAL	FORTEC MOTORSPORTS	RENAULT 3	16:56:52	25	1:28.841
7	Facu REGALIA	ARG	ZETA CORSE	RENAULT 3	17:30:50	19	1:28.844
4	Oliver ROWLAND	GBR	FORTEC MOTORSPORTS	RENAULT 3	17:01:03	18	1:28.850
1	Nyck DE VRIES	NED	DAMS	RENAULT 3	14:59:51	10	1:28.890
3	Jazeman JAAFAR	MAL	FORTEC MOTORSPORTS	RENAULT 3	16:37:22	21	1:28.916
11	Tio ELLINAS	CYP	STRAKKA RACING	RENAULT 3	14:20:18	3	1:28.954
25	Sean GELAE	INA	JAGONYA AYAM WITH CARLIN	RENAULT 3	17:17:20	23	1:28.965
11	Tio ELLINAS	CYP	STRAKKA RACING	RENAULT 3	17:06:06	13	1:28.999
16	Beitske VISSER	NED	AVF	RENAULT 3	16:59:34	21	1:29.044
19	Pietro FANTIN	BRA	INTERNATIONAL DRACO RACIN	RENAULT 3	17:00:46	12	1:29.076
16	Beitske VISSER	NED	AVF	RENAULT 3	17:02:44	23	1:29.134
1	Nyck DE VRIES	NED	DAMS	RENAULT 3	17:08:28	25	1:29.165
25	Sean GELAE	INA	JAGONYA AYAM WITH CARLIN	RENAULT 3	17:14:22	21	1:29.184



RENAULT SPORT

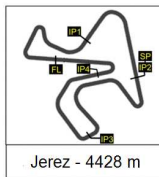

  
**WORLD SERIES**  
 by RENAULT

**FORMULA**  
**RENAULT** **3.5**  
 SERIES

8

**CIRCUITO DE JEREZ - WORLD SERIES by RENAULT TEST**  
**FORMULA RENAULT 3.5**  
**MARCH 5th - PM SESSION - TOP FIVE LAPS**

Piloto	Nat	Equipo	Top Five Laps						
11	Tio	ELLINAS	CYP	STRAKKA RACING	<b>1:27.430</b>	1:28.650	1:28.954	1:28.999	1:34.952
4	Oliver	ROWLAND	GBR	FORTEC MOTORSPORTS	<b>1:27.434</b>	1:28.498	1:28.850	1:29.715	1:34.807
3	Jazeman	JAAFAR	MAL	FORTEC MOTORSPORTS	<b>1:27.732</b>	1:28.198	1:28.433	1:28.812	1:28.841
16	Beitske	VISSER	NED	AVF	<b>1:27.925</b>	1:28.504	1:29.044	1:29.134	1:30.047
19	Pietro	FANTIN	BRA	INTERNATIONAL DRACO RACING	<b>1:27.966</b>	1:29.076	1:29.205	1:30.729	1:32.163
10	Meindert	VAN BUUREN	NED	LOTUS	<b>1:28.074</b>	1:28.424	1:28.519	1:28.654	1:29.502
40	Roberto	MERHI	ESP	PONS RACING	<b>1:28.257</b>	1:30.001	1:30.003	1:30.485	1:32.760
5	Nicholas	LATIFI	CAN	ARDEN MOTORSPORT	<b>1:28.328</b>	1:29.189	1:31.401	1:31.753	1:31.798
12	Gustav	MALJA	SWE	STRAKKA RACING	<b>1:28.338</b>	1:28.811	1:29.614	1:29.660	1:30.263
1	Nyck	DE VRIES	NED	DAMS	<b>1:28.460</b>	1:28.890	1:29.165	1:29.326	1:29.837
26	Tom	DILLMANN	FRA	JAGONYA AYAM WITH CARLIN	<b>1:28.504</b>	1:28.598	1:29.430	1:29.821	1:29.877
39	Philo Paz Patrick	ARMAN	INA	PONS RACING	<b>1:28.515</b>	1:28.543	1:28.775	1:29.216	1:29.946
15	Alfonso	CELIS Jr	MEX	AVF	<b>1:28.638</b>	1:30.168	1:30.191	1:30.241	1:30.372
9	Matthieu	VAXIVIERE	FRA	LOTUS	<b>1:28.778</b>	1:30.109	1:30.410	1:30.925	1:31.368
7	Facu	REGALIA	ARG	ZETA CORSE	<b>1:28.844</b>	1:29.843	1:31.154	1:31.189	1:34.820
25	Sean	GELAEL	INA	JAGONYA AYAM WITH CARLIN	<b>1:28.965</b>	1:29.184	1:29.228	1:29.300	1:30.320
20	Bruno	BONIFACIO	BRA	INTERNATIONAL DRACO RACING	<b>1:29.320</b>	1:29.447	1:29.478	1:31.118	1:31.512
6	Egor	ORUDZHEV	RUS	ARDEN MOTORSPORT	<b>1:29.528</b>	1:29.711	1:29.842	1:30.888	1:30.942
18	Aurelien	PANIS	FRA	TECH 1 RACING	<b>1:29.717</b>	1:29.960	1:30.042	1:30.672	1:30.997
17	Roy	NISSANY	ISR	TECH 1 RACING	<b>1:30.229</b>	1:30.365	1:30.422	1:30.571	1:30.594
2	Dean	STONEMAN	GBR	DAMS	<b>1:30.424</b>	1:30.526	1:30.552	1:30.591	1:30.677
8	Johnny	CECOTTO Jr	VEN	ZETA CORSE	<b>1:31.169</b>	1:32.371	1:37.056	1:45.365	1:50.199



RENAULT SPORT



FORMULA  
RENAULT 3.5  
SERIES

9

## CIRCUITO DE JEREZ - WORLD SERIES by RENAULT TEST FORMULA RENAULT 3.5 MARCH 5th - COMBINED RESULTS

Ord. Piloto	Equipo	Marca	Neum <u>NVT</u>	Sesion 1			Sesion 2			Mejor Tiempo	
				VR	NV	Tiempo	VR	NV	Tiempo		
1	11 Tio ELLINAS	STRAKKA RACING	RENAULT	59	26	41	1:27.994	18	18	<b>1:27.430</b>	1:27.430
2	4 Oliver ROWLAND	FORTEC MOTORSPORTS	RENAULT	60	12	37	1:28.473	22	23	<b>1:27.434</b>	1:27.434
3	40 Roberto MERHI	PONS RACING	RENAULT	54	17	40	<b>1:27.579</b>	14	14	1:28.257	1:27.579
4	3 Jazeman JAAFAR	FORTEC MOTORSPORTS	RENAULT	60	17	29	1:28.205	31	31	<b>1:27.732</b>	1:27.732
5	16 Beitske VISSER	AVF	RENAULT	73	11	45	1:29.278	27	28	<b>1:27.925</b>	1:27.925
6	19 Pietro FANTIN	INTERNATIONAL DRACO RACING	RENAULT	42	21	23	1:28.165	16	19	<b>1:27.966</b>	1:27.966
7	10 Meindert VAN BUUREN	LOTUS	RENAULT	51	8	27	1:29.457	23	24	<b>1:28.074</b>	1:28.074
8	2 Dean STONEMAN	DAMS	RENAULT	51	30	31	<b>1:28.105</b>	12	20	1:30.424	1:28.105
9	5 Nicholas LATIFI	ARDEN MOTORSPORT	RENAULT	57	32	39	<b>1:28.250</b>	18	18	1:28.328	1:28.250
10	12 Gustav MALJA	STRAKKA RACING	RENAULT	46	13	16	1:28.870	27	30	<b>1:28.338</b>	1:28.338
11	1 Nyck DE VRIES	DAMS	RENAULT	41	13	13	1:29.788	9	28	<b>1:28.460</b>	1:28.460
12	6 Egor ORUDZHEV	ARDEN MOTORSPORT	RENAULT	58	36	41	<b>1:28.470</b>	3	17	1:29.528	1:28.470
13	26 Tom DILLMANN	JAGONYA AYAM WITH CARLIN	RENAULT	41	13	18	1:30.174	23	23	<b>1:28.504</b>	1:28.504
14	39 Philo Paz Patrick ARMAND	PONS RACING	RENAULT	59	28	35	1:29.614	18	24	<b>1:28.515</b>	1:28.515
15	15 Alfonso CELIS Jr	AVF	RENAULT	44	8	24	1:30.415	20	20	<b>1:28.638</b>	1:28.638
16	9 Matthieu VAXIVIERE	LOTUS	RENAULT	48	6	10	1:32.090	38	38	<b>1:28.778</b>	1:28.778
17	7 Facu REGALIA	ZETA CORSE	RENAULT	55	31	36	1:30.620	19	19	<b>1:28.844</b>	1:28.844
18	25 Sean GELAEL	JAGONYA AYAM WITH CARLIN	RENAULT	53	24	29	1:30.924	23	24	<b>1:28.965</b>	1:28.965
19	8 Johnny CECOTTO Jr	ZETA CORSE	RENAULT	38	30	30	<b>1:29.112</b>	8	8	1:31.169	1:29.112
20	20 Bruno BONIFACIO	INTERNATIONAL DRACO RACING	RENAULT	71	24	47	1:29.496	20	24	<b>1:29.320</b>	1:29.320
21	18 Aurelien PANIS	TECH 1 RACING	RENAULT	63	36	36	<b>1:29.660</b>	22	27	1:29.717	1:29.660
22	17 Roy NISSANY	TECH 1 RACING	RENAULT	41	8	8	1:33.950	30	33	<b>1:30.229</b>	1:30.229

RESULTADOS PUBLICADOS A LAS 17:33 HORAS

CIRCUITO DE JEREZ, 5 DE MARZO DE 2015