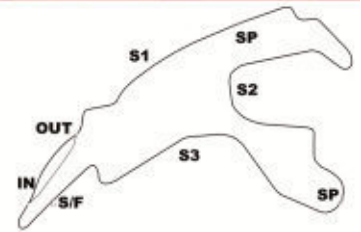


GT TOUR FFSA 2014

20 au 22 Juin



Championnat de France GT FFSA
Course 2

Circuit de Spa Francorchamps (7.004 km)
Classement sur le nombre de tours

Pos.	N°	Team	Nom 1	Nom 2	Vehicule	Cat	P cat.	Total Time	NT	Ecart 1er	Ecart prec	M Tps	Au tour	M vit
1	5	Belgian Audi Club Team WRT	IDE Enzo	LOTTERER André	Audi R8 LMS...	CHA	1	00:59:58.417	24	-	-	2:20.470	8	179.5
2	76	IMSA Performance Matmut	NARAC Raymond	ARMINDO Nicolas	Porsche 911...	CHA	2	01:00:01.149	24	2.732	2.732	2:21.078	9	178.73
3	51	Sébastien Loeb Racing	HASSID Henry	PARISY Mike	Audi R8 LMS...	CHA	3	01:00:01.523	24	3.106	0.374	2:21.045	6	178.77
4	10	Sofrev ASP	DEBARD Eric	PANIS Olivier	Ferrari 458 Ital...	CHA	4	01:00:07.842	24	9.425	6.319	2:21.251	5	178.51
5	42	Saintéloc Racing	HALLYDAY David	GUILVERT Grégory	Audi R8 LMS...	CHA	5	01:00:11.307	24	12.890	3.465	2:20.604	5	179.33
6	9	Team Duqueine	POLICE Jean-Claude	AYARI Soheil	Ferrari 458 Ital...	CHA	6	01:00:12.854	24	14.437	1.547	2:20.158	5	179.9
7	20	Sofrev ASP	BEAUBELIQUE Jean-Luc	BADEY Ludovic	Ferrari 458 Ital...	CHA	7	01:00:13.161	24	14.744	0.307	2:20.798	6	179.08
8	21	Classic & Modern Racing	HIRSCHI Pierre	NICOLLE Thomas	BMW Z4	COU	1	01:00:22.294	24	23.877	9.133	2:22.605	6	176.81
9	22	Classic & Modern Racing	COUBARD Laurent	DEMOUSTIER Grégoire	Mercedes SLS...	CHA	8	01:00:28.853	24	30.436	6.559	2:21.831	12	177.78
10	50	Sébastien Loeb Racing	BERVILLE Roland	BELTOISE Anthony	Audi R8 LMS...	CHA	9	01:00:35.023	24	36.606	6.170	2:20.698	12	179.21
11	43	Saintéloc Racing	BUFFIN Jean-Paul	SOURD Marc	Audi R8 LMS...	COU	2	01:01:32.792	24	1:34.375	57.769	2:24.407	3	174.61
12	36	Team Speed Car	DEMARY Jérôme	ABRIL Vincent	Audi R8 LMS...	CHA	10	01:00:25.209	23	1 Tr.	1 Tr.	2:20.752	8	179.14
13	7	GSE by DKR Engineering	SAMON Tony	CAZENAVE Laurent	BMW Z4	CHA	11	00:55:23.602	22	2 Tr.	1 Tr.	2:22.500	3	176.94
14	1	Team Sofrev ASP	GIAUQUE Philippe	MOULLIN TRAFFORT Morgan	Ferrari 458 Ital...	CHA	12	00:52:44.390	21	3 Tr.	1 Tr.	2:20.402	3	179.59
15	6	Belgian Audi Club Team WRT	WEERTS Yves	TRELUYER Benoît	Audi R8 LMS...	CHA	13	00:52:56.292	20	4 Tr.	1 Tr.	2:21.500	12	178.19
16	44	Saintéloc Racing	LAGNIEZ Jean-Claude	LALLEMENT Gilles	Audi R8 LMS...	COU	3	00:51:31.475	19	5 Tr.	1 Tr.	2:26.028	3	172.67

Cis n'ayant pas couvert 75% du nbre de tour du premier (Exigences : 75% du nombre de tours du premier = 18 Tr.)

17	350	Team Duqueine	COLANCON Philippe	DUQUEINE Gilles	Ferrari 458 Ital...	COU	4	00:31:18.118	13	11 Tr.	6 Tr.	2:22.744	6	176.64
18	4	Sport Garage	VANNELET Gilles	LORGERE-ROUX Bruce	Ferrari 458 Ital...	CHA	14	00:12:32.289	5	19 Tr.	8 Tr.	2:23.131	3	176.16
19	3	Sport Garage	CAYROLLE Eric	SANTAMATO Arno	Ferrari 458 Ital...	CHA	15	00:10:02.568	4	20 Tr.	1 Tr.	2:21.670	2	177.98

M Tps : 2:20.158 (179.9 km/h). (N°9) AYARI Soheil

sous réserve de vérifications techniques en cours ou d'incidents d'ordre sportif
Subject technicals scrutineering or sporting incidents

Le Directeur de Course / The Race Director

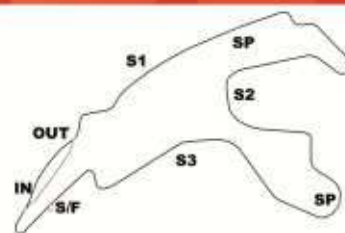
Joël DO VALE

Le Chronométrateur / The Timekeeper
Sylvie BUZZIGHIN

Heure d'affichage / Time posting
22 juin 2014 12:23

GT TOUR FFSA 2014

20 au 22 Juin



Championnat de France GT FFSA

Circuit de Spa Francorchamps (7.004 km)

Course 2

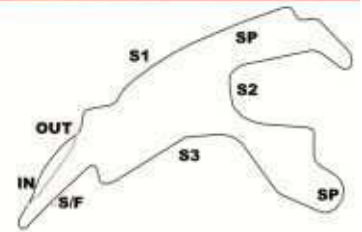
Lap chart

Départ : 1 5 42 50 51 3 20 76 10 6 4 9 22 7 350 21 43 44 36

Tour 0	3	4	10	22	36	44	51	21	6	43	22	1	20	5	76	50	42	9	350
Tour 1	1	20	3	5	10	50	4	76	51	9	42	22	7	36	350	43	21	44	6
Tour 2	1	20	3	5	10	50	76	4	51	9	42	22	7	36	350	21	43	44	6
Tour 3	1	20	3	10	5	50	76	51	4	9	42	22	7	36	350	21	43	44	6
Tour 4	1	20	10	5	76	50	51	9	42	22	7	36	4	21	350	43	44	6	3
Tour 5	1	20	10	5	76	50	51	9	42	22	7	36	21	350	43	6	44	4	
Tour 6	1	20	10	5	76	50	51	9	42	22	36	7	21	350	43	6	44		
Tour 7	1	20	10	5	76	50	51	9	42	36	7	22	21	350	43	6	44		
Tour 8	1	20	5	76	50	9	51	42	36	7	21	350	10	6	43	44	22		
Tour 9	1	20	5	76	9	50	42	51	7	21	350	10	6	43	44	22	36		
Tour 10	1	20	5	76	9	50	42	51	7	21	350	10	6	43	44	22	36		
Tour 11	1	20	5	76	9	50	42	51	7	21	350	10	6	43	44	22	36		
Tour 12	1	20	5	76	9	50	42	51	7	21	350	10	6	43	44	22	36		
Tour 13	1	20	5	76	9	50	42	51	7	21	350	10	6	43	22	44	36		
Tour 14	1	20	5	76	50	42	9	7	10	51	21	22	43	44	6	36			
Tour 15	1	5	50	20	76	42	51	7	10	21	9	22	43	44	6	36			
Tour 16	5	1	50	76	42	51	7	10	21	9	20	22	43	44	6	36			
Tour 17	5	1	76	50	42	51	7	10	9	21	20	22	43	44	6	36			
Tour 18	5	1	76	50	51	42	7	10	9	21	20	22	43	44	6	36			
Tour 19	5	1	76	50	51	42	7	10	9	21	20	22	43	6	36	44			
Tour 20	5	1	76	50	51	42	7	10	9	21	20	22	43	6	36				
Tour 21	5	1	76	50	51	42	7	10	9	20	21	22	43	36					
Tour 22	5	76	51	50	10	42	9	20	7	21	22	43	36						
Tour 23	5	76	51	10	42	9	20	21	22	50	43	36							
Tour 24	5	76	51	10	42	9	20	21	22	50	43								

GT TOUR FFSA 2014

20 au 22 Juin



Championnat de France GT FFSA

Circuit de Spa Francorchamps (7.004 km)

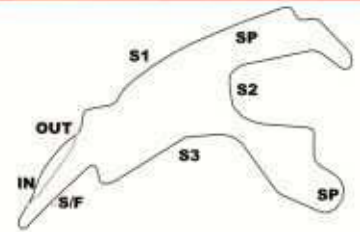
Course 2

Tour par tour

NT	Heure	S1	SP1	S2	SP2	S3	Dern. Tr	Total Time	NT	Heure	S1	SP1	S2	SP2	S3	Dern. Tr	Total Time
N° 1, GIA / MOU, Pos. 14									N° 6, WEE / TRE, Pos. 15								
1	11:09:28	-	271.36	1:05.126	171.97	36.005	2:23.008	2:23.008	18	11:51:05	41.070	250.58	1:06.311	154.07	37.233	2:24.614	44:00.415
2	11:11:48	40.043	261.5	1:04.856	171.97	35.798	2:20.697	4:43.705	19	11:53:29	41.386	255.92	1:05.452	168.75	37.128	2:23.966	46:24.381
3	11:14:09	39.926	271.36	1:04.754	173.91	35.722	2:20.402	7:04.107	20	11:55:58	41.152	251.16	1:07.147	162.9	40.300	2:28.599	48:52.980
4	11:16:29	39.891	275.51	1:04.723	174.19	35.807	2:20.421	9:24.528	21	11:59:48	1:13.283	108.98	1:38.771	125.29	58.587	3:50.641	52:43.621
5	11:18:50	40.113	266.01	1:04.58	174.48	35.958	2:20.657	11:45.185	22	12:02:14	41.754	260.87	1:06.617	167.44	37.086	2:25.457	55:09.078
6	11:21:10	40.103	266.67	1:04.771	172.25	35.814	2:20.688	14:05.873	23	12:04:38	41.383	257.14	1:05.804	169.54	37.025	2:24.212	57:33.290
7	11:23:32	-	-	-	172.25	35.897	2:21.081	16:26.954	24	12:07:03	-	-	-	168.22	37.355	2:25.127	59:58.417
8	11:25:52	40.082	267.33	1:04.735	173.63	36.091	2:20.908	18:47.862	N° 7, SAM / CAZ, Pos. 13								
9	11:28:14	40.232	266.01	1:04.892	168.22	35.965	2:21.089	21:08.951	1	11:09:52	-	232.76	1:06.550	170.08	43.772	2:47.775	2:47.775
10	11:30:35	39.999	273.42	1:04.886	172.8	36.337	2:21.222	23:30.173	2	11:12:18	42.678	250.58	1:05.866	167.96	37.304	2:25.848	5:13.623
11	11:32:56	40.217	256.53	1:05.103	173.91	36.125	2:21.445	25:51.618	3	11:14:41	41.496	246.01	1:04.630	169.81	36.718	2:22.844	7:36.467
12	11:35:17	40.110	274.81	1:04.973	169.01	36.050	2:21.133	28:12.751	4	11:17:05	41.588	265.36	1:04.906	170.08	37.113	2:23.607	10:00.074
13	11:37:38	-	-	-	171.7	35.908	2:20.896	30:33.647	5	11:19:29	41.114	260.24	1:05.473	166.67	37.435	2:24.022	12:24.096
14	11:40:00	40.107	267.33	1:04.933	170.08	36.255	2:21.295	32:54.942	6	11:21:51	-	-	-	174.76	36.444	2:22.182	14:46.278
15	11:43:51	2:06.235	251.16	1:07.571	170.08	37.480	3:51.286	36:46.228	7	11:24:14	40.839	276.92	1:05.112	165.14	37.334	2:23.285	17:09.563
16	11:46:18	41.484	267.99	1:07.631	163.64	37.959	2:27.074	39:13.302	8	11:26:38	41.661	258.37	1:05.402	167.7	36.478	2:23.541	19:33.104
17	11:48:45	41.360	289.54	1:08.060	164.63	37.482	2:26.902	41:40.204	9	11:29:01	40.661	270	1:05.766	170.35	36.972	2:23.399	21:56.503
18	11:51:11	41.331	267.33	1:07.500	167.96	37.046	2:25.877	44:06.081	10	11:31:23	40.921	269.33	1:04.747	161.19	36.465	2:22.133	24:18.636
19	11:53:35	41.390	258.99	1:06.615	168.22	36.748	2:24.753	46:30.834	11	11:33:45	40.785	252.93	1:04.47	171.7	36.397	2:21.654	26:40.290
20	11:56:02	41.128	267.33	1:06.685	168.22	38.352	2:26.165	48:56.999	12	11:36:06	40.713	253.52	1:04.607	168.75	36.180	2:21.500	29:01.790
21	11:59:49	1:11.635	95.07	1:37.644	121.21	58.112	3:47.391	52:44.390	13	11:38:28	40.519	252.93	1:04.736	169.28	36.799	2:22.054	31:23.844
N° 3, CAY / SAN, Pos. 19									14	11:43:38	2:39.584	229.79	1:12.170	159.76	1:18.1	5:09.899	36:33.743
1	11:09:30	-	-	-	170.35	36.292	2:24.991	2:24.991	15	11:46:12	43.928	254.72	1:10.847	157.66	38.992	2:33.767	39:07.510
2	11:11:51	40.178	267.99	1:05.24	170.08	36.244	2:21.670	4:46.661	16	11:48:47	43.773	256.53	1:12.371	163.39	38.929	2:35.073	41:42.583
3	11:14:13	-	-	-	170.35	36.278	2:22.184	7:08.845	17	11:51:20	42.366	258.99	1:11.011	160.24	38.959	2:32.336	44:14.919
4	11:17:07	52.407	234.27	1:15.155	135.34	46.161	2:53.723	10:02.568	18	11:53:52	42.612	260.24	1:10.760	156.3	38.659	2:32.031	46:46.950
N° 4, VAN / LOR, Pos. 18									19	11:56:30	42.871	254.12	1:15.237	155.84	39.982	2:38.090	49:25.040
1	11:09:33	-	235.81	1:07.855	163.88	36.448	2:28.460	2:28.460	20	12:00:01	48.422	102.37	1:37.923	139.53	1:04.9	3:31.252	52:56.292
2	11:11:56	41.160	262.14	1:05.90	163.64	36.182	2:23.249	4:51.709	N° 5, IDE / LOT, Pos. 1								
3	11:14:19	40.566	261.5	1:06.374	163.88	36.191	2:23.131	7:14.840	1	11:09:30	-	257.14	1:05.501	167.96	36.232	2:25.335	2:25.335
4	11:16:52	45.208	247.71	1:09.125	160.24	37.861	2:32.194	9:47.034	2	11:11:52	40.713	253.52	1:04.785	171.7	36.092	2:21.590	4:46.925
5	11:19:37	43.993	212.6	1:17.371	141.92	43.891	2:45.255	12:32.289	3	11:14:14	41.360	258.37	1:05.073	169.28	36.224	2:22.657	7:09.582
N° 7, SAM / CAZ, Pos. 13									4	11:16:38	42.493	254.72	1:04.850	169.81	36.130	2:23.473	9:33.055
1	11:09:37	-	258.99	1:08.954	156.98	36.896	2:32.702	2:32.702	5	11:18:59	40.522	262.14	1:04.667	168.49	35.943	2:21.132	11:54.187
2	11:12:00	40.845	260.24	1:05.474	165.14	36.479	2:22.798	4:55.500	6	11:21:21	40.448	258.99	1:05.148	170.08	36.299	2:21.895	14:16.082
3	11:14:23	40.641	264.71	1:05.35	170.62	36.501	2:22.500	7:18.000	7	11:23:42	-	-	-	170.35	36.247	2:21.673	16:37.755
4	11:16:48	42.088	258.99	1:05.980	167.96	36.858	2:24.926	9:42.926	8	11:26:03	40.368	260.24	1:04.28	168.49	35.820	2:20.470	18:58.225
5	11:19:11	40.508	270	1:06.329	167.18	36.350	2:23.187	12:06.113	9	11:28:24	40.228	266.01	1:04.782	171.16	36.009	2:21.019	21:19.244
6	11:21:34	40.868	262.77	1:05.732	170.62	36.883	2:23.483	14:29.596	10	11:30:45	40.382	260.24	1:04.690	172.52	35.930	2:21.002	23:40.246
7	11:23:57	-	-	-	169.28	37.037	2:22.590	16:52.186	11	11:33:06	40.287	257.76	1:04.717	169.28	35.993	2:20.997	26:01.243
8	11:26:20	40.708	263.41	1:05.592	166.92	36.613	2:22.913	19:15.099	12	11:35:27	40.454	266.01	1:04.813	168.49	35.828	2:21.095	28:22.338
9	11:28:44	40.771	215.57	1:07.092	168.22	36.577	2:24.440	21:39.539	13	11:37:48	40.293	268.66	1:04.722	172.52	35.948	2:20.963	30:43.301
10	11:31:07	40.509	257.76	1:05.922	166.67	36.438	2:22.869	24:02.408	14	11:40:10	40.325	262.14	1:05.342	166.15	36.448	2:22.115	33:05.416
11	11:33:30	40.464	259.62	1:05.695	164.13	36.482	2:22.641	26:25.049	15	11:43:54	2:00.285	247.71	1:06.387	165.64	37.378	3:44.050	36:49.466
12	11:35:52	40.652	252.34	1:05.813	167.96	36.327	2:22.792	28:47.841	16	11:46:18	40.524	256.53	1:05.594	167.18	37.319	2:23.437	39:12.903
13	11:38:15	40.404	254.72	1:05.618	170.08	36.618	2:22.640	31:10.481	17	11:48:40	40.695	257.76	1:05.310	169.01	36.893	2:22.898	41:35.801
14	11:40:40	40.634	262.14	1:06.809	162.65	37.033	2:24.476	33:34.957	N° 6, WEE / TRE, Pos. 15								
15	11:44:18	1:53.185	250.58	1:08.029	166.15	37.515	3:38.729	37:13.686	1	11:09:52	-	232.76	1:06.550	170.08	43.772	2:47.775	2:47.775
16	11:46:44	42.022	258.37	1:06.835	156.3	37.056	2:25.913	39:39.599	2	11:12:18	42.678	250.58	1:05.866	167.96	37.304	2:25.848	5:13.623
17	11:49:09	41.509	264.71	1:06.440	164.63	36.867	2:24.816	42:04.415	3	11:14:41	41.496	246.01	1:04.630	169.81	36.718	2:22.844	7:36.467
18	11:51:35	41.742	253.52	1:06.363	169.54	37.610	2:25.715	44:30.130	4	11:17:05	41.588	265.36	1:04.906	170.08	37.113	2:23.607	10:00.074
19	11:54:00	-	-	-	164.89	37.122	2:25.228	46:55.358	5	11:19:29	41.114	260.24	1:05.473	166.67	37.435	2:24.022	12:24.096
20	11:56:30	40.908	261.5	1:09.343	156.07	40.175	2:30.426	49:25.784	6	11:21:51	-	-	-	174.76	36.444	2:22.182	14:46.278
21	11:59:53	48.668	96.77	1:37.498	134.16	56.079	3:22.245	52:48.029	7	11:24:14	40.839	276.92	1:05.112	165.14	37.334	2:23.285	17:09.563
22	12:02:28	41.903	257.76	1:11.323	162.16	42.347	2:35.573	55:23.602	8	11:26:38	41.661	258.37	1:05.402	167.7	36.478	2:23.541	19:33.104

GT TOUR FFSA 2014

20 au 22 Juin



Championnat de France GT FFSA

Circuit de Spa Francorchamps (7.004 km)

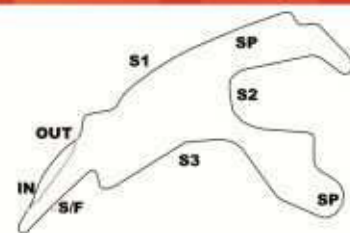
Course 2

Tour par tour

NT	Heure	S1	SP1	S2	SP2	S3	Dern. Tr	Total Time	NT	Heure	S1	SP1	S2	SP2	S3	Dern. Tr	Total Time
N° 7, SAM / CAZ, Pos. 13									N° 20, BEA / BAD, Pos. 7								
20	11:56:30	40.908	261.5	1:09.343	156.07	40.175	2:30.426	49:25.784	23	12:04:47	40.951	266.01	1:07.684	166.15	37.189	2:25.824	57:42.062
21	11:59:53	48.668	96.77	1:37.498	134.16	56.079	3:22.245	52:48.029	24	12:07:12	41.660	263.41	1:06.888	171.43	37.232	2:25.780	1:00:07.842
22	12:02:28	41.903	257.76	1:11.323	162.16	42.347	2:35.573	55:23.602	N° 9, POL / AYA, Pos. 6								
N° 9, POL / AYA, Pos. 6									N° 21, HIR / NIC, Pos. 8								
1	11:09:34	-	262.14	1:07.656	166.92	36.880	2:29.749	2:29.749	1	11:09:40	-	245.45	1:09.776	163.88	37.898	2:35.841	2:35.841
2	11:11:57	40.257	268.66	1:06.042	166.92	36.634	2:22.933	4:52.682	2	11:12:05	40.809	258.99	1:06.261	169.28	37.257	2:24.327	5:00.168
3	11:14:20	39.613	272.04	1:06.555	169.01	36.209	2:22.377	7:15.059	3	11:14:29	40.547	263.41	1:06.176	169.01	37.010	2:23.733	7:23.901
4	11:16:43	42.129	267.33	1:04.858	169.01	35.934	2:22.921	9:37.980	4	11:16:53	-	-	-	165.39	36.837	2:24.677	9:48.578
5	11:19:03	40.116	266.67	1:04.52	170.08	35.520	2:20.158	11:58.138	5	11:19:17	40.777	258.37	1:06.085	169.28	36.631	2:23.493	12:12.071
6	11:21:24	40.224	270.68	1:05.269	171.16	35.608	2:21.101	14:19.239	6	11:21:39	40.353	262.77	1:05.740	165.14	36.512	2:22.605	14:34.676
7	11:23:44	39.675	276.21	1:04.796	169.01	36.042	2:20.513	16:39.752	7	11:24:02	40.371	262.77	1:06.167	164.63	36.549	2:23.087	16:57.763
8	11:26:05	39.823	262.14	1:05.370	167.44	35.657	2:20.850	19:00.602	8	11:26:25	40.328	258.99	1:05.773	166.41	36.757	2:22.821	19:20.584
9	11:28:26	40.119	265.36	1:04.932	170.35	35.916	2:20.967	21:21.569	9	11:28:49	-	-	-	168.75	36.610	2:23.362	21:43.946
10	11:30:49	40.857	266.67	1:05.723	164.38	36.050	2:22.630	23:44.199	10	11:31:11	40.322	262.14	1:05.959	166.15	36.560	2:22.841	24:06.787
11	11:33:10	40.119	264.71	1:05.037	169.54	35.684	2:20.840	26:05.039	11	11:33:35	40.621	253.52	1:06.012	163.39	36.718	2:23.351	26:30.138
12	11:35:31	40.564	263.41	1:04.710	166.15	35.769	2:21.043	28:26.082	12	11:35:58	40.366	252.34	1:06.552	171.16	36.731	2:23.649	28:53.787
13	11:37:51	39.963	277.63	1:04.942	169.81	35.878	2:20.783	30:46.865	13	11:38:22	40.273	256.53	1:06.664	166.67	37.027	2:23.964	31:17.751
14	11:40:16	39.767	269.33	1:05.606	166.92	39.175	2:24.548	33:11.413	14	11:42:20	2:11.611	230.28	1:08.198	164.89	37.668	3:57.477	35:15.228
15	11:44:52	2:49.334	249.42	1:09.194	163.64	37.564	4:36.092	37:47.505	15	11:44:50	42.240	253.52	1:09.013	155.84	38.537	2:29.790	37:45.018
16	11:47:19	41.816	259.62	1:07.395	162.9	37.494	2:26.705	40:14.210	16	11:47:18	42.030	247.71	1:08.447	158.82	38.156	2:28.633	40:13.651
17	11:49:47	42.168	253.52	1:08.035	160.71	37.736	2:27.939	42:42.149	17	11:49:48	42.989	241.61	1:08.627	165.9	37.977	2:29.593	42:43.244
18	11:52:13	41.715	260.24	1:07.597	162.41	37.183	2:26.495	45:08.644	18	11:52:15	41.449	252.93	1:08.118	166.41	37.853	2:27.420	45:10.664
19	11:54:40	41.567	253.52	1:07.637	162.9	37.263	2:26.467	47:35.111	19	11:54:43	41.519	252.34	1:07.755	163.39	38.243	2:27.517	47:38.181
20	11:57:14	42.190	210.53	1:13.523	159.53	38.988	2:34.701	50:09.812	20	11:57:20	41.982	215.14	1:15.391	161.19	39.877	2:37.250	50:15.431
21	11:59:58	42.195	257.76	1:10.145	165.9	51.087	2:43.427	52:53.239	21	12:00:00	43.006	248.85	1:11.211	163.39	45.552	2:39.769	52:55.200
22	12:02:25	41.907	257.76	1:08.513	164.89	37.132	2:27.552	55:20.791	22	12:02:30	42.455	221.77	1:09.639	164.38	38.075	2:30.169	55:25.369
23	12:04:52	41.342	261.5	1:08.097	171.7	37.125	2:26.564	57:47.355	23	12:05:00	41.795	241.61	1:09.757	162.41	38.031	2:29.583	57:54.952
24	12:07:17	-	-	-	164.63	36.655	2:25.499	1:00:12.854	24	12:07:27	-	-	-	164.63	38.127	2:27.342	1:00:22.294

GT TOUR FFSA 2014

20 au 22 Juin



Championnat de France GT FFSA

Circuit de Spa Francorchamps (7.004 km)

Course 2

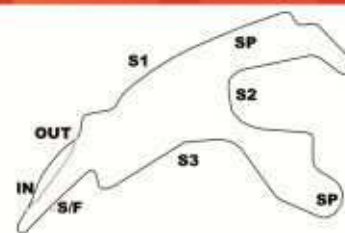
Tour par tour

NT	Heure	S1	SP1	S2	SP2	S3	Dern. Tr	Total Time	NT	Heure	S1	SP1	S2	SP2	S3	Dern. Tr	Total Time
N° 21, HIR / NIC, Pos. 8									N° 42, HAL / GUI, Pos. 5								
21	12:00:00	43.006	248.85	1:11.211	163.39	45.552	2:39.769	52:55.200	22	12:05:05	41.049	243.24	1:08.187	166.41	37.247	2:26.483	58:00.592
22	12:02:30	42.455	221.77	1:09.639	164.38	38.075	2:30.169	55:25.369	23	12:07:30	41.127	264.71	1:06.164	166.67	37.326	2:24.617	1:00:25.209
23	12:05:00	41.795	241.61	1:09.757	162.41	38.031	2:29.583	57:54.952	N° 43, BUF / SOU, Pos. 11								
24	12:07:27	-	-	-	164.63	38.127	2:27.342	1:00:22.294	1	11:09:40	-	222.68	1:10.456	163.39	37.677	2:35.320	2:35.320
N° 22, COU / DEM, Pos. 9									2	11:12:06	41.560	252.34	1:07.022	166.92	37.115	2:25.697	5:01.017
1	11:09:35	-	-	-	170.08	36.726	2:30.472	2:30.472	3	11:14:30	41.184	262.14	1:06.23	167.18	36.985	2:24.407	7:25.424
2	11:11:59	40.694	-	1:05.907	167.18	36.796	2:23.397	4:53.869	4	11:16:56	42.064	243.79	1:06.730	165.39	37.263	2:26.057	9:51.481
3	11:14:22	40.248	269.33	1:06.156	165.9	36.649	2:23.053	7:16.922	5	11:19:22	41.584	251.75	1:06.902	167.7	37.343	2:25.829	12:17.310
4	11:16:47	42.734	258.99	1:05.971	165.9	36.783	2:25.488	9:42.410	6	11:21:48	41.466	266.01	1:06.906	165.14	37.329	2:25.701	14:43.011
5	11:19:10	40.256	267.99	1:05.720	165.64	36.686	2:22.662	12:05.072	7	11:24:14	41.657	264.71	1:07.197	165.9	37.530	2:26.384	17:09.395
6	11:21:32	40.087	273.42	1:05.337	169.54	36.610	2:22.034	14:27.106	8	11:26:40	41.842	251.16	1:07.084	170.62	37.381	2:26.307	19:35.702
7	11:23:58	40.265	262.14	1:05.799	170.89	39.974	2:26.038	16:53.144	9	11:29:05	41.188	255.32	1:06.378	162.16	37.040	2:24.606	22:00.308
8	11:27:13	-	-	-	169.01	36.873	3:15.259	20:08.403	10	11:31:31	41.120	254.12	1:07.220	163.88	37.424	2:25.764	24:26.072
9	11:29:36	40.606	263.41	1:05.737	166.67	36.825	2:23.168	22:31.571	11	11:33:57	41.757	251.16	1:06.857	167.7	37.745	2:26.359	26:52.431
10	11:31:58	40.110	267.33	1:05.318	169.01	36.652	2:22.080	24:53.651	12	11:36:24	41.579	248.28	1:08.120	168.22	37.690	2:27.389	29:19.820
11	11:34:21	40.261	264.06	1:05.598	169.54	36.716	2:22.575	27:16.226	13	11:38:53	-	-	-	161.68	38.765	2:28.670	31:48.490
12	11:36:43	40.076	266.67	1:05.324	167.96	36.431	2:21.831	29:38.057	14	11:43:00	2:16.153	236.84	1:11.666	159.76	39.581	4:07.400	35:55.890
13	11:39:05	40.188	268.66	1:05.22	170.35	37.175	2:22.592	32:00.649	15	11:45:34	-	-	-	153.85	38.950	2:33.320	38:29.210
14	11:42:49	1:55.002	250	1:09.948	162.9	39.193	3:44.143	35:44.792	16	11:48:08	43.835	243.24	1:10.951	159.76	39.067	2:33.853	41:03.063
15	11:45:17	-	-	-	160.48	37.773	2:27.229	38:12.021	17	11:50:39	43.060	257.14	1:09.663	160	38.989	2:31.712	43:34.775
16	11:47:44	41.460	272.04	1:07.953	164.89	37.790	2:27.203	40:39.224	18	11:53:11	42.750	254.72	1:10.006	162	38.599	2:31.355	46:06.130
17	11:50:11	41.572	255.92	1:08.016	161.92	37.466	2:27.054	43:06.278	19	11:55:42	42.355	252.93	1:09.933	161.44	38.531	2:30.819	48:36.949
18	11:52:38	41.312	257.76	1:07.976	162.65	37.848	2:27.136	45:33.414	20	11:58:27	43.459	240.53	1:18.605	143.81	43.081	2:45.145	51:22.094
19	11:55:04	41.206	266.01	1:07.377	161.44	37.442	2:26.025	47:59.439	21	12:01:01	43.973	246.58	1:10.785	160.24	39.316	2:34.074	53:56.168
20	11:57:39	43.900	239.47	1:11.840	165.9	39.446	2:35.186	50:34.625	22	12:03:33	43.140	245.45	1:09.987	156.98	39.010	2:32.137	56:28.305
21	12:00:11	42.291	255.92	1:11.273	164.63	38.241	2:31.805	53:06.430	23	12:06:06	43.183	251.75	1:10.392	167.7	39.262	2:32.837	59:01.142
22	12:02:38	41.663	267.99	1:07.862	163.88	37.450	2:26.975	55:33.405	24	12:08:37	43.174	262.77	1:09.846	163.88	38.630	2:31.650	1:01:32.792
23	12:05:07	41.281	257.76	1:09.740	163.39	37.763	2:28.784	58:02.189									
24	12:07:33	-	-	-	163.64	37.739	2:26.664	1:00:28.853									
N° 36, DEM / ABR, Pos. 12																	
1	11:09:39	-	238.41	1:09.979	159.53	36.914	2:33.882	2:33.882									
2	11:12:01	40.721	261.5	1:05.257	163.39	36.519	2:22.497	4:56.379									
3	11:14:23	40.322	264.06	1:05.199	163.64	36.487	2:22.008	7:18.387									
4	11:16:48	41.916	239.47	1:06.297	164.89	36.685	2:24.898	9:43.285									
5	11:19:11	40.557	260.87	1:06.256	163.39	36.238	2:23.051	12:06.336									
6	11:21:32	40.223	264.06	1:04.525	166.15	36.613	2:21.361	14:27.697									
7	11:23:54	39.975	271.36	1:05.800	160.71	36.051	2:21.826	16:49.523									
8	11:26:15	40.201	261.5	1:04.39	164.38	36.156	2:20.752	19:10.275									
9	11:30:14	-	-	-	64.32	1:13.3	3:58.676	23:08.951									
10	11:34:05	2:05.420	235.29	1:08.183	159.76	37.721	3:51.324	27:00.275									
11	11:36:30	42.380	246.58	1:05.929	162.41	36.755	2:25.064	29:25.339									
12	11:38:53	40.794	267.33	1:04.949	166.92	37.260	2:23.003	31:48.342									
13	11:41:16	41.061	260.87	1:04.754	163.64	36.893	2:22.708	34:11.050									
14	11:44:58	1:55.091	236.32	1:08.672	163.64	38.515	3:42.278	37:53.328									
15	11:47:26	42.201	251.75	1:07.919	165.14	37.503	2:27.623	40:20.951									
16	11:50:18	1:08.105	238.94	1:07.404	165.64	37.426	2:52.935	43:13.886									
17	11:52:45	41.217	263.41	1:07.277	165.14	37.550	2:26.044	45:39.930									
18	11:55:11	41.358	255.92	1:06.995	166.67	37.876	2:26.229	48:06.159									
19	11:57:41	-	-	-	157.66	38.458	2:29.957	50:36.116									
20	12:00:12	-	-	-	160.95	38.603	2:31.122	53:07.238									
21	12:02:39	41.520	266.01	1:07.519	164.63	37.832	2:26.871	55:34.109									



GT TOUR FFSA 2014

20 au 22 Juin



Championnat de France GT FFSA

Circuit de Spa Francorchamps (7.004 km)

Course 2

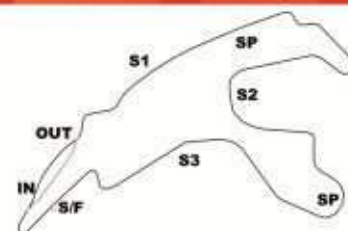
Tour par tour

NT	Heure	S1	SP1	S2	SP2	S3	Dern. Tr	Total Time	NT	Heure	S1	SP1	S2	SP2	S3	Dern. Tr	Total Time
N° 43, BUF / SOU, Pos. 11									N° 51, HAS / PAR, Pos. 3								
21	12:01:01	43.973	246.58	1:10.785	160.24	39.316	2:34.074	53:56.168	1	11:09:34	-	252.93	1:07.437	169.81	36.602	2:29.128	2:29.128
22	12:03:33	43.140	245.45	1:09.987	156.98	39.010	2:32.137	56:28.305	2	11:11:57	40.591	252.34	1:06.107	170.08	36.214	2:22.912	4:52.040
23	12:06:06	43.183	251.75	1:10.392	167.7	39.262	2:32.837	59:01.142	3	11:14:18	40.227	260.87	1:05.142	169.28	36.053	2:21.422	7:13.462
24	12:08:37	43.174	262.77	1:09.846	163.88	38.630	2:31.650	1:01:32.792	4	11:16:40	41.093	258.37	1:04.822	168.49	36.145	2:22.060	9:35.522
5	11:19:01	40.399	263.41	1:04.48	171.43	36.239	2:21.124	11:56.646	5	11:19:01	40.399	263.41	1:04.48	171.43	36.239	2:21.124	11:56.646
6	11:21:22	40.278	264.06	1:04.590	167.18	36.177	2:21.045	14:17.691	6	11:21:22	40.278	264.06	1:04.590	167.18	36.177	2:21.045	14:17.691
7	11:23:44	40.639	261.5	1:04.788	169.81	36.135	2:21.562	16:39.253	7	11:23:44	40.639	261.5	1:04.788	169.81	36.135	2:21.562	16:39.253
8	11:26:07	40.344	262.14	1:05.928	170.89	36.452	2:22.724	19:01.977	8	11:26:07	40.344	262.14	1:05.928	170.89	36.452	2:22.724	19:01.977
9	11:28:30	40.110	252.34	1:06.576	171.43	36.401	2:23.087	21:25.064	9	11:28:30	40.110	252.34	1:06.576	171.43	36.401	2:23.087	21:25.064
10	11:30:51	40.365	260.87	1:04.923	171.16	36.271	2:21.559	23:46.623	10	11:30:51	40.365	260.87	1:04.923	171.16	36.271	2:21.559	23:46.623
11	11:33:13	40.400	251.16	1:04.953	170.89	36.216	2:21.569	26:08.192	11	11:33:13	40.400	251.16	1:04.953	170.89	36.216	2:21.569	26:08.192
12	11:35:34	40.398	262.14	1:04.809	172.52	36.243	2:21.450	28:29.642	12	11:35:34	40.398	262.14	1:04.809	172.52	36.243	2:21.450	28:29.642
13	11:37:56	40.542	253.52	1:05.058	171.43	36.110	2:21.710	30:51.352	13	11:37:56	40.542	253.52	1:05.058	171.43	36.110	2:21.710	30:51.352
14	11:41:44	2:02.477	248.28	1:07.002	164.38	38.071	3:47.550	34:38.902	14	11:41:44	2:02.477	248.28	1:07.002	164.38	38.071	3:47.550	34:38.902
15	11:44:10	42.039	253.52	1:06.484	166.15	37.766	2:26.289	37:05.191	15	11:44:10	42.039	253.52	1:06.484	166.15	37.766	2:26.289	37:05.191
16	11:46:37	41.770	255.92	1:07.056	163.88	37.903	2:26.729	39:31.920	16	11:46:37	41.770	255.92	1:07.056	163.88	37.903	2:26.729	39:31.920
17	11:49:03	41.971	257.14	1:07.234	168.22	37.767	2:26.972	41:58.892	17	11:49:03	41.971	257.14	1:07.234	168.22	37.767	2:26.972	41:58.892
18	11:51:29	41.255	257.76	1:06.782	164.89	37.884	2:25.921	44:24.813	18	11:51:29	41.255	257.76	1:06.782	164.89	37.884	2:25.921	44:24.813
19	11:53:54	41.144	257.14	1:06.372	166.15	37.168	2:24.684	46:49.497	19	11:53:54	41.144	257.14	1:06.372	166.15	37.168	2:24.684	46:49.497
20	11:56:28	-	-	-	133.66	42.426	2:33.449	49:22.946	20	11:56:28	-	-	-	133.66	42.426	2:33.449	49:22.946
21	11:59:51	48.104	105.57	1:37.193	129.03	58.197	3:23.494	52:46.440	21	11:59:51	48.104	105.57	1:37.193	129.03	58.197	3:23.494	52:46.440
22	12:02:19	43.307	257.76	1:07.418	165.39	37.224	2:27.949	55:14.389	22	12:02:19	43.307	257.76	1:07.418	165.39	37.224	2:27.949	55:14.389
23	12:04:43	40.802	257.76	1:05.944	167.7	36.892	2:23.638	57:38.027	23	12:04:43	40.802	257.76	1:05.944	167.7	36.892	2:23.638	57:38.027
24	12:07:06	40.666	258.37	1:05.972	164.63	36.858	2:23.496	1:00:01.523	24	12:07:06	40.666	258.37	1:05.972	164.63	36.858	2:23.496	1:00:01.523
N° 44, LAG / LAL, Pos. 16									N° 76, NAR / ARM, Pos. 2								
1	11:09:41	-	257.76	1:10.401	154.73	38.257	2:36.434	2:36.434	1	11:09:33	-	255.32	1:07.276	167.7	36.374	2:28.682	2:28.682
2	11:12:07	41.599	260.24	1:06.942	161.68	37.840	2:26.381	5:02.815	2	11:11:55	40.632	258.99	1:05.031	169.28	36.135	2:21.798	4:50.480
3	11:14:33	41.824	255.32	1:06.59	161.68	37.613	2:26.028	7:28.843	3	11:14:17	40.310	267.33	1:04.85	170.08	36.255	2:21.423	7:11.903
4	11:17:02	42.579	257.14	1:07.434	154.95	38.940	2:28.953	9:57.796	4	11:16:38	40.470	264.71	1:05.094	170.35	36.237	2:21.801	9:33.704
5	11:19:30	41.544	259.62	1:06.729	159.29	38.916	2:27.189	12:24.985	5	11:19:00	39.914	261.5	1:05.501	170.62	36.003	2:21.418	11:55.122
6	11:21:56	41.695	257.14	1:06.777	164.89	37.755	2:26.227	14:51.212	6	11:21:21	39.888	255.32	1:05.421	169.01	36.252	2:21.561	14:16.683
7	11:24:22	-	-	-	163.88	37.942	2:26.579	17:17.791	7	11:23:43	40.121	242.7	1:05.290	167.44	36.210	2:21.621	16:38.304
8	11:26:49	41.400	252.93	1:07.356	165.64	37.806	2:26.562	19:44.353	8	11:26:04	40.099	270	1:05.091	171.97	36.149	2:21.339	18:59.643
9	11:29:16	41.367	256.53	1:07.840	166.41	37.663	2:26.870	22:11.223	9	11:28:25	39.848	257.76	1:05.005	167.18	36.225	2:21.078	21:20.721
10	11:31:43	41.987	262.14	1:07.277	162.65	37.955	2:27.219	24:38.442	10	11:30:47	39.989	271.36	1:05.013	165.9	36.204	2:21.206	23:41.927
11	11:34:09	41.565	258.37	1:06.663	163.64	38.113	2:26.341	27:04.783	11	11:33:08	40.038	266.01	1:05.100	168.49	36.106	2:21.244	26:03.171
12	11:36:36	41.546	255.92	1:07.194	162.65	37.908	2:26.648	29:31.431	12	11:35:29	39.871	276.21	1:05.325	169.81	36.226	2:21.422	28:24.593
13	11:40:50	2:25.488	238.41	1:09.627	156.75	38.730	4:13.845	33:45.276	13	11:37:51	-	-	-	169.81	36.200	2:21.646	30:46.239
14	11:43:22	43.030	257.14	1:09.724	164.63	39.737	2:32.491	36:17.767	14	11:40:13	40.093	257.76	1:05.478	168.75	36.189	2:21.760	33:07.999
15	11:45:53	43.070	247.71	1:09.462	164.89	38.333	2:30.865	38:48.632	15	11:44:05	-	-	-	165.9	36.849	3:52.358	37:00.357
16	11:48:23	42.994	248.28	1:08.126	160.24	38.165	2:29.285	41:17.917	16	11:46:28	40.642	270	1:06.066	168.75	36.524	2:23.232	39:23.589
17	11:50:52	42.454	247.14	1:08.352	165.39	38.217	2:29.023	43:46.940	17	11:48:53	40.818	1:06.702	163.14	36.922	2:24.442	41:48.031	
18	11:53:21	42.424	254.72	1:09.048	163.14	38.347	2:29.819	46:16.759	18	11:51:17	40.567	270	1:06.972	162.16	36.821	2:24.360	44:12.391
19	11:58:36	42.486	260.24	3:39.266	135.17	52.964	5:14.716	51:31.475	19	11:53:42	40.598	270	1:06.878	166.92	37.128	2:24.604	46:36.995
20	11:53:50	41.747	257.14	1:07.919	163.64	37.942	2:27.608	46:45.777	20	11:56:06	40.686	258.99	1:06.734	163.88	37.245	2:24.665	49:01.660
21	11:59:51	55.304	96.51	1:37.218	141.18	58.504	3:31.026	52:46.174	21	11:59:50	1:07.975	100.56	1:37.284	122.17	58.685	3:43.944	52:45.604
22	12:02:19	43.455	257.14	1:07.215	165.14	37.964	2:28.634	55:14.808	22	12:02:17	41.931	235.81	1:07.622	166.41	37.340	2:26.893	55:12.497
23	12:05:11	41.365	258.99	1:31.710	162.41	38.293	2:51.368	58:06.176	23	12:04:42	40.737	256.53	1:07.039	167.18	36.831	2:24.607	57:37.104
24	12:07:40	42.041	255.32	1:08.326	166.41	38.480	2:28.847	1:00:35.023	24	12:07:06	40.547	263.41	1:06.655	169.28	36.843	2:24.045	1:00:01.149



GT TOUR FFSA 2014

20 au 22 Juin



Championnat de France GT FFSA

Circuit de Spa Francorchamps (7.004 km)

Course 2

Tour par tour

NT	Heure	S1	SP1	S2	SP2	S3	Dern. Tr	Total Time	NT	Heure	S1	SP1	S2	SP2	S3	Dern. Tr	Total Time
N° 350, COL / DUQ, Pos. 17																	
1	11:09:39	-	248.28	1:10.074	164.89	37.602	2:34.225	2:34.225									
2	11:12:04	-	-	-	167.7	37.128	2:25.196	4:59.421									
3	11:14:28	40.670	256.53	1:06.252	166.67	36.969	2:23.891	7:23.312									
4	11:16:54	41.476	261.5	1:07.810	163.39	36.822	2:26.108	9:49.420									
5	11:19:17	40.816	256.53	1:05.848	179.7	36.706	2:23.370	12:12.790									
6	11:21:40	40.555	262.77	1:05.846	173.08	36.343	2:22.744	14:35.534									
7	11:24:03	41.064	269.33	1:05.44	169.54	36.486	2:22.990	16:58.524									
8	11:26:26	-	-	-	174.76	36.613	2:23.160	19:21.684									
9	11:28:49	40.369	264.06	1:05.923	171.43	36.512	2:22.804	21:44.488									
10	11:31:12	-	-	-	169.81	36.624	2:23.246	24:07.734									
11	11:33:36	-	-	-	169.81	36.546	2:23.230	26:30.964									
12	11:35:59	40.377	261.5	1:06.268	168.49	36.647	2:23.292	28:54.256									
13	11:38:23	40.574	264.71	1:06.518	173.08	36.770	2:23.862	31:18.118									