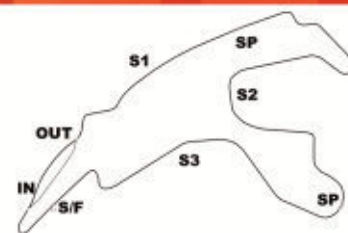


GT TOUR FFSA 2014

20 au 22 Juin



Championnat de France GT FFSA

Circuit de Spa Francorchamps (7.004 km)

Course 1

Classement sur le nombre de tours

Pos.	N°	Team	Nom 1	Nom 2	Vehicule	Cat	P cat.	Total Time	NT	Ecart 1er	Ecart prec	M Tps	Au tour	M vit
1	1	Team Sofrev ASP	GIAUQUE Philippe	MOULLIN TRAFFORT Morgan	Ferrari 458 Italia	CHA	1	01:01:42.448	24	-	-	2:21.154	16	178.63
2	51	Sébastien Loeb Racing	HASSID Henry	PARISY Mike	Audi R8 LMS ultra	CHA	2	01:01:43.565	24	1.117	1.117	2:21.190	22	178.58
3	42	Saintéloc Racing	HALLYDAY David	GUILVERT Grégory	Audi R8 LMS ultra	CHA	3	01:01:47.331	24	4.883	3.766	2:21.111	22	178.68
4	36	Team Speed Car	DEMARY Jérôme	ABRIL Vincent	Audi R8 LMS ultra	CHA	4	01:01:48.805	24	6.357	1.474	2:21.274	16	178.48
5	4	Sport Garage	VANNELET Gilles	LORGÈRE-ROUX Bruce	Ferrari 458 Italia	CHA	5	01:01:55.526	24	13.078	6.721	2:22.639	7	176.77
6	10	Sofrev ASP	DEBARD Eric	PANIS Olivier	Ferrari 458 Italia	CHA	6	01:01:56.172	24	13.724	0.646	2:22.269	17	177.23
7	9	Team Duqueine	POLICE Jean-Claude	AYARI Soheil	Ferrari 458 Italia	CHA	7	01:01:58.605	24	16.157	2.433	2:20.370	14	179.63
8	3	Sport Garage	CAYROLLE Eric	SANTAMATO Arno	Ferrari 458 Italia	CHA	8	01:02:01.103	24	18.655	2.498	2:21.818	23	177.79
9	350	Team Duqueine	COLANCON Philippe	DUQUEINE Gilles	Ferrari 458 Italia	COU	1	01:02:03.294	24	20.846	2.191	2:24.938	17	173.97
10	76	IMSA Performance Matmut	NARAC Raymond	ARMINDO Nicolas	Porsche 911 GT3 R	CHA	9	01:01:47.467	23	1 Tr.	1 Tr.	2:21.771	17	177.85
11	44	Saintéloc Racing	LAGNIEZ Jean-Claude	LALLEMENT Gilles	Audi R8 LMS ultra	COU	2	01:02:17.822	23	1 Tr.	30.355	2:27.918	10	170.46
12	5	Belgian Audi Club Team WRT	IDE Enzo	LOTTERER André	Audi R8 LMS ultra	CHA	10	00:58:50.654	22	2 Tr.	1 Tr.	2:20.352	17	179.65
13	6	Belgian Audi Club Team WRT	WEERTS Yves	TRELUYER Benoît	Audi R8 LMS ultra	CHA	11	01:01:18.493	22	2 Tr.	2:27.839	2:20.275	17	179.75

Cls n'ayant pas couvert 75% du nbre de tour du premier (Exigences : 75% du nombre de tours du premier = 18 Tr.)

14	7	GSE by DKR Engineering	SAMON Tony	CAZENAVE Laurent	BMW Z4	CHA	12	00:42:25.750	17	7 Tr.	5 Tr.	2:23.368	16	175.87
15	22	Classic & Modern Racing	COUBARD Laurent	DEMOUSTIER Grégoire	Mercedes SLS AMG	CHA	13	00:33:50.163	13	11 Tr.	4 Tr.	2:27.180	11	171.32
16	50	Sébastien Loeb Racing	BERVILLE Roland	BELTOISE Anthony	Audi R8 LMS ultra	CHA	14	00:23:03.132	9	15 Tr.	4 Tr.	2:26.018	7	172.68
17	21	Classic & Modern Racing	HIRSCHI Pierre	NICOLLE Thomas	BMW Z4	COU	3	00:19:59.853	8	16 Tr.	1 Tr.	2:25.831	7	172.9
18	43	Saintéloc Racing	BUFFIN Jean-Paul	SOURD Marc	Audi R8 LMS ultra	COU	4	00:13:35.481	2	22 Tr.	6 Tr.	10:51.584	2	38.7
19	20	Sofrev ASP	BEAUBELIQUE Jean-Luc	BADEY Ludovic	Ferrari 458 Italia	CHA	15	00:02:59.911	1	23 Tr.	1 Tr.	-	0	-

M Tps : 2:20.275 (179.75 km/h). (N°6) TRELUYER Benoît

sous réserve de vérifications techniques en cours ou d'incidents d'ordre sportif
Subject technicals scrutineering or sporting incidents

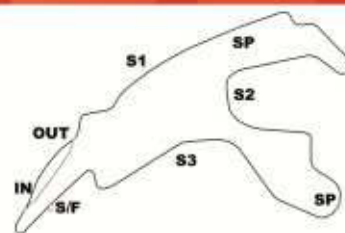
Le Directeur de Course / The Race Director
Joël DO VALE

Le Chronométrateur / The Timekeeper
Sylvie BUZZIGHIN

Heure d'affichage / Time posting
21 juin 2014 19:54

GT TOUR FFSA 2014

20 au 22 Juin



Championnat de France GT FFSA

Circuit de Spa Francorchamps (7.004 km)

Course 1

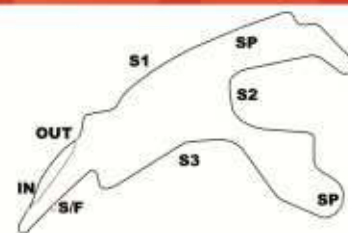
Lap chart

Départ : 5 1 76 4 3 36 20 9 7 350 51 42 22 50 43 10 44 6 21

Tour 0	20	43	6	21	50	5	76	1	4	3	51	9	7	10	42	36	22	6	350
Tour 1	5	76	4	1	3	9	51	7	42	50	10	350	36	22	21	44	43	6	20
Tour 2	76	5	4	1	3	9	51	7	42	10	50	36	350	21	22	44	6	43	
Tour 3	76	5	4	1	3	9	51	7	42	10	36	50	350	21	22	44	6		
Tour 4	76	5	1	4	3	9	51	7	42	10	36	50	350	21	22	44	6		
Tour 5	5	76	1	4	3	9	51	7	42	10	36	50	350	21	22	44	6		
Tour 6	5	76	1	4	3	9	51	7	42	10	36	50	350	21	22	44	6		
Tour 7	5	76	1	4	3	9	51	7	42	10	36	50	350	21	22	44	6		
Tour 8	5	76	1	4	3	51	9	7	42	10	36	350	21	22	44	50	6		
Tour 9	5	76	1	4	3	51	9	7	42	10	36	350	22	44	50	6			
Tour 10	5	76	1	4	3	51	9	7	10	42	36	350	22	44	6				
Tour 11	5	76	1	4	3	51	9	7	10	42	36	350	22	44	6				
Tour 12	5	76	1	4	3	51	9	7	10	42	36	350	22	44	6				
Tour 13	350	76	1	4	5	51	3	44	9	10	7	36	42	22	6				
Tour 14	1	4	76	5	51	3	9	10	7	36	42	350	44	6					
Tour 15	1	4	5	51	3	9	10	36	42	7	76	350	44	6					
Tour 16	1	5	4	51	3	9	10	36	42	7	76	350	6	44					
Tour 17	1	5	4	51	3	9	10	36	42	7	76	350	6	44					
Tour 18	1	5	4	51	3	9	10	36	42	76	350	6	44						
Tour 19	1	5	51	3	9	10	36	42	4	76	350	6	44						
Tour 20	1	5	51	3	9	10	36	42	4	76	350	6	44						
Tour 21	1	5	51	3	10	36	9	42	4	76	350	6	44						
Tour 22	1	51	3	9	42	36	10	4	350	76	5	44	6						
Tour 23	1	51	3	9	42	36	4	10	350	76	44								
Tour 24	1	51	42	36	4	10	9	3	350										

GT TOUR FFSA 2014

20 au 22 Juin



Championnat de France GT FFSA

Circuit de Spa Francorchamps (7.004 km)

Course 1

Tour par tour

NT	Heure	S1	SP1	S2	SP2	S3	Dern. Tr	Total Time	NT	Heure	S1	SP1	S2	SP2	S3	Dern. Tr	Total Time
N° 51, HAS / PAR, Pos. 2									17	19:28:56	41.403	212.18	1:06.133	168.22	37.402	2:24.938	43:34.842
11	19:11:52	40.841	205.71	1:05.267	165.9	37.022	2:23.130	26:31.626	18	19:31:39	52.102	214.71	1:11.389	157.66	39.725	2:43.216	46:18.058
12	19:14:17	41.081	200.37	1:05.817	158.13	37.497	2:24.395	28:56.021	19	19:34:24	52.848	165.64	1:12.175	162.65	40.448	2:45.471	49:03.529
13	19:17:53	1:54.25	238.41	1:05.377	170.62	36.760	3:36.391	32:32.412	20	19:37:41	1:07.29	99.26	1:14.502	148.76	55.409	3:17.203	52:20.732
14	19:20:15	40.564	249.42	1:04.198	170.62	37.459	2:22.221	34:54.633	21	19:40:08	40.961	274.11	1:08.229	167.18	37.100	2:26.290	54:47.022
15	19:22:37	40.504	207.69	1:04.280	170.89	36.676	2:21.460	37:16.093	22	19:42:33	40.858	270	1:07.240	165.64	37.562	2:25.660	57:12.682
16	19:24:58	40.434	250.58	1:04.566	171.16	36.470	2:21.470	39:37.563	23	19:44:59	41.583	266.01	1:06.493	172.8	37.225	2:25.301	59:37.983
17	19:27:20	40.551	249.42	1:04.435	173.35	36.485	2:21.471	41:59.034	24	19:47:24	41.214	214.29	1:06.490	165.9	37.607	2:25.311	1:02:03.294
18	19:29:44	40.453	210.12	1:04.561	168.49	38.938	2:23.952	44:22.986									
19	19:33:54	1:24.61	115.76	1:33.440	123.15	1:11.835	4:09.886	48:32.872									
20	19:37:36	1:19.89	93.99	1:25.882	138.46	56.219	3:41.992	52:14.864									
21	19:39:58	41.028	250	1:05.158	170.89	36.310	2:22.496	54:37.360									
22	19:42:19	-	-	-	173.35	36.152	2:21.190	56:58.550									
23	19:44:42	41.735	242.7	1:04.902	170.89	36.380	2:23.017	59:21.567									
24	19:47:04	40.411	250	1:04.860	170.35	36.727	2:21.998	1:01:43.565									
N° 76, NAR / ARM, Pos. 10																	
1	18:47:46	-	249.42	1:05.919	169.01	36.574	2:25.515	2:25.515									
2	18:50:10	41.222	200	1:05.592	166.92	36.544	2:23.358	4:48.873									
3	18:52:33	41.205	261.5	1:05.388	165.64	36.563	2:23.156	7:12.029									
4	18:54:55	40.610	260.87	1:05.226	166.41	36.835	2:22.671	9:34.700									
5	18:57:18	41.361	267.33	1:05.197	168.75	36.449	2:23.007	11:57.707									
6	18:59:40	-	-	-	166.41	36.217	2:21.915	14:19.622									
7	19:02:02	40.765	207.69	1:05.000	172.25	36.226	2:21.991	16:41.613									
8	19:04:24	40.569	268.66	1:05.229	170.35	36.242	2:22.040	19:03.653									
9	19:06:47	40.391	263.41	1:05.266	171.97	36.591	2:22.248	21:25.901									
10	19:09:09	40.682	256.53	1:05.461	165.39	36.448	2:22.591	23:48.492									
11	19:11:32	40.675	271.36	1:05.661	167.96	36.447	2:22.783	26:11.275									
12	19:13:55	-	-	-	168.49	36.682	2:22.690	28:33.965									
13	19:17:34	1:56.64	249.42	1:05.783	170.35	36.447	3:38.879	32:12.844									
14	19:20:05	40.542	263.41	1:05.524	168.75	45.177	2:31.243	34:44.087									
15	19:23:13	1:24.99	254.12	1:06.195	170.35	37.091	3:08.283	37:52.370									
16	19:25:35	40.647	210.53	1:05.203	166.67	36.404	2:22.254	40:14.624									
17	19:27:57	40.253	270.68	1:05.031	171.16	36.487	2:21.771	42:36.395									
18	19:30:22	40.517	267.33	1:07.264	164.89	37.493	2:25.274	45:01.669									
19	19:34:05	59.994	160.95	1:28.029	127.36	1:14.455	3:42.478	48:44.147									
20	19:37:40	1:24.43	97.12	1:15.775	150	54.713	3:34.925	52:19.072									
21	19:40:04	41.199	244.9	1:06.773	169.28	36.596	2:24.568	54:43.640									
22	19:42:50	40.620	260.87	1:06.040	165.9	58.745	2:45.405	57:29.045									
23	19:47:08	1:39.24	198.9	1:27.277	102.08	1:11.904	4:18.422	1:01:47.467									
N° 350, COL / DUQ, Pos. 9																	
1	18:48:00	-	213.86	1:10.918	163.14	38.693	2:39.377	2:39.377									
2	18:50:31	-	-	-	166.15	39.448	2:30.574	5:09.951									
3	18:52:59	42.746	204.93	1:07.703	170.35	37.658	2:28.107	7:38.058									
4	18:55:26	42.108	257.14	1:06.636	165.14	38.962	2:27.706	10:05.764									
5	18:58:00	-	-	-	161.92	42.499	2:33.451	12:39.215									
6	19:00:26	41.898	258.37	1:06.430	167.96	37.933	2:26.261	15:05.476									
7	19:02:52	41.540	259.62	1:06.554	170.89	37.822	2:25.916	17:31.392									
8	19:05:17	41.126	260.24	1:06.643	172.52	37.183	2:24.952	19:56.344									
9	19:07:42	41.872	259.62	1:06.735	167.96	36.770	2:25.377	22:21.721									
10	19:10:09	42.159	257.76	1:06.788	170.35	37.556	2:26.503	24:48.224									
11	19:12:34	41.478	248.85	1:06.959	165.39	37.111	2:25.548	27:13.772									
12	19:15:01	41.806	250.58	1:06.782	168.75	37.914	2:26.502	29:40.274									
13	19:17:28	41.911	257.14	1:07.506	166.15	37.796	2:27.213	32:07.487									
14	19:21:38	2:24.03	238.94	1:07.830	165.39	38.147	4:10.016	36:17.503									
15	19:24:05	41.644	269.33	1:06.989	166.41	37.686	2:26.319	38:43.822									
16	19:26:31	41.979	250.58	1:06.680	165.39	37.423	2:26.082	41:09.904									