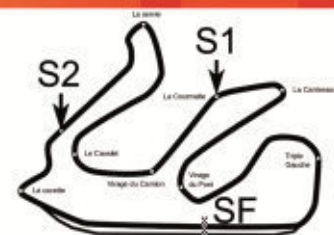


# GT TOUR FFSA 2014

## 30 Mai au 1er Juin



Porsche Carrera Cup France  
Course 2

Circuit de Lédenon (3.14 km)  
Classement sur le nombre de tours

Pos.	N°	Noms	Nat	Team	Cat	P cat.	NT	Total Time	Ecart 1er	Ecart prec	M Tps	Au tour	M vit	Pena.
1	2	Jousse Maxime	FRA	Sebastien Loeb Racing	A	1	19	00:26:22.458	-	-	1:22.296	4	137.36	0
2	88	Ledogar Côme	FRA	Team Martinet - Alméras	A	2	19	00:26:31.385	8.927	8.927	1:22.664	3	136.75	0
3	5	Martins Lonni	POR	Racing Technology	A	3	19	00:26:34.197	11.739	2.812	1:22.947	3	136.28	0
4	85	Marroc Nicolas	FRA	@LoebRacing	A	4	19	00:26:47.798	25.340	13.601	1:23.224	3	135.83	0
5	1	Castelli Gael	FRA	Larbre Compétition	A	5	19	00:26:48.498	26.040	0.700	1:23.128	3	135.98	0
6	3	Cognaud Alexandre	FRA	Racing Technology	A	6	19	00:26:49.249	26.791	0.751	1:23.571	3	135.26	0
7	911	Lapierre Christophe	FRA	@LoebRacing	B	1	19	00:26:53.031	30.573	3.782	1:23.782	3	134.92	0
8	76	Pasquali Laurent	FRA	Imsa Performance Matmut	B	2	19	00:26:54.663	32.205	1.632	1:23.725	15	135.01	0
9	44	Hamon Christophe	FRA	Racing Technology	B	3	19	00:26:57.228	34.770	2.565	1:23.811	6	134.87	0
10	9	De Narda Joffrey	FRA	@LoebRacing	A	7	19	00:26:57.796	35.338	0.568	1:23.597	7	135.22	0
11	6	Armino Nicolas	FRA	Imsa Performance Matmut	A	8	19	00:27:03.358	40.900	5.562	1:22.618	6	136.82	30
12	11	Lindland Roar	NOR	Sebastien Loeb Racing	B	4	19	00:27:03.997	41.539	0.639	1:23.930	3	134.68	0
13	10	Monti Romain	FRA	Yvan Muller Racing	A	9	19	00:27:07.164	44.706	3.167	1:22.961	3	136.26	30
14	14	Antunes Jimmy	SUI	Imsa Performance Matmut	A	10	19	00:27:12.323	49.865	5.159	1:22.759	5	136.59	30
15	18	Palette Steven	FRA	Yvan Muller Racing	A	11	19	00:27:19.084	56.626	6.761	1:23.377	5	135.58	30
16	07	Lepesqueux Antoine	FRA	Larbre Compétition	A	12	19	00:27:28.840	1:06.382	9.756	1:24.317	5	134.07	0
17	8	Glorieux Jean	BEL	Speed Lover	B	5	19	00:27:33.344	1:10.886	4.504	1:24.730	5	133.41	0
18	55	Jaquillard Christian	SUI	Yvan Muller Racing	B	6	19	00:27:34.688	1:12.230	1.344	1:25.163	3	132.73	0

Cts n'ayant pas couvert 75% du nbre de tour du premier (Exigences : 75% du nombre de tours du premier = 14 Tr.)

19	24	Cattaneo Marc	FRA	Team Martinet - Alméras	B	7	7	00:10:06.424	12 Tr.	12 Tr.	1:24.270	3	134.14	0
20	12	Dayraut Jean Philippe	FRA	Cardeco Racing	A	13	6	00:08:40.606	13 Tr.	1 Tr.	1:23.566	2	135.27	0
21	56	Dillmann Tom	FRA	RMS	A	14	3	00:04:16.819	16 Tr.	3 Tr.	1:22.931	3	136.31	0

### Pas un tour

22	7	Beltoise Vincent	FRA	Racing Technology	A	15	0	00:00:03.982	19 Tr.	3 Tr.	-	0	-	0
23	4	Bottemanne Sacha	FRA	Sebastien Loeb Racing	A	16	0	00:00:04.268	19 Tr.	0.286	-	0	-	0

M Tps : 1:22.296 (137.36 km/h), (N°2) Jousse Maxime

**Sous réserve de vérifications techniques en cours ou d'incidents d'ordre sportif**  
**Subject technicals scrutineering or sporting incidents**

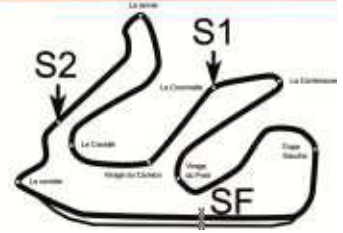
**30s de pénalité pour les concurrents N° 6 - 10 - 14 - 18 pour drive through non effectué (non respect du drapeau jaune)**

Le Directeur de Course / The Race Director  
René PASCOUAU

Heure d'affichage / Time posting  
1 juin 2014 15:57

Le Chronométrateur / The Timekeeper  
Sylvie BUZZIGHIN

**GT TOUR FFSA 2014**  
**30 Mai au 1er Juin**



Porsche Carrera Cup France  
Course 2

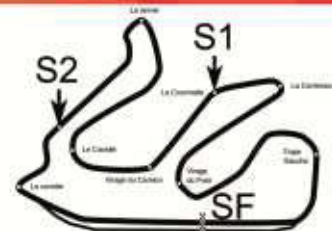
Circuit de Lédenon (3.14 km)  
Lap chart

Départ : 56 2 6 88 5 7 4 10 3 85 14 911 12 76 1 11 18 44 07 9 8 55 24

Tour 0	2	56	6	88	5	7	4	10	3	85	911	14	12	76	1	11	18	44	07	9	55	24	8
Tour 1	2	6	88	56	5	10	85	1	12	14	3	18	911	44	76	9	11	07	24	8	55		
Tour 2	2	6	88	56	5	10	85	1	12	14	3	18	911	44	76	9	11	07	24	8	55		
Tour 3	2	6	88	56	5	10	85	1	14	12	3	18	911	44	76	9	11	07	24	8	55		
Tour 4	2	6	88	5	10	85	1	14	18	911	44	3	12	76	9	11	07	24	8	55			
Tour 5	2	6	88	5	10	85	1	14	18	911	44	3	12	76	9	11	07	24	8	55			
Tour 6	2	6	88	5	10	1	85	14	18	911	44	3	76	9	11	12	07	24	8	55			
Tour 7	2	6	88	5	10	1	85	14	18	911	44	3	76	9	11	07	24	8	55				
Tour 8	2	6	88	5	10	1	85	14	18	911	44	3	76	9	11	8	55	07					
Tour 9	2	6	88	5	10	1	14	85	18	911	44	3	76	9	11	55	07	8					
Tour 10	2	6	88	5	10	1	14	85	18	911	3	44	76	9	11	55	07	8					
Tour 11	2	6	88	5	10	14	1	85	18	3	911	44	76	9	11	55	07	8					
Tour 12	2	6	88	5	10	14	1	85	18	3	911	76	44	9	11	55	07	8					
Tour 13	2	6	88	5	10	14	1	85	18	3	911	76	44	9	11	07	55	8					
Tour 14	2	6	88	5	10	14	1	85	18	3	911	76	44	9	11	07	55	8					
Tour 15	2	88	6	5	10	14	1	85	18	3	911	76	44	9	11	07	8	55					
Tour 16	2	88	6	5	10	14	1	85	18	3	911	76	44	9	11	07	8	55					
Tour 17	2	88	6	5	10	14	85	1	18	3	911	76	44	9	11	07	8	55					
Tour 18	2	88	6	5	10	14	85	1	18	3	911	76	44	9	11	07	8	55					
Tour 19	2	88	6	5	10	14	85	1	18	3	911	76	44	9	11	07	8	55					

# GT TOUR FFSA 2014

## 30 Mai au 1er Juin



Porsche Carrera Cup France

Circuit de Lédenon (3.14 km)

Course 2

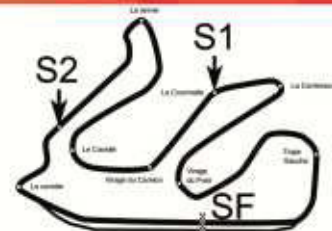
Tour par tour

NT	Heure	S1	S2	S3	Dern. Tr	Total Time	NT	Heure	S1	S2	S3	Dern. Tr	Total Time
<b>N° 1, Castelli Gael, Pos. 5</b>							<b>N° 5, Martins Lonni, Pos. 3</b>						
1	14:44:48	31.052	25.018	31.330	1:27.400	1:33.320	4	14:49:04	28.809	26.823	31.514	1:27.146	5:49.331
2	14:46:12	27.534	24.514	31.255	1:23.303	2:56.623	5	14:50:28	27.982	24.609	<b>31.229</b>	1:23.820	7:13.151
3	14:47:35	<b>27.486</b>	24.495	<b>31.147</b>	<b>1:23.128</b>	4:19.751	6	14:51:52	27.826	24.625	31.338	1:23.789	8:36.940
4	14:48:58	27.604	<b>24.470</b>	31.201	1:23.275	5:43.026	7	14:53:16	28.041	24.586	31.403	1:24.030	10:00.970
5	14:50:22	27.584	24.569	31.359	1:23.512	7:06.538	8	14:54:40	27.978	24.660	31.414	1:24.052	11:25.022
6	14:51:45	27.731	24.764	31.184	1:23.679	8:30.217	9	14:56:04	28.012	24.902	31.307	1:24.221	12:49.243
7	14:53:09	27.829	24.650	31.208	1:23.687	9:53.904	10	14:57:28	27.972	24.482	31.376	1:23.830	14:13.073
8	14:54:33	27.920	24.786	31.385	1:24.091	11:17.995	11	14:58:52	28.229	24.581	31.412	1:24.222	15:37.295
9	14:55:57	28.191	24.764	31.470	1:24.425	12:42.420	12	15:00:16	27.689	24.681	31.358	1:23.728	17:01.023
10	14:57:22	27.925	24.781	31.419	1:24.125	14:06.545	13	15:01:40	27.882	<b>24.466</b>	31.301	1:23.649	18:24.672
11	14:58:47	28.517	24.833	31.739	1:25.089	15:31.634	14	15:03:03	27.878	24.481	31.321	1:23.680	19:48.352
12	15:00:11	28.138	24.746	31.416	1:24.300	16:55.934	15	15:04:27	27.823	24.567	31.514	1:23.904	21:12.256
13	15:01:35	27.835	24.727	31.484	1:24.046	18:19.980	16	15:05:51	27.826	24.643	31.237	1:23.706	22:35.962
14	15:03:00	28.030	24.724	31.845	1:24.599	19:44.579	17	15:07:15	27.829	24.625	31.418	1:23.872	23:59.834
15	15:04:24	27.967	24.828	31.580	1:24.375	21:08.954	18	15:08:39	28.474	24.738	31.411	1:24.623	25:24.457
16	15:05:49	28.233	25.034	31.391	1:24.658	22:33.612	19	15:10:04	28.476	24.881	31.435	1:24.792	26:49.249
17	15:07:14	28.235	24.971	32.098	1:25.304	23:58.916	<b>N° 6, Armindo Nicolas, Pos. 11</b>						
18	15:08:39	28.294	25.077	31.557	1:24.928	25:23.844	1	14:44:46	31.254	24.955	31.311	1:27.520	1:31.109
19	15:10:03	28.034	24.865	31.755	1:24.654	26:48.498	2	14:46:09	27.812	24.515	31.062	1:23.389	2:54.498
<b>N° 2, Jousse Maxime, Pos. 1</b>							3	14:47:32	27.656	24.295	<b>30.996</b>	1:22.947	4:17.445
1	14:44:44	30.203	24.686	31.175	1:26.064	1:28.639	4	14:48:56	27.762	<b>24.212</b>	31.131	1:23.105	5:40.550
2	14:46:07	27.543	24.561	31.107	1:23.211	2:51.850	5	14:50:19	27.733	24.362	31.209	1:23.304	7:03.854
3	14:47:30	27.446	24.680	<b>30.798</b>	1:22.924	4:14.774	6	14:51:42	27.717	24.374	31.111	1:23.202	8:27.056
4	14:48:52	<b>27.168</b>	<b>24.202</b>	30.926	<b>1:22.296</b>	5:37.070	7	14:53:05	<b>27.585</b>	24.375	31.211	1:23.171	9:50.227
5	14:50:14	27.194	24.420	30.816	1:22.430	6:59.500	8	14:54:29	27.722	24.467	31.193	1:23.382	11:13.609
6	14:51:37	27.274	24.492	31.021	1:22.787	8:22.287	9	14:55:52	27.818	24.641	31.125	1:23.584	12:37.193
7	14:53:00	27.225	24.399	30.987	1:22.611	9:44.898	10	14:57:16	27.726	24.667	31.179	1:23.572	14:00.765
8	14:54:22	27.273	24.302	30.860	1:22.435	11:07.333	11	14:58:39	27.675	24.590	31.281	1:23.546	15:24.311
9	14:55:45	27.230	24.619	30.880	1:22.729	12:30.062	12	15:00:03	27.703	24.603	31.203	1:23.509	16:47.820
10	14:57:08	27.316	24.430	30.976	1:22.722	13:52.784	13	15:01:27	27.772	24.733	31.270	1:23.775	18:11.595
11	14:58:31	27.366	24.468	30.920	1:22.754	15:15.538	14	15:02:50	27.938	24.774	31.193	1:23.905	19:35.500
12	14:59:53	27.403	24.451	31.121	1:22.975	16:38.513	15	15:04:14	27.605	24.725	31.241	1:23.571	20:59.071
13	15:01:17	27.561	24.700	31.070	1:23.331	18:01.844	16	15:05:38	28.075	24.645	31.294	1:24.014	22:23.085
14	15:02:40	27.540	24.492	31.106	1:23.138	19:24.982	17	15:07:02	27.836	24.498	31.163	1:23.497	23:46.582
15	15:04:03	27.487	24.505	31.078	1:23.070	20:48.052	18	15:08:25	27.850	24.700	31.327	1:23.877	25:10.459
16	15:05:26	27.574	24.568	31.160	1:23.302	22:11.354	19	15:09:49	27.896	24.700	31.142	1:23.738	26:34.197
17	15:06:50	27.560	24.643	31.096	1:23.299	23:34.653	<b>N° 3, Cougnaud Alexandre, Pos. 6</b>						
18	15:08:13	27.561	24.667	31.204	1:23.432	24:58.085	1	14:44:44	30.261	24.638	31.318	1:26.217	1:29.073
19	15:09:37	27.814	24.882	31.677	1:24.373	26:22.458	2	14:46:07	27.631	24.538	30.913	1:23.082	2:52.155
<b>N° 4, Cougnaud Alexandre, Pos. 6</b>							3	14:47:30	27.379	24.808	30.991	1:23.178	4:15.333
1	14:44:50	33.082	25.811	31.311	1:30.204	1:34.837	4	14:48:53	27.395	<b>24.320</b>	30.940	1:22.655	5:37.988
2	14:46:14	27.809	24.618	31.350	1:23.777	2:58.614	5	14:50:16	27.247	24.407	31.034	1:22.688	7:00.676
3	14:47:37	27.658	24.567	31.346	1:23.571	4:22.185	6	14:51:38	<b>27.228</b>	24.543	30.847	1:22.618	8:23.294
							7	14:53:01	27.269	24.489	30.878	1:22.636	9:45.930



# GT TOUR FFSA 2014

## 30 Mai au 1er Juin



Porsche Carrera Cup France

Circuit de Lédenon (3.14 km)

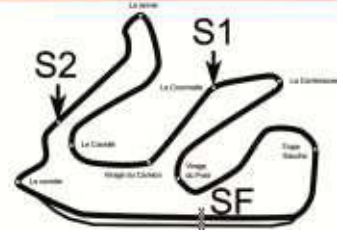
Course 2

Tour par tour

NT	Heure	S1	S2	S3	Dern. Tr	Total Time	NT	Heure	S1	S2	S3	Dern. Tr	Total Time
<b>N° 6, Armino Nicolas, Pos. 11</b>							7	14:53:26	28.735	25.246	32.090	1:26.071	10:11.306
4	14:48:53	27.395	<b>24.320</b>	30.940	1:22.655	5:37.988	8	14:54:54	29.226	25.953	32.229	1:27.408	11:38.714
5	14:50:16	27.247	24.407	31.034	1:22.688	7:00.676	9	14:56:28	28.849	32.620	32.967	1:34.436	13:13.150
6	14:51:38	<b>27.228</b>	24.543	30.847	<b>1:22.618</b>	8:23.294	10	14:57:54	28.788	25.007	31.892	1:25.687	14:38.837
7	14:53:01	27.269	24.489	30.878	1:22.636	9:45.930	11	14:59:19	28.929	24.962	<b>31.370</b>	1:25.261	16:04.098
8	14:54:24	27.483	24.427	<b>30.816</b>	1:22.726	11:08.656	12	15:00:45	28.701	24.838	32.112	1:25.651	17:29.749
9	14:55:46	27.432	24.390	30.958	1:22.780	12:31.436	13	15:02:10	28.768	24.906	31.891	1:25.565	18:55.314
10	14:57:10	27.480	24.742	31.047	1:23.269	13:54.705	14	15:03:36	28.743	25.140	31.755	1:25.638	20:20.952
11	14:58:33	27.557	24.582	30.966	1:23.105	15:17.810	15	15:05:02	28.601	25.635	31.986	1:26.222	21:47.174
12	14:59:56	27.315	24.469	31.249	1:23.033	16:40.843	16	15:06:28	28.592	25.133	32.029	1:25.754	23:12.928
13	15:01:19	27.555	24.549	31.011	1:23.115	18:03.958	17	15:07:54	28.602	25.073	32.073	1:25.748	24:38.676
14	15:02:42	27.495	24.596	30.864	1:22.955	19:26.913	18	15:09:20	29.163	25.190	32.174	1:26.527	26:05.203
15	15:04:14	27.500	24.428	40.076	1:32.004	20:58.917	19	15:10:48	29.581	25.598	32.962	1:28.141	27:33.344
16	15:05:37	27.596	24.507	31.074	1:23.177	22:22.094	<b>N° 9, De Narda Jeffrey, Pos. 10</b>						
17	15:07:01	27.996	24.576	31.247	1:23.819	23:45.913	1	14:44:52	31.932	26.347	31.762	1:30.041	1:37.094
18	15:08:24	27.622	24.582	31.332	1:23.536	25:09.449	2	14:46:16	28.219	24.800	31.362	1:24.381	3:01.475
19	15:09:48	27.810	24.784	31.315	1:23.909	26:33.358	3	14:47:40	27.841	24.877	<b>31.146</b>	1:23.864	4:25.339
<b>N° 07, Lepasqueux Antoine, Pos. 16</b>							4	14:49:06	28.079	25.142	32.117	1:25.338	5:50.677
1	14:44:53	32.500	26.699	31.972	1:31.171	1:38.123	5	14:50:30	28.000	24.719	31.290	1:24.009	7:14.686
2	14:46:18	28.393	25.552	31.383	1:25.328	3:03.451	6	14:51:54	27.915	24.697	31.595	1:24.207	8:38.893
3	14:47:43	28.160	24.958	<b>31.264</b>	1:24.382	4:27.833	7	14:53:17	<b>27.719</b>	<b>24.558</b>	31.320	<b>1:23.597</b>	10:02.490
4	14:49:08	28.095	24.949	31.707	1:24.751	5:52.584	8	14:54:42	27.844	24.731	31.597	1:24.172	11:26.662
5	14:50:32	28.221	24.770	31.326	<b>1:24.317</b>	7:16.901	9	14:56:06	27.748	24.804	31.944	1:24.496	12:51.158
6	14:51:56	<b>28.082</b>	<b>24.561</b>	31.806	1:24.449	8:41.350	10	14:57:30	27.905	24.867	31.572	1:24.344	14:15.502
7	14:53:21	28.111	25.021	31.561	1:24.693	10:06.043	11	14:58:55	28.165	24.831	31.517	1:24.513	15:40.015
8	14:55:00	41.643	25.391	31.884	1:38.918	11:44.961	12	15:00:20	28.036	24.877	32.428	1:25.341	17:05.356
9	14:56:26	28.297	25.463	32.265	1:26.025	13:10.986	13	15:01:45	28.126	24.972	31.509	1:24.607	18:29.963
10	14:57:51	28.496	25.075	31.971	1:25.542	14:36.528	14	15:03:09	28.038	24.915	31.486	1:24.439	19:54.402
11	14:59:17	28.403	25.167	31.836	1:25.406	16:01.934	15	15:04:34	28.463	25.044	31.521	1:25.028	21:19.430
12	15:00:43	28.319	25.284	32.165	1:25.768	17:27.702	16	15:05:59	28.153	24.981	31.360	1:24.494	22:43.924
13	15:02:08	28.556	25.085	31.822	1:25.463	18:53.165	17	15:07:24	28.070	25.558	31.191	1:24.819	24:08.743
14	15:03:33	28.294	25.074	31.700	1:25.068	20:18.233	18	15:08:48	27.908	25.012	31.276	1:24.196	25:32.939
15	15:04:59	28.398	25.084	31.864	1:25.346	21:43.579	19	15:10:13	28.137	24.937	31.783	1:24.857	26:57.796
16	15:06:24	28.566	25.158	31.746	1:25.470	23:09.049	<b>N° 10, Monti Romain, Pos. 13</b>						
17	15:07:50	28.626	25.334	31.937	1:25.897	24:34.946	1	14:44:47	30.833	25.103	31.326	1:27.262	1:31.573
18	15:09:17	28.800	25.494	32.371	1:26.665	26:01.611	2	14:46:10	27.834	24.621	31.068	1:23.523	2:55.096
19	15:10:44	28.898	25.596	32.735	1:27.229	27:28.840	3	14:47:33	27.546	24.525	<b>30.890</b>	<b>1:22.961</b>	4:18.057
<b>N° 8, Glorieux Jean, Pos. 17</b>							4	14:48:56	27.703	24.481	31.011	1:23.195	5:41.252
1	14:44:55	32.810	26.761	32.579	1:32.150	1:39.644	5	14:50:19	<b>27.454</b>	24.558	31.019	1:23.031	7:04.283
2	14:46:20	<b>28.400</b>	25.145	31.582	1:25.127	3:04.771	6	14:51:42	27.750	24.449	31.048	1:23.247	8:27.530
3	14:47:45	28.591	24.917	31.379	1:24.887	4:29.658	7	14:53:06	27.714	<b>24.382</b>	31.083	1:23.179	9:50.709
4	14:49:10	28.442	24.798	31.750	1:24.990	5:54.648	8	14:54:29	27.622	24.540	31.193	1:23.355	11:14.064
5	14:50:34	28.585	<b>24.545</b>	31.600	<b>1:24.730</b>	7:19.378	9	14:55:52	27.761	24.560	31.129	1:23.450	12:37.514
6	14:52:00	28.613	24.908	32.336	1:25.857	8:45.235	10	14:57:16	27.909	24.565	31.384	1:23.858	14:01.372

### GT TOUR FFSA 2014

### 30 Mai au 1er Juin



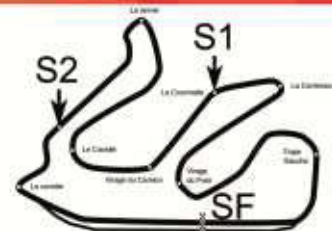
Porsche Carrera Cup France  
Course 2

Circuit de Lédenon (3.14 km)  
Tour par tour

NT	Heure	S1	S2	S3	Dern. Tr	Total Time	NT	Heure	S1	S2	S3	Dern. Tr	Total Time
<b>N° 10, Monti Romain, Pos. 13</b>							<b>N° 18, Palette Steven, Pos. 15</b>						
7	14:53:06	27.714	<b>24.382</b>	31.083	1:23.179	9:50.709	2	14:46:12	27.559	24.679	31.068	1:23.306	2:57.529
8	14:54:29	27.622	24.540	31.193	1:23.355	11:14.064	3	14:47:37	27.751	24.520	31.827	1:24.098	4:21.627
9	14:55:52	27.761	24.560	31.129	1:23.450	12:37.514	4	14:48:59	27.470	24.433	30.916	1:22.819	5:44.446
10	14:57:16	27.909	24.565	31.384	1:23.858	14:01.372	5	14:50:22	<b>27.397</b>	<b>24.394</b>	30.968	<b>1:22.759</b>	7:07.205
11	14:58:40	27.857	24.460	31.273	1:23.590	15:24.962	6	14:51:47	27.647	25.365	31.944	1:24.956	8:32.161
12	15:00:04	27.757	24.646	31.327	1:23.730	16:48.692	7	14:53:11	27.795	24.861	<b>30.887</b>	1:23.543	9:55.704
13	15:01:27	27.793	24.891	31.167	1:23.851	18:12.543	8	14:54:34	27.798	24.636	31.149	1:23.583	11:19.287
14	15:02:51	27.778	24.663	31.291	1:23.732	19:36.275	9	14:55:58	27.863	24.657	31.619	1:24.139	12:43.426
15	15:04:15	27.925	24.788	31.428	1:24.141	21:00.416	10	14:57:22	27.620	24.596	31.184	1:23.400	14:06.826
16	15:05:39	27.908	24.740	31.173	1:23.821	22:24.237	11	14:58:46	27.932	24.633	31.987	1:24.552	15:31.378
17	15:07:03	27.956	24.732	31.306	1:23.994	23:48.231	12	15:00:10	27.905	24.860	31.140	1:23.905	16:55.283
18	15:08:28	27.979	24.744	31.618	1:24.341	25:12.572	13	15:01:34	27.717	24.659	31.112	1:23.488	18:18.771
19	15:09:52	28.180	24.818	31.594	1:24.592	26:37.164	14	15:02:57	27.752	24.712	31.176	1:23.640	19:42.411
<b>N° 11, Lindland Roar, Pos. 12</b>							15	15:04:21	27.851	24.716	31.351	1:23.918	21:06.329
1	14:44:53	32.811	26.687	31.900	1:31.398	1:37.570	16	15:05:45	27.899	24.784	31.125	1:23.808	22:30.137
2	14:46:17	28.191	24.775	31.651	1:24.617	3:02.187	17	15:07:09	27.842	24.870	31.390	1:24.102	23:54.239
3	14:47:41	27.917	24.698	31.315	<b>1:23.930</b>	4:26.117	18	15:08:33	27.714	24.794	31.157	1:23.665	25:17.904
4	14:49:06	27.984	24.889	32.222	1:25.095	5:51.212	19	15:09:57	27.933	24.917	31.569	1:24.419	26:42.323
5	14:50:30	28.015	24.709	31.392	1:24.116	7:15.328	<b>N° 12, Dayraut Jean Philippe, Pos. 20</b>						
6	14:51:55	27.924	<b>24.658</b>	31.741	1:24.323	8:39.651	1	14:44:50	31.638	25.783	31.481	1:28.902	1:35.292
7	14:53:19	<b>27.855</b>	24.821	31.557	1:24.233	10:03.884	2	14:46:14	27.675	<b>24.557</b>	31.404	1:23.636	2:58.928
8	14:54:43	28.122	24.832	<b>31.283</b>	1:24.237	11:28.121	3	14:47:37	27.628	24.718	31.255	1:23.601	4:22.529
9	14:56:07	28.100	24.923	31.391	1:24.414	12:52.535	4	14:49:02	28.461	24.583	<b>31.042</b>	1:24.086	5:46.615
10	14:57:32	28.105	24.940	31.629	1:24.674	14:17.209	5	14:50:25	<b>27.532</b>	24.716	31.129	<b>1:23.377</b>	7:09.992
11	14:58:57	28.146	24.923	31.491	1:24.560	15:41.769	6	14:51:49	27.737	24.953	31.197	1:23.887	8:33.879
12	15:00:22	28.331	24.865	31.929	1:25.125	17:06.894	7	14:53:12	27.798	24.563	31.184	1:23.545	9:57.424
13	15:01:47	28.088	25.053	31.638	1:24.779	18:31.673	8	14:54:36	27.661	24.815	31.180	1:23.656	11:21.080
14	15:03:12	28.158	25.048	31.779	1:24.985	19:56.658	9	14:56:00	27.888	24.868	31.386	1:24.142	12:45.222
15	15:04:37	28.249	25.066	31.571	1:24.886	21:21.544	10	14:57:25	27.919	25.317	31.278	1:24.514	14:09.736
16	15:06:01	28.244	25.056	31.681	1:24.981	22:46.525	11	14:58:49	27.848	24.877	31.376	1:24.101	15:33.837
17	15:07:27	28.380	25.009	31.899	1:25.288	24:11.813	12	15:00:13	27.930	24.843	31.614	1:24.387	16:58.224
18	15:08:53	28.402	25.511	32.045	1:25.958	25:37.771	13	15:01:37	28.065	24.890	31.188	1:24.143	18:22.367
19	15:10:19	28.728	25.378	32.120	1:26.226	27:03.997	14	15:03:02	27.974	24.703	31.616	1:24.293	19:46.660
<b>N° 14, Antunes Jimmy, Pos. 14</b>							15	15:04:26	28.067	24.724	31.204	1:23.995	21:10.655
1	14:44:49	31.786	25.161	31.450	1:28.397	1:33.827	16	15:05:50	27.935	24.642	31.370	1:23.947	22:34.602
2	14:46:12	<b>27.490</b>	24.902	<b>31.174</b>	<b>1:23.566</b>	2:57.393	17	15:07:14	28.274	24.922	31.567	1:24.763	23:59.365
3	14:47:37	27.597	<b>24.686</b>	32.395	1:24.678	4:22.071	18	15:08:39	28.313	25.043	31.451	1:24.807	25:24.172
4	14:49:05	29.330	26.679	31.775	1:27.784	5:49.855	19	15:10:04	28.416	24.862	31.634	1:24.912	26:49.084
5	14:50:29	27.684	24.780	31.353	1:23.817	7:13.672	<b>N° 24, Cattaneo Marc, Pos. 19</b>						
6	14:51:56	27.919	25.542	33.473	Pit In	8:40.606	1	14:44:54	32.446	26.942	32.354	1:31.742	1:39.179
<b>N° 12, Dayraut Jean Philippe, Pos. 20</b>							2	14:46:20	28.182	25.317	31.910	1:25.409	3:04.588
<b>N° 14, Antunes Jimmy, Pos. 14</b>							3	14:47:44	<b>27.803</b>	25.024	<b>31.443</b>	<b>1:24.270</b>	4:28.858
<b>N° 14, Antunes Jimmy, Pos. 14</b>							4	14:49:08	27.969	25.011	31.498	1:24.478	5:53.336
<b>N° 14, Antunes Jimmy, Pos. 14</b>							5	14:50:33	28.049	<b>24.793</b>	31.471	1:24.313	7:17.649

# GT TOUR FFSA 2014

## 30 Mai au 1er Juin



Porsche Carrera Cup France

Circuit de Lédenon (3.14 km)

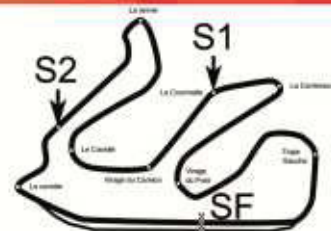
Course 2

Tour par tour

NT	Heure	S1	S2	S3	Dern. Tr	Total Time	NT	Heure	S1	S2	S3	Dern. Tr	Total Time
<b>N° 24, Cattaneo Marc, Pos. 19</b>							<b>N° 56, Dillmann Tom, Pos. 21</b>						
2	14:46:20	28.182	25.317	31.910	1:25.409	3:04.588	16	15:06:29	28.643	25.271	31.888	1:25.802	23:14.148
3	14:47:44	<b>27.803</b>	25.024	<b>31.443</b>	<b>1:24.270</b>	4:28.858	17	15:07:56	28.816	25.310	32.422	1:26.548	24:40.696
4	14:49:08	27.969	25.011	31.498	1:24.478	5:53.336	18	15:09:22	28.796	25.641	32.184	1:26.621	26:07.317
5	14:50:33	28.049	<b>24.793</b>	31.471	1:24.313	7:17.649	19	15:10:50	29.353	25.680	32.338	1:27.371	27:34.688
6	14:51:57	27.817	24.943	31.521	1:24.281	8:41.930	<b>N° 56, Dillmann Tom, Pos. 21</b>						
7	14:53:21	27.996	24.952	31.546	1:24.494	10:06.424	1	14:44:46	31.515	25.478	31.052	1:28.045	1:30.643
8	-	31.542	-	-	-	-	2	14:46:09	27.934	24.491	<b>30.820</b>	1:23.245	2:53.888
<b>N° 44, Hamon Christophe, Pos. 9</b>							3	14:47:32	<b>27.415</b>	<b>24.406</b>	31.110	<b>1:22.931</b>	4:16.819
1	14:44:52	31.972	26.150	32.023	1:30.145	1:36.574	<b>N° 76, Pasquali Laurent, Pos. 8</b>						
2	14:46:16	27.958	24.764	31.312	1:24.034	3:00.608	1	14:44:52	32.871	26.127	31.910	1:30.908	1:36.790
3	14:47:39	27.835	24.751	31.296	1:23.882	4:24.490	2	14:46:16	28.226	24.798	31.353	1:24.377	3:01.167
4	14:49:04	27.828	25.108	31.393	1:24.329	5:48.819	3	14:47:40	27.830	24.804	31.389	1:24.023	4:25.190
5	14:50:28	28.117	24.677	31.255	1:24.049	7:12.868	4	14:49:05	27.824	25.077	32.318	1:25.219	5:50.409
6	14:51:52	<b>27.818</b>	<b>24.604</b>	31.389	<b>1:23.811</b>	8:36.679	5	14:50:29	27.824	24.634	31.272	1:23.730	7:14.139
7	14:53:16	27.985	24.669	<b>31.240</b>	1:23.894	10:00.573	6	14:51:53	27.862	24.809	31.309	1:23.980	8:38.119
8	14:54:40	28.014	24.785	31.337	1:24.136	11:24.709	7	14:53:17	27.753	24.925	31.319	1:23.997	10:02.116
9	14:56:04	27.980	24.941	31.492	1:24.413	12:49.122	8	14:54:41	27.837	24.800	31.209	1:23.846	11:25.962
10	14:57:30	28.780	24.876	31.820	1:25.476	14:14.598	9	14:56:05	27.878	24.852	31.311	1:24.041	12:50.003
11	14:58:54	28.381	24.716	31.328	1:24.425	15:39.023	10	14:57:30	28.205	24.812	31.717	1:24.734	14:14.737
12	15:00:20	28.291	24.919	32.878	1:26.088	17:05.111	11	14:58:54	28.508	24.795	31.259	1:24.562	15:39.299
13	15:01:44	28.086	24.890	31.423	1:24.399	18:29.510	12	15:00:20	28.263	24.844	32.274	1:25.381	17:04.680
14	15:03:09	28.047	24.778	31.509	1:24.334	19:53.844	13	15:01:44	27.783	24.845	31.298	1:23.926	18:28.606
15	15:04:33	28.149	25.000	31.360	1:24.509	21:18.353	14	15:03:08	<b>27.719</b>	24.781	31.506	1:24.006	19:52.612
16	15:05:58	28.020	24.855	31.392	1:24.267	22:42.620	15	15:04:31	27.891	<b>24.626</b>	<b>31.208</b>	<b>1:23.725</b>	21:16.337
17	15:07:22	28.317	24.771	31.514	1:24.602	24:07.222	16	15:05:55	27.872	24.891	31.220	1:23.983	22:40.320
18	15:08:47	28.237	24.922	31.983	1:25.142	25:32.364	17	15:07:20	28.336	25.252	31.291	1:24.879	24:05.199
19	15:10:12	28.069	25.043	31.752	1:24.864	26:57.228	18	15:08:45	28.304	25.025	31.445	1:24.774	25:29.973
<b>N° 55, Jaquillard Christian, Pos. 18</b>							19	15:10:10	28.059	24.909	31.722	1:24.690	26:54.663
1	14:44:55	33.553	26.554	32.613	1:32.720	1:40.145	<b>N° 85, Marroc Nicolas, Pos. 4</b>						
2	14:46:21	28.724	25.378	<b>31.628</b>	1:25.730	3:05.875	1	14:44:47	30.585	25.043	31.688	1:27.316	1:32.182
3	14:47:46	<b>28.321</b>	25.199	31.643	<b>1:25.163</b>	4:31.038	2	14:46:11	27.777	24.801	31.081	1:23.659	2:55.841
4	14:49:12	28.373	25.312	32.199	1:25.884	5:56.922	3	14:47:34	27.596	24.549	31.079	<b>1:23.224</b>	4:19.065
5	14:50:38	28.607	25.320	31.848	1:25.775	7:22.697	4	14:48:58	27.759	<b>24.542</b>	31.252	1:23.553	5:42.618
6	14:52:03	28.366	25.327	31.758	1:25.451	8:48.148	5	14:50:21	27.707	24.649	31.234	1:23.590	7:06.208
7	14:53:29	28.375	<b>25.164</b>	31.857	1:25.396	10:13.544	6	14:51:47	27.782	26.170	31.761	1:25.713	8:31.921
8	14:54:57	30.735	25.461	32.049	1:28.245	11:41.789	7	14:53:10	<b>27.583</b>	24.679	<b>31.076</b>	1:23.338	9:55.259
9	14:56:23	28.433	25.957	31.923	1:26.313	13:08.102	8	14:54:34	27.888	24.611	31.221	1:23.720	11:18.979
10	14:57:49	28.926	25.204	32.221	1:26.351	14:34.453	9	14:55:59	27.853	24.981	32.209	1:25.043	12:44.022
11	14:59:16	28.955	25.249	31.977	1:26.181	16:00.634	10	14:57:23	27.755	24.772	31.283	1:23.810	14:07.832
12	15:00:42	28.930	25.512	32.455	1:26.897	17:27.531	11	14:58:47	27.761	24.913	31.523	1:24.197	15:32.029
13	15:02:10	29.674	25.319	32.199	1:27.192	18:54.723	12	15:00:12	28.256	24.844	31.418	1:24.518	16:56.547
14	15:03:36	28.887	25.239	31.985	1:26.111	20:20.834	13	15:01:36	28.036	24.778	31.339	1:24.153	18:20.700
15	15:05:03	29.612	25.698	32.202	1:27.512	21:48.346	14	15:03:00	27.966	24.856	31.484	1:24.306	19:45.006



GT TOUR FFSA 2014  
30 Mai au 1er Juin



Porsche Carrera Cup France

Circuit de Lédenon (3.14 km)

Course 2

Tour par tour

NT	Heure	S1	S2	S3	Dern. Tr	Total Time	NT	Heure	S1	S2	S3	Dern. Tr	Total Time
<b>N° 85, Marroc Nicolas, Pos. 4</b>							14	15:03:05	28.103	24.722	31.376	1:24.201	19:50.331
11	14:58:47	27.761	24.913	31.523	1:24.197	15:32.029	15	15:04:29	27.979	24.657	31.415	1:24.051	21:14.382
12	15:00:12	28.256	24.844	31.418	1:24.518	16:56.547	16	15:05:54	27.892	24.844	31.433	1:24.169	22:38.551
13	15:01:36	28.036	24.778	31.339	1:24.153	18:20.700	17	15:07:18	27.812	24.831	31.516	1:24.159	24:02.710
14	15:03:00	27.966	24.856	31.484	1:24.306	19:45.006	18	15:08:42	28.190	24.982	31.563	1:24.735	25:27.445
15	15:04:24	28.068	24.916	31.261	1:24.245	21:09.251	19	15:10:08	28.441	25.156	31.989	1:25.586	26:53.031
16	15:05:49	28.339	24.893	31.533	1:24.765	22:34.016							
17	15:07:14	28.097	24.956	31.666	1:24.719	23:58.735							
18	15:08:38	27.906	24.871	31.494	1:24.271	25:23.006							
19	15:10:03	27.967	25.128	31.697	1:24.792	26:47.798							

<b>N° 88, Ledogar Côme, Pos. 2</b>						
1	14:44:45	30.586	24.836	31.063	1:26.485	1:29.853
2	14:46:08	27.802	24.487	31.070	1:23.359	2:53.212
3	14:47:31	<b>27.341</b>	<b>24.321</b>	31.002	<b>1:22.664</b>	4:15.876
4	14:48:54	27.489	24.499	<b>30.954</b>	1:22.942	5:38.818
5	14:50:17	27.357	24.424	31.025	1:22.806	7:01.624
6	14:51:40	27.602	24.456	30.969	1:23.027	8:24.651
7	14:53:03	27.492	24.465	30.975	1:22.932	9:47.583
8	14:54:26	27.444	24.539	31.011	1:22.994	11:10.577
9	14:55:49	27.514	24.575	31.111	1:23.200	12:33.777
10	14:57:12	27.593	24.734	31.247	1:23.574	13:57.351
11	14:58:36	27.811	24.644	31.330	1:23.785	15:21.136
12	15:00:00	27.681	24.768	31.231	1:23.680	16:44.816
13	15:01:23	27.667	24.813	31.103	1:23.583	18:08.399
14	15:02:47	27.635	24.564	31.263	1:23.462	19:31.861
15	15:04:11	27.864	24.700	31.472	1:24.036	20:55.897
16	15:05:34	27.727	24.668	31.183	1:23.578	22:19.475
17	15:06:58	27.816	24.640	31.219	1:23.675	23:43.150
18	15:08:22	27.824	24.772	31.085	1:23.681	25:06.831
19	15:09:46	28.166	24.818	31.570	1:24.554	26:31.385

<b>N° 911, Lapierre Christophe, Pos. 7</b>						
1	14:44:51	32.672	26.113	31.753	1:30.538	1:35.805
2	14:46:15	27.984	24.673	31.345	1:24.002	2:59.807
3	14:47:39	<b>27.745</b>	24.677	31.360	<b>1:23.782</b>	4:23.589
4	14:49:03	28.160	25.290	<b>31.281</b>	1:24.731	5:48.320
5	14:50:27	28.030	24.657	31.369	1:24.056	7:12.376
6	14:51:51	27.880	24.660	31.374	1:23.914	8:36.290
7	14:53:15	27.846	<b>24.575</b>	31.432	1:23.853	10:00.143
8	14:54:39	28.026	24.713	31.366	1:24.105	11:24.248
9	14:56:03	27.988	24.853	31.382	1:24.223	12:48.471
10	14:57:28	28.129	24.684	31.591	1:24.404	14:12.875
11	14:58:52	27.982	24.620	31.857	1:24.459	15:37.334
12	15:00:17	28.375	24.773	31.425	1:24.573	17:01.907
13	15:01:41	28.022	24.824	31.377	1:24.223	18:26.130