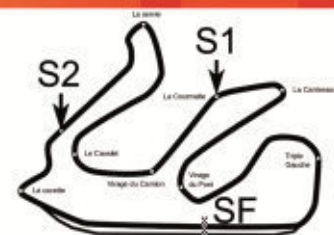


GT TOUR FFSA 2014

30 Mai au 1er Juin



Porsche Carrera Cup France

Course 1

Circuit de Lédenon (3.14 km)

Classement sur le nombre de tours

Pos.	N°	Noms	Nat	Team	Cat	P cat.	NT	Total Time	Ecart 1er	Ecart prec	M Tps	Au tour	M vit
1	88	Ledogar Côme	FRA	Team Martinet - Alméras	A	1	26	00:36:11.856	-	-	1:22.483	5	137.05
2	6	Armino Nicolas	FRA	Imsa Performance Matmut	A	2	26	00:36:13.182	1.326	1.326	1:22.586	6	136.88
3	56	Dillmann Tom	FRA	RMS	A	3	26	00:36:15.242	3.386	2.060	1:22.648	4	136.77
4	2	Jousse Maxime	FRA	Sebastien Loeb Racing	A	4	26	00:36:21.847	9.991	6.605	1:22.334	4	137.29
5	1	Castelli Gael	FRA	Larbre Compétition	A	5	26	00:36:31.083	19.227	9.236	1:23.060	3	136.09
6	5	Martins Lonni	POR	Racing Technology	A	6	26	00:36:33.644	21.788	2.561	1:23.075	6	136.07
7	3	Cougnaud Alexandre	FRA	Racing Technology	A	7	26	00:36:39.514	27.658	5.870	1:23.199	6	135.87
8	85	Marroc Nicolas	FRA	@LoebRacing	A	8	26	00:36:40.446	28.590	0.932	1:23.356	6	135.61
9	14	Antunes Jimmy	SUI	Imsa Performance Matmut	A	9	26	00:36:41.221	29.365	0.775	1:23.010	4	136.18
10	76	Pasquali Laurent	FRA	Imsa Performance Matmut	B	1	26	00:36:42.026	30.170	0.805	1:23.337	8	135.64
11	911	Lapierre Christophe	FRA	@LoebRacing	B	2	26	00:36:42.361	30.505	0.335	1:23.448	5	135.46
12	9	De Narda Joffrey	FRA	@LoebRacing	A	10	26	00:36:51.879	40.023	9.518	1:23.373	6	135.58
13	18	Palette Steven	FRA	Yvan Muller Racing	A	11	26	00:37:01.974	50.118	10.095	1:23.539	4	135.31
14	10	Monti Romain	FRA	Yvan Muller Racing	A	12	26	00:37:04.183	52.327	2.209	1:23.555	6	135.29
15	8	Glorieux Jean	BEL	Speed Lover	B	3	26	00:37:16.008	1:04.152	11.825	1:24.299	6	134.09
16	07	Lepesqueux Antoine	FRA	Larbre Compétition	A	13	26	00:37:16.948	1:05.092	0.940	1:24.474	6	133.82
17	44	Hamon Christophe	FRA	Racing Technology	B	4	26	00:37:36.857	1:25.001	19.909	1:24.518	7	133.75
18	24	Cattaneo Marc	FRA	Team Martinet - Alméras	B	5	26	00:37:37.034	1:25.178	0.177	1:25.289	16	132.54
19	55	Jaquillard Christian	SUI	Yvan Muller Racing	B	6	25	00:36:50.745	1 Tr.	1 Tr.	1:25.526	10	132.17

Cts n'ayant pas couvert 75% du nbre de tour du premier (Exigences : 75% du nombre de tours du premier = 19 Tr.)

20	7	Beltoise Vincent	FRA	Racing Technology	A	14	11	00:15:56.242	15 Tr.	14 Tr.	1:23.519	3	135.35
21	11	Lindland Roar	NOR	Sebastien Loeb Racing	B	7	8	00:11:38.795	18 Tr.	3 Tr.	1:23.452	5	135.46
22	4	Bottemanne Sacha	FRA	Sebastien Loeb Racing	A	15	3	00:04:40.502	23 Tr.	5 Tr.	1:23.246	2	135.79
23	12	Dayraut Jean Philippe	FRA	Cardeco Racing	A	16	2	00:04:13.482	24 Tr.	1 Tr.	1:27.697	1	128.9

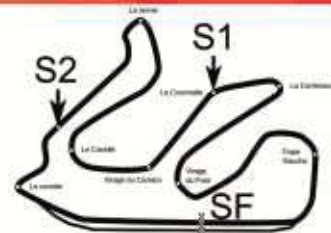
M Tps : 1:22.334 (137.29 km/h), (N°2) Jousse Maxime
**Sous réserve de vérifications techniques en cours ou d'incidents d'ordre sportif
 Subject technical scrutineering or sporting incidents**

 Le Directeur de Course / The Race Director
 René PASCOUAU

 Heure d'affichage / Time posting
 31 mai 2014 17:38

 Le Chronométrateur / The Timekeeper
 Sylvie BUZZIGHIN

GT TOUR FFSA 2014
30 Mai au 1er Juin



Porsche Carrera Cup France

Circuit de Lédenon (3.14 km)

Course 1

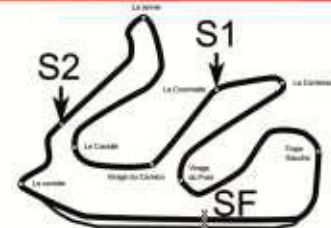
Lap chart

Départ : 6 88 56 76 12 1 14 4 2 3 85 10 911 5 11 18 7 8 44 07 9 24 55

	6	88	56	76	12	1	14	4	2	3	85	10	911	5	11	18	7	8	44	07	9	24	55
Tour 0	6	88	56	12	1	76	14	4	2	3	85	10	5	911	11	7	18	8	44	07	9	24	55
Tour 1	88	6	56	1	12	4	14	2	3	85	76	5	10	911	11	18	8	44	07	24	55	9	7
Tour 2	88	6	56	1	4	14	2	3	85	5	76	10	911	11	18	8	44	07	24	9	55	7	12
Tour 3	88	6	56	1	2	3	85	5	76	10	14	911	18	8	44	07	24	9	55	11	7	4	
Tour 4	88	6	56	1	2	3	5	85	76	10	14	911	18	8	07	44	24	9	11	7	55		
Tour 5	88	6	56	1	2	3	5	85	10	76	14	911	18	8	07	44	9	24	11	7	55		
Tour 6	88	6	56	1	2	3	5	85	10	76	14	911	18	8	07	44	9	24	11	7	55		
Tour 7	88	6	56	1	2	3	5	85	76	14	911	18	8	07	44	9	24	7	11	10	55		
Tour 8	88	6	56	1	2	3	5	85	76	14	911	18	8	07	44	9	11	7	24	10	55		
Tour 9	88	6	56	1	2	3	5	85	76	14	911	18	8	9	07	44	7	24	10	55			
Tour 10	88	6	56	1	2	3	5	85	76	14	911	18	9	8	07	44	7	24	10	55			
Tour 11	88	6	56	1	2	3	5	85	76	14	911	18	9	8	07	44	7	10	24	55			
Tour 12	88	6	56	1	2	3	5	85	76	14	911	18	9	8	07	44	10	24	55				
Tour 13	88	6	56	1	2	3	5	85	76	14	911	18	9	8	07	44	10	24	55				
Tour 14	88	6	56	1	2	3	5	85	14	76	911	18	9	8	07	10	44	24	55				
Tour 15	88	6	56	2	1	3	5	85	14	76	911	18	9	8	10	07	44	24	55				
Tour 16	88	6	56	2	1	3	5	85	14	76	911	9	18	8	10	07	44	24	55				
Tour 17	88	6	56	2	1	3	5	85	14	76	911	9	18	8	10	07	44	24	55				
Tour 18	88	6	56	2	1	3	5	85	14	76	911	9	18	10	8	07	44	24	55				
Tour 19	88	6	56	2	1	3	5	85	14	76	911	9	18	10	8	07	44	24	55				
Tour 20	88	6	56	2	1	5	3	85	14	76	911	9	18	10	8	07	44	24	55				
Tour 21	88	6	56	2	1	5	3	85	14	76	911	9	18	10	8	07	44	24	55				
Tour 22	88	6	56	2	1	5	3	85	14	76	911	9	18	10	8	07	44	24	55				
Tour 23	88	6	56	2	1	5	3	85	14	76	911	9	18	10	8	07	44	24	55				
Tour 24	88	6	56	2	1	5	3	85	14	76	911	9	18	10	8	07	44	24	55				
Tour 25	88	6	56	2	1	5	3	85	14	76	911	9	18	10	8	07	44	24	55				
Tour 26	88	6	56	2	1	5	3	85	14	76	911	9	18	10	8	07	44	24					

GT TOUR FFSA 2014

30 Mai au 1er Juin



Porsche Carrera Cup France

Circuit de Lédenon (3.14 km)

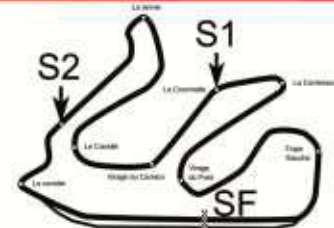
Course 1

Tour par tour

NT	Heure	S1	S2	S3	Dern. Tr	Total Time	NT	Heure	S1	S2	S3	Dern. Tr	Total Time
N° 1, Castelli Gael, Pos. 5							N° 3, Cougnaud Alexandre, Pos. 7						
1	16:53:24	30.346	25.042	31.568	1:26.956	1:31.598	18	17:17:05	27.664	24.630	31.097	1:23.391	25:12.295
2	16:54:47	27.860	24.513	30.999	1:23.372	2:54.970	19	17:18:28	27.531	24.618	31.247	1:23.396	26:35.691
3	16:56:10	27.598	24.474	30.988	1:23.060	4:18.030	20	17:19:52	27.818	24.773	31.596	1:24.187	27:59.878
4	16:57:34	27.638	24.440	31.066	1:23.144	5:41.174	21	17:21:16	27.821	24.927	31.328	1:24.076	29:23.954
5	16:58:57	27.680	24.354	31.139	1:23.173	7:04.347	22	17:22:40	27.760	24.736	31.209	1:23.705	30:47.659
6	17:00:20	27.627	24.616	31.094	1:23.337	8:27.684	23	17:24:03	27.646	24.722	31.137	1:23.505	32:11.164
7	17:01:44	27.805	24.475	31.489	1:23.769	9:51.453	24	17:25:27	27.717	24.669	31.187	1:23.573	33:34.737
8	17:03:08	27.874	24.595	31.286	1:23.755	11:15.208	25	17:26:51	27.745	24.712	31.212	1:23.669	34:58.406
9	17:04:31	27.895	24.547	31.373	1:23.815	12:39.023	26	17:28:14	27.637	24.616	31.188	1:23.441	36:21.847
10	17:05:55	27.763	24.499	31.321	1:23.583	14:02.606	N° 4, Bottemanne Sacha, Pos. 22						
11	17:07:18	27.722	24.583	31.111	1:23.416	15:26.022	1	16:53:26	31.069	25.402	31.684	1:28.155	1:33.696
12	17:08:42	27.735	24.838	31.357	1:23.930	16:49.952	2	16:54:51	28.359	24.787	31.433	1:24.579	2:58.275
13	17:10:06	27.876	24.738	31.458	1:24.072	18:14.024	3	16:56:14	27.794	24.538	31.457	1:23.789	4:22.064
14	17:11:30	27.848	24.630	31.334	1:23.812	19:37.836	4	16:57:38	27.759	24.462	31.289	1:23.510	5:45.574
15	17:12:55	28.631	24.813	31.472	1:24.916	21:02.752	5	16:59:01	27.677	24.331	31.417	1:23.425	7:08.999
16	17:14:19	28.032	24.887	31.504	1:24.423	22:27.175	6	17:00:25	27.575	24.348	31.276	1:23.199	8:32.198
17	17:15:44	27.943	24.828	31.344	1:24.115	23:51.290	7	17:01:48	27.797	24.465	31.259	1:23.521	9:55.719
18	17:17:08	27.700	24.904	31.618	1:24.222	25:15.512	8	17:03:12	27.960	24.572	31.268	1:23.800	11:19.519
19	17:18:32	27.789	24.791	31.325	1:23.905	26:39.417	9	17:04:36	27.837	24.539	31.291	1:23.667	12:43.186
20	17:19:56	27.979	24.777	31.404	1:24.160	28:03.577	10	17:06:00	27.900	24.639	31.478	1:24.017	14:07.203
21	17:21:20	27.988	24.800	31.694	1:24.482	29:28.059	11	17:07:24	27.965	24.754	31.441	1:24.160	15:31.363
22	17:22:45	28.046	24.877	31.499	1:24.422	30:52.481	12	17:08:48	28.196	24.597	31.248	1:24.041	16:55.404
23	17:24:09	28.008	24.894	31.484	1:24.386	32:16.867	13	17:10:11	27.969	24.441	31.308	1:23.718	18:19.122
24	17:25:34	28.039	24.978	31.433	1:24.450	33:41.317	14	17:11:35	27.917	24.537	31.320	1:23.774	19:42.896
25	17:26:59	28.068	25.133	31.919	1:25.120	35:06.437	15	17:12:59	28.393	24.495	31.342	1:24.230	21:07.126
26	17:28:23	28.143	24.887	31.616	1:24.646	36:31.083	16	17:14:24	28.041	24.529	31.764	1:24.334	22:31.460
N° 2, Jousse Maxime, Pos. 4							17	17:15:48	28.104	24.837	31.543	1:24.484	23:55.944
1	16:53:25	30.552	25.524	31.635	1:27.711	1:33.136	18	17:17:12	27.968	24.527	31.506	1:24.001	25:19.945
2	16:54:49	28.347	24.581	30.988	1:23.916	2:57.052	19	17:18:36	28.008	24.458	31.484	1:23.950	26:43.895
3	16:56:13	27.517	24.444	32.017	1:23.978	4:21.030	20	17:20:02	28.950	25.195	32.083	1:26.228	28:10.123
4	16:57:36	27.241	24.192	30.901	1:22.334	5:43.364	21	17:21:27	28.058	24.778	31.954	1:24.790	29:34.913
5	16:58:58	27.218	24.463	30.861	1:22.542	7:05.906	22	17:22:53	28.351	25.590	31.536	1:25.477	31:00.390
6	17:00:21	27.192	24.421	30.994	1:22.607	8:28.513	23	17:24:17	28.286	24.879	31.549	1:24.714	32:25.104
7	17:01:44	27.498	24.506	31.109	1:23.113	9:51.626	24	17:25:42	28.539	24.604	31.580	1:24.723	33:49.827
8	17:03:08	27.994	24.769	31.172	1:23.935	11:15.561	25	17:27:07	28.291	24.606	31.820	1:24.717	35:14.544
9	17:04:32	27.976	24.826	31.214	1:24.016	12:39.577	26	17:28:32	28.383	24.788	31.799	1:24.970	36:39.514
10	17:05:55	27.732	24.712	31.052	1:23.496	14:03.073	N° 4, Bottemanne Sacha, Pos. 22						
11	17:07:19	27.735	24.644	31.098	1:23.477	15:26.550	1	16:53:25	30.243	25.230	31.473	1:26.946	1:32.238
12	17:08:43	27.787	24.727	31.249	1:23.763	16:50.313	2	16:54:48	27.649	24.534	31.063	1:23.246	2:55.484
13	17:10:07	27.943	24.732	31.259	1:23.934	18:14.247	3	16:56:33	27.836	24.720	52.462	Pit In	4:40.502
14	17:11:30	28.056	24.668	31.117	1:23.841	19:38.088							
15	17:12:54	27.999	24.637	31.102	1:23.738	21:01.826							
16	17:14:18	27.596	24.738	31.051	1:23.385	22:25.211							
17	17:15:41	27.653	24.693	31.347	1:23.693	23:48.904							

GT TOUR FFSA 2014

30 Mai au 1er Juin



Porsche Carrera Cup France

Circuit de Lédenon (3.14 km)

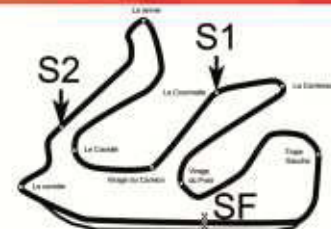
Course 1

Tour par tour

NT	Heure	S1	S2	S3	Dern. Tr	Total Time	NT	Heure	S1	S2	S3	Dern. Tr	Total Time
N° 5, Martins Lonni, Pos. 6							N° 07, Lepesqueux Antoine, Pos. 16						
1	16:53:27	30.937	25.604	31.534	1:28.075	1:34.552	18	17:16:56	27.714	24.658	31.237	1:23.609	25:04.091
2	16:54:51	28.507	24.604	31.356	1:24.467	2:59.019	19	17:18:20	27.769	24.762	31.274	1:23.805	26:27.896
3	16:56:15	27.661	24.718	31.424	1:23.803	4:22.822	20	17:19:44	27.671	24.638	31.178	1:23.487	27:51.383
4	16:57:39	27.616	24.532	31.223	1:23.371	5:46.193	21	17:21:07	27.563	24.558	31.217	1:23.338	29:14.721
5	16:59:02	27.702	24.443	31.290	1:23.435	7:09.628	22	17:22:30	27.511	24.717	31.068	1:23.296	30:38.017
6	17:00:25	27.439	24.462	31.174	1:23.075	8:32.703	23	17:23:54	27.616	24.749	31.126	1:23.491	32:01.508
7	17:01:49	27.639	24.615	31.336	1:23.590	9:56.293	24	17:25:18	27.867	24.989	31.376	1:24.232	33:25.740
8	17:03:12	27.682	24.700	31.258	1:23.640	11:19.933	25	17:26:42	27.838	24.597	31.152	1:23.587	34:49.327
9	17:04:36	27.806	25.021	31.185	1:24.012	12:43.945	26	17:28:05	27.784	24.727	31.344	1:23.855	36:13.182
10	17:06:00	27.525	24.695	31.449	1:23.669	14:07.614	N° 06, Armindo Nicolas, Pos. 2						
11	17:07:24	27.966	24.576	31.617	1:24.159	15:31.773	1	16:53:31	31.032	26.953	32.297	1:30.282	1:38.323
12	17:08:48	27.943	24.831	31.217	1:23.991	16:55.764	2	16:54:56	28.994	25.215	31.426	1:25.635	3:03.958
13	17:10:12	28.063	24.513	31.335	1:23.911	18:19.675	3	16:56:21	28.346	24.986	31.645	1:24.977	4:28.935
14	17:11:37	27.852	25.708	31.692	1:25.252	19:44.927	4	16:57:46	28.202	25.187	31.620	1:25.009	5:53.944
15	17:13:01	27.865	24.631	31.542	1:24.038	21:08.965	5	16:59:11	28.123	24.870	31.751	1:24.744	7:18.688
16	17:14:25	27.823	24.844	31.317	1:23.984	22:32.949	6	17:00:36	28.129	24.769	31.576	1:24.474	8:43.162
17	17:15:49	27.883	24.711	31.281	1:23.875	23:56.824	7	17:02:00	28.173	24.841	31.754	1:24.768	10:07.930
18	17:17:13	27.978	24.791	31.262	1:24.031	25:20.855	8	17:03:26	28.749	25.111	31.647	1:25.507	11:33.437
19	17:18:37	27.751	24.591	31.105	1:23.447	26:44.302	9	17:04:52	28.537	24.916	32.452	1:25.905	12:59.342
20	17:20:01	28.096	24.752	31.420	1:24.268	28:08.570	10	17:06:18	28.294	26.141	31.844	1:26.279	14:25.621
21	17:21:25	27.702	24.741	31.380	1:23.823	29:32.393	11	17:07:43	28.170	24.972	31.720	1:24.862	15:50.483
22	17:22:49	28.241	24.824	31.526	1:24.591	30:56.984	12	17:09:08	28.998	24.910	31.610	1:25.518	17:16.001
23	17:24:14	28.487	24.623	31.261	1:24.371	32:21.355	13	17:10:33	28.174	25.096	31.817	1:25.087	18:41.088
24	17:25:38	27.835	24.818	31.326	1:23.979	33:45.334	14	17:11:59	28.600	25.251	31.636	1:25.487	20:06.575
25	17:27:02	28.119	24.683	31.287	1:24.089	35:09.423	15	17:13:29	33.206	25.146	31.672	1:30.024	21:36.599
26	17:28:26	28.116	24.791	31.314	1:24.221	36:33.644	16	17:14:54	28.474	25.162	31.715	1:25.351	23:01.950
N° 05, Beltoise Vincent, Pos. 20							17	17:16:19	28.430	25.010	31.670	1:25.110	24:27.060
N° 04, Armino Nicolas, Pos. 2							18	17:17:45	28.370	25.073	31.812	1:25.255	25:52.315
1	16:53:23	30.820	25.044	31.153	1:27.017	1:30.448	19	17:19:10	28.524	24.926	31.846	1:25.296	27:17.611
2	16:54:46	27.537	24.625	31.180	1:23.342	2:53.790	20	17:20:35	28.509	25.012	31.616	1:25.137	28:42.748
3	16:56:09	27.357	24.310	31.090	1:22.757	4:16.547	21	17:22:00	28.475	24.926	31.870	1:25.271	30:08.019
4	16:57:32	27.280	24.464	31.019	1:22.763	5:39.310	22	17:23:26	28.536	25.144	31.894	1:25.574	31:33.593
5	16:58:54	27.388	24.440	30.963	1:22.791	7:02.101	23	17:24:51	28.620	25.095	31.865	1:25.580	32:59.173
6	17:00:17	27.151	24.472	30.963	1:22.586	8:24.687	24	17:26:17	28.702	25.206	31.884	1:25.792	34:24.965
7	17:01:40	27.498	24.417	31.109	1:23.024	9:47.711	25	17:27:43	28.635	25.245	32.015	1:25.895	35:50.860
8	17:03:03	27.528	24.490	31.088	1:23.106	11:10.817	26	17:29:09	28.705	25.342	32.041	1:26.088	37:16.948
9	17:04:26	27.339	24.474	30.919	1:22.732	12:33.549	N° 03, Beltoise Vincent, Pos. 20						
10	17:05:49	27.359	24.537	31.167	1:23.063	13:56.612	1	16:53:42	46.487	25.115	31.051	1:42.653	1:49.709
11	17:07:12	27.543	24.545	31.141	1:23.229	15:19.841	2	16:55:06	28.499	24.641	31.156	1:24.296	3:14.005
12	17:08:35	27.507	24.633	31.049	1:23.189	16:43.030	3	16:56:30	27.859	24.414	31.246	1:23.519	4:37.524
13	17:09:59	27.521	24.653	31.065	1:23.239	18:06.269	4	16:57:54	27.939	24.644	31.516	1:24.099	6:01.623
14	17:11:22	27.757	24.687	31.302	1:23.746	19:30.015	5	16:59:18	27.870	24.571	31.518	1:23.959	7:25.582
15	17:12:46	27.668	24.478	31.254	1:23.400	20:53.415	6	17:00:42	27.727	24.720	31.609	1:24.056	8:49.638
16	17:14:09	27.658	24.599	31.170	1:23.427	22:16.842	7	17:02:08	28.114	25.498	32.152	1:25.764	10:15.402
17	17:15:33	27.671	24.690	31.279	1:23.640	23:40.482							

GT TOUR FFSA 2014

30 Mai au 1er Juin



Porsche Carrera Cup France

Circuit de Lédenon (3.14 km)

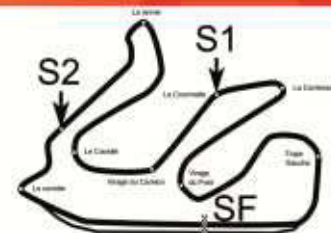
Course 1

Tour par tour

NT	Heure	S1	S2	S3	Dern. Tr	Total Time	NT	Heure	S1	S2	S3	Dern. Tr	Total Time
N° 7, Beltoise Vincent, Pos. 20							8	17:03:26	28.724	25.196	31.555	1:25.475	11:34.005
4	16:57:54	27.939	24.644	31.516	1:24.099	6:01.623	9	17:04:51	28.457	24.707	31.386	1:24.550	12:58.555
5	16:59:18	27.870	24.571	31.518	1:23.959	7:25.582	10	17:06:15	28.117	25.073	31.085	1:24.275	14:22.830
6	17:00:42	27.727	24.720	31.609	1:24.056	8:49.638	11	17:07:39	27.735	24.628	31.495	1:23.858	15:46.688
7	17:02:08	28.114	25.498	32.152	1:25.764	10:15.402	12	17:09:03	27.892	24.875	31.445	1:24.212	17:10.900
8	17:03:32	28.402	24.662	31.404	1:24.468	11:39.870	13	17:10:27	27.874	25.026	31.219	1:24.119	18:35.019
9	17:04:56	27.855	24.647	31.667	1:24.169	13:04.039	14	17:11:51	27.947	24.722	31.449	1:24.118	19:59.137
10	17:06:20	27.672	24.930	31.514	1:24.116	14:28.155	15	17:13:15	27.760	24.737	31.462	1:23.959	21:23.096
11	17:07:49	27.871	24.894	35.322	Pit In	15:56.242	16	17:14:40	27.894	24.958	31.328	1:24.180	22:47.276
N° 8, Glorieux Jean, Pos. 15							17	17:16:04	27.969	24.766	31.536	1:24.271	24:11.547
1	16:53:30	31.411	26.232	32.220	1:29.863	1:37.226	18	17:17:28	27.943	24.784	31.860	1:24.587	25:36.134
2	16:54:55	28.779	24.973	31.770	1:25.522	3:02.748	19	17:18:54	28.010	26.044	31.531	1:25.585	27:01.719
3	16:56:20	28.762	24.989	31.542	1:25.293	4:28.041	20	17:20:18	27.821	24.846	31.375	1:24.042	28:25.761
4	16:57:46	28.424	25.066	31.885	1:25.375	5:53.416	21	17:21:42	27.886	24.954	31.507	1:24.347	29:50.108
5	16:59:11	28.278	24.843	31.692	1:24.813	7:18.229	22	17:23:07	27.882	24.653	31.936	1:24.471	31:14.579
6	17:00:35	28.046	24.645	31.608	1:24.299	8:42.528	23	17:24:31	28.319	24.730	31.286	1:24.335	32:38.914
7	17:02:00	28.440	24.586	32.050	1:25.076	10:07.604	24	17:25:55	28.056	24.690	31.387	1:24.133	34:03.047
8	17:03:25	28.752	25.003	31.663	1:25.418	11:33.022	25	17:27:20	27.938	24.911	31.312	1:24.161	35:27.208
9	17:04:51	28.505	24.931	31.894	1:25.330	12:58.352	26	17:28:44	27.854	24.670	32.147	1:24.671	36:51.879
10	17:06:17	29.000	25.098	31.847	1:25.945	14:24.297	N° 10, Monti Romain, Pos. 14						
11	17:07:42	28.540	24.894	31.979	1:25.413	15:49.710	1	16:53:27	30.972	25.965	31.818	1:28.755	1:35.070
12	17:09:07	28.495	25.019	31.956	1:25.470	17:15.180	2	16:54:52	28.610	25.098	31.174	1:24.882	2:59.952
13	17:10:33	28.469	24.920	31.849	1:25.238	18:40.418	3	16:56:16	27.685	24.541	31.484	1:23.710	4:23.662
14	17:11:58	28.609	24.806	31.749	1:25.164	20:05.582	4	16:57:40	27.576	24.917	31.417	1:23.910	5:47.572
15	17:13:23	28.469	25.119	31.780	1:25.368	21:30.950	5	16:59:04	27.774	24.580	31.268	1:23.622	7:11.194
16	17:14:50	28.780	25.328	32.249	1:26.357	22:57.307	6	17:00:27	27.723	24.600	31.232	1:23.555	8:34.749
17	17:16:16	28.844	25.168	31.885	1:25.897	24:23.204	7	17:02:13	49.123	24.977	31.450	1:45.550	10:20.299
18	17:17:42	29.110	26.018	31.695	1:26.823	25:50.027	8	17:03:37	27.959	24.658	31.348	1:23.965	11:44.264
19	17:19:08	28.694	25.094	32.057	1:25.845	27:15.872	9	17:05:01	27.974	24.776	31.345	1:24.095	13:08.359
20	17:20:34	28.499	24.931	31.920	1:25.350	28:41.222	10	17:06:26	27.801	25.036	32.167	1:25.004	14:33.363
21	17:22:00	28.606	25.167	32.450	1:26.223	30:07.445	11	17:07:50	28.312	24.902	31.378	1:24.592	15:57.955
22	17:23:25	28.348	25.020	31.980	1:25.348	31:32.793	12	17:09:14	27.841	24.716	31.198	1:23.755	17:21.710
23	17:24:51	28.561	25.065	31.901	1:25.527	32:58.320	13	17:10:38	27.762	24.646	31.350	1:23.758	18:45.468
24	17:26:16	28.438	24.921	32.165	1:25.524	34:23.844	14	17:12:03	27.981	24.860	32.331	1:25.172	20:10.640
25	17:27:42	28.704	25.174	32.327	1:26.205	35:50.049	15	17:13:28	28.664	24.721	31.624	1:25.009	21:35.649
26	17:29:08	28.583	25.118	32.258	1:25.959	37:16.008	16	17:14:52	28.094	24.884	31.489	1:24.467	23:00.116
N° 9, De Narda Joffrey, Pos. 12							17	17:16:17	28.019	24.687	31.394	1:24.100	24:24.216
1	16:53:35	37.998	25.190	31.498	1:34.686	1:42.902	18	17:17:41	28.354	24.878	31.560	1:24.792	25:49.008
2	16:55:01	28.271	25.502	31.503	1:25.276	3:08.178	19	17:19:06	28.041	24.816	31.459	1:24.316	27:13.324
3	16:56:25	27.649	25.090	31.252	1:23.991	4:32.169	20	17:20:30	28.062	24.732	31.421	1:24.215	28:37.539
4	16:57:50	28.173	24.963	31.947	1:25.083	5:57.252	21	17:21:54	28.014	24.833	31.415	1:24.262	30:01.801
5	16:59:13	28.060	24.694	31.155	1:23.909	7:21.161	22	17:23:18	28.063	24.924	31.313	1:24.300	31:26.101
6	17:00:37	27.739	24.698	30.936	1:23.373	8:44.534	23	17:24:43	27.991	24.686	31.636	1:24.313	32:50.414
7	17:02:01	27.879	24.780	31.337	1:23.996	10:08.530	24	17:26:07	27.931	24.782	31.378	1:24.091	34:14.505
							25	17:27:32	28.069	25.121	31.660	1:24.850	35:39.355

GT TOUR FFSA 2014

30 Mai au 1er Juin



Porsche Carrera Cup France

Circuit de Lédenon (3.14 km)

Course 1

Tour par tour

NT	Heure	S1	S2	S3	Dern. Tr	Total Time	NT	Heure	S1	S2	S3	Dern. Tr	Total Time
----	-------	----	----	----	----------	------------	----	-------	----	----	----	----------	------------

N° 88, Ledogar Côme, Pos. 1

18	17:16:54	27.740	24.500	31.171	1:23.411	25:01.905
19	17:18:18	28.098	24.579	31.083	1:23.760	26:25.665
20	17:19:42	27.702	24.753	31.310	1:23.765	27:49.430
21	17:21:05	27.758	24.677	31.208	1:23.643	29:13.073
22	17:22:29	27.578	24.556	31.188	1:23.322	30:36.395
23	17:23:52	27.536	24.601	31.349	1:23.486	31:59.881
24	17:25:16	27.979	24.703	31.311	1:23.993	33:23.874
25	17:26:40	27.903	24.767	31.223	1:23.893	34:47.767
26	17:28:04	27.897	24.678	31.514	1:24.089	36:11.856

N° 911, Lapiere Christophe, Pos. 11

1	16:53:28	31.118	26.040	31.920	1:29.078	1:35.788
2	16:54:53	28.561	24.920	31.580	1:25.061	3:00.849
3	16:56:18	27.884	24.723	32.676	1:25.283	4:26.132
4	16:57:42	27.776	24.732	31.131	1:23.639	5:49.771
5	16:59:06	27.729	24.540	31.179	1:23.448	7:13.219
6	17:00:29	27.773	24.585	31.276	1:23.634	8:36.853
7	17:01:53	28.047	24.742	31.272	1:24.061	10:00.914
8	17:03:17	28.012	24.800	31.299	1:24.111	11:25.025
9	17:04:41	27.837	24.696	31.126	1:23.659	12:48.684
10	17:06:05	28.012	24.660	31.550	1:24.222	14:12.906
11	17:07:30	28.216	24.760	31.299	1:24.275	15:37.181
12	17:08:54	28.131	24.711	31.262	1:24.104	17:01.285
13	17:10:18	28.168	24.655	31.385	1:24.208	18:25.493
14	17:11:42	27.990	24.589	31.193	1:23.772	19:49.265
15	17:13:06	28.134	24.775	31.319	1:24.228	21:13.493
16	17:14:30	28.236	24.801	31.356	1:24.393	22:37.886
17	17:15:54	27.898	24.653	31.221	1:23.772	24:01.658
18	17:17:18	27.880	24.481	31.432	1:23.793	25:25.451
19	17:18:42	27.990	24.714	31.620	1:24.324	26:49.775
20	17:20:06	28.003	24.840	31.459	1:24.302	28:14.077
21	17:21:31	28.104	24.770	31.518	1:24.392	29:38.469
22	17:22:55	28.010	24.852	31.719	1:24.581	31:03.050
23	17:24:20	27.993	24.987	31.552	1:24.532	32:27.582
24	17:25:45	28.201	25.035	31.891	1:25.127	33:52.709
25	17:27:10	28.255	25.219	31.777	1:25.251	35:17.960
26	17:28:35	27.900	24.824	31.677	1:24.401	36:42.361