



CLIO CUP

SERIES

Clio Cup Series

Autodromo Nazionale Monza


18th – 20th October 2024

Results booklet



Provided by Cronococa S.L.

www.cronococa.com



Autodromo Nazionale Monza

Clio Cup Series

Free practice - 1

Provisional Results

Clas	Nº	Driver	Nat	Cat	Clas	Team	Nat	Group	Laps	Best	Time	Gap	Interval	Km/h
1	13	Alex Lancellotti	ITA	CHA	1	GPA Racing	ITA	ITA	13	12	2:19.554			149.4
2	1	David Pouget	FRA			GPA Racing	FRA	CCS	13	10	2:20.063	0.509	0.509	148.8
3	48	Nicolas Milan	FRA			MILAN Competition	FRA	CCS	13	10	2:20.066	0.512	0.003	148.8
4	99	Guillaume Maio	FRA	CHA	2	GM Sport	FRA	CCS	12	11	2:20.184	0.630	0.118	148.7
5	84	Mattia Lancellotti	ITA	CHA	3	GPA Racing	ITA	ITA	13	12	2:20.272	0.718	0.088	148.6
6	86	Jack Byrne	IRL	JUN	1	GPA Racing	FRA	CCS	13	9	2:20.920	1.366	0.648	147.9
7	5	Anthony Jurado	FRA			RANGONI Corse	ITA	CCS / ITA	4	3	2:20.948	1.394	0.028	147.9
8	193	Loic Labeda	FRA	CHA	4	GM Sport	FRA	CCS	12	9	2:21.060	1.506	0.112	147.8
9	12	Gabriele Torelli	ITA			RANGONI Corse	ITA	CCS	11	9	2:21.130	1.576	0.070	147.7
10	11	Nikola Miljkovic	SRB	CHA	5	TEMPO Racing	SRB	CCS	13	11	2:21.312	1.758	0.182	147.5
11	121	Stefani Ronnie	ITA	JUN	2	EsseCorse	ITA	ITA	12	11	2:21.441	1.887	0.129	147.4
12	53	Nava Nava	ITA	GEN	1	MC Motorcnica	ITA	CCS	12	10	2:21.492	1.938	0.051	147.3
13	207	Cristian Ricciarini	ITA	GEN	2	EsseCorse	ITA	ITA	12	11	2:21.509	1.955	0.017	147.3
14	60	Leonardo Arduini	ITA	JUN	3	MC Motorcnica	ITA	CCS / ITA	11	10	2:21.575	2.021	0.066	147.3
15	10	Mauro Polderman	NLD	JUN	4	AST Competition	ESP	CCS	12	11	2:21.728	2.174	0.153	147.1
16	16	Giacomo Trebbi	ITA	CHA	6	MC Motorcnica	ITA	ITA	12	10	2:21.736	2.182	0.008	147.1
17	107	Lorenzo Van Riet	NLD	CHA	7	RANGONI Corse	ITA	CCS	11	9	2:22.003	2.449	0.267	146.8
18	43	Damiano Puccetti	ITA	JUN	5	RANGONI Corse	ITA	CCS	12	10	2:22.206	2.652	0.203	146.6
19	111	Nikola Tosic	SRB	JUN	6	AKSK Crvena zvezda	SRB	CCS	12	11	2:22.220	2.666	0.014	146.6
20	22	Ludovico Longoni	ITA	CHA	8	MC Motorcnica	ITA	CCS / ITA	12	11	2:22.489	2.935	0.269	146.3
21	19	Gianalberto Coldani	ITA	JUN	7	MC Motorcnica	ITA	ITA	12	11	2:22.684	3.130	0.195	146.1
22	7	Mickael Carree	FRA	GEN	3	T2CM	FRA	CCS	12	11	2:22.743	3.189	0.059	146.1
23	372	Andrea Chierichetti	ITA	GEN	4	MC Motorcnica	ITA	ITA	12	10	2:23.107	3.553	0.364	145.7
24	8	Andrea Cordini	ITA	GEN	5	EsseCorse	ITA	ITA	12	10	2:23.423	3.869	0.316	145.4
25	51	Francesco Pagano	ITA	JUN	8	ASD SCUDERIA VENANZIO	ITA	ITA	11	10	2:23.513	3.959	0.090	145.3
26	999	Horn	FRA	GEN	6	GPA Racing	FRA	CCS / ITA	12	10	2:23.663	4.109	0.150	145.1
27	991	Ben Jenkins	GBR	JUN	9	LDR Performance Tuning	ITA	ITA	11	8	2:24.038	4.484	0.375	144.7
28	33	Michel Faye	FRA	GEN	7	GM Sport	FRA	CCS	12	11	2:24.214	4.660	0.176	144.6
29	555	Youssef Gaber	EGY	CHA	9	Uniq Racing	ITA	ITA	12	11	2:24.379	4.825	0.165	144.4
30	55	Rene Steenmetz	NLD	GEN	8	AST Competition	ESP	CCS	12	10	2:24.527	4.973	0.148	144.2
31	165	Rolando Bordacchini	ITA	GEN	9	RANGONI Corse	ITA	ITA	12	10	2:24.889	5.335	0.362	143.9
32	21	Stephan Polderman	NLD	GEN	10	AST Competition	ESP	CCS / ITA	11	8	2:24.893	5.339	0.004	143.9
33	90	Emir Sarac	TUR	CHA	10	Uniq Racing	ITA	ITA	12	10	2:25.477	5.923	0.584	143.3
34	65	Sebastian Gavazza	ITA	JUN	10	Sevenhills Motorsport	ITA	ITA	4	4	2:26.275	6.721	0.798	142.5
35	64	Gabriel Alonso	ESP	GEN	11	GPA Racing	FRA	CCS	12	10	2:29.897	10.343	3.622	139.1
36	73	Sandro Cutini	ITA	CHA	11	EsseCorse	ITA	ITA	4	3	2:30.038	10.484	0.141	138.9
37	219	Milan Popovic	SRB	CHA	12	TEMPO Racing	SRB	CCS	2	2	4:33.815	2:14.261	2:03.777	76.1

* PENALTIES

CAR 21 TIME 2:27.165 DELETED TRACK LIMITS AT T 5

CAR 207 TIME 2:20.689 DELETED TRACK LIMITS AT T 2

CAR 107 TIME 2:23.602 DELETED TRACK LIMITS AT T 5

CAR 1 TIME 2:20.322 DELETED TRACK LIMITS AT T 2

Published at:.....

Track Temp: 17.3 °C Air Temp: 16.4 °C Humidity: 97 % Track Status: WET


Race Director:

Timekeeper:


Luis Garcia

JOB-2654-ESP/M





Autodromo Nazionale Monza

Clio Cup Series

Free practice - 2

Provisional Results

Clas	Nº	Driver	Nat	Cat	Clas	Team	Nat	Group	Laps	Best	Time	Gap	Interval	Km/h
1	5	Anthony Jurado				RANGONI Corse		CCS / ITA	12	6	2:11.378			158.7
2	48	Nicolas Milan				MILAN Competition		CCS	13	11	2:11.553	0.175	0.175	158.5
3	1	David Pouget				GPA Racing		CCS	13	10	2:11.590	0.212	0.037	158.4
4	12	Gabriele Torelli				RANGONI Corse		CCS	12	4	2:11.683	0.305	0.093	158.3
5	84	Mattia Lancellotti		CHA	1	GPA Racing		ITA	13	11	2:11.902	0.524	0.219	158.1
6	43	Damiano Puccetti		JUN	1	RANGONI Corse		CCS	10	10	2:11.925	0.547	0.023	158.0
7	10	Mauro Polderman		JUN	2	AST Competition		CCS	12	9	2:12.057	0.679	0.132	157.9
8	13	Alex Lancellotti		CHA	2	GPA Racing		ITA	10	10	2:12.564	1.186	0.507	157.3
9	207	Cristian Ricciarini		GEN	1	EsseCorse		ITA	12	6	2:12.618	1.240	0.054	157.2
10	107	Lorenzo Van Riet		CHA	3	RANGONI Corse		CCS	10	7	2:12.655	1.277	0.037	157.2
11	11	Nikola Miljkovic		CHA	4	TEMPO Racing		CCS	13	13	2:12.847	1.469	0.192	156.9
12	16	Giacomo Trebbi		CHA	5	MC Motorcnica		ITA	12	6	2:12.909	1.531	0.062	156.9
13	121	Stefani Ronnie		JUN	3	EsseCorse		ITA	12	5	2:12.942	1.564	0.033	156.8
14	60	Leonardo Arduini		JUN	4	MC Motorcnica		CCS / ITA	12	6	2:12.950	1.572	0.008	156.8
15	53	Nava Nava		GEN	2	MC Motorcnica		CCS	7	6	2:13.045	1.667	0.095	156.7
16	99	Guillaume Maio		CHA	6	GM Sport		CCS	12	6	2:13.226	1.848	0.181	156.5
17	111	Nikola Tosic		JUN	5	AKSK Crvena zvezda		CCS	13	9	2:13.293	1.915	0.067	156.4
18	193	Loic Labeda		CHA	7	GM Sport		CCS	12	9	2:13.306	1.928	0.013	156.4
19	7	Mickael Carree		GEN	3	T2CM		CCS	13	13	2:13.531	2.153	0.225	156.1
20	21	Stephan Polderman		GEN	4	AST Competition		CCS / ITA	13	13	2:13.565	2.187	0.034	156.1
21	51	Francesco Pagano		JUN	6	ASD SCUDERIA VENANZIO		ITA	11	4	2:13.631	2.253	0.066	156.0
22	86	Jack Byrne		JUN	7	GPA Racing		CCS	13	4	2:13.678	2.300	0.047	156.0
23	8	Andrea Cordini		GEN	5	EsseCorse		ITA	12	6	2:14.001	2.623	0.323	155.6
24	991	Ben Jenikins		JUN	8	LDR Performance Tuning		ITA	13	13	2:14.190	2.812	0.189	155.4
25	55	Rene Steenmetz		GEN	6	AST Competition		CCS	12	6	2:14.384	3.006	0.194	155.1
26	42	Mariano Alonso		CHA	8	GPA Racing		CCS	13	13	2:14.770	3.392	0.386	154.7
27	22	Ludovico Longoni		CHA	9	MC Motorcnica		CCS / ITA	12	7	2:14.860	3.482	0.090	154.6
28	19	Gianalberto Coldani		JUN	9	MC Motorcnica		ITA	12	4	2:15.028	3.650	0.168	154.4
29	555	Youssef Gaber		CHA	10	Uniq Racing		ITA	13	13	2:15.034	3.656	0.006	154.4
30	999	Horn		GEN	7	GPA Racing		CCS / ITA	13	6	2:15.153	3.775	0.119	154.3
31	372	Andrea Chierichetti		GEN	8	MC Motorcnica		ITA	12	7	2:15.463	4.085	0.310	153.9
32	90	Emir Sarac		CHA	11	Uniq Racing		ITA	10	6	2:15.569	4.191	0.106	153.8
33	73	Sandro Cutini		CHA	12	EsseCorse		ITA	12	9	2:16.122	4.744	0.553	153.2
34	165	Rolando Bordacchini		GEN	9	RANGONI Corse		ITA	13	8	2:16.269	4.891	0.147	153.0
35	219	Milan Popovic		CHA	13	TEMPO Racing		CCS	11	4	2:16.554	5.176	0.285	152.7
36	33	Michel Faye		GEN	10	GM Sport		CCS	13	13	2:16.918	5.540	0.364	152.3
37	64	Gabriel Alonso		GEN	11	GPA Racing		CCS	12	6	2:22.726	11.348	5.808	146.1

* PENALTIES

CAR 193 TIME 2:21.655 DELETED TRACK LIMITS AT T 5

CAR 207 TIME 2:14.840 DELETED TRACK LIMITS AT T 2

CAR 11 TIME 2:12.615 DELETED TRACK LIMITS AT 5

CAR 21 TIME 2:33.051 DELETED TRACK LIMITS AT 2

CAR 372 TIME 2:17.278 DELETED TRACK LIMITS AT T 5

CAR 991 TIME 2:17.627 DELETED TRACK LIMITS AT T 2

CAR 99 TIME 2:13.248 DELETED TRACK LIMITS AT T 5

CAR 207 TIME 2:15.728 DELETED TRACK LIMITS AT T 2

CAR 90 TIME 2:18.883 DELETED TRACK LIMITS AT T 2

CAR 193 TIME 2:14.591 DELETED TRACK LIMITS AT T 2

CAR 10 TIME 2:15.099 DELETED TRACK LIMITS AT T 2

CAR 48 TIME 2:15.046 DELETED TRACK LIMITS AT T 2

CAR 21 TIME 2:14.038 DELETED TRACK LIMITS AT T 2

CAR 165 TIME 2:17.775 DELETED TRACK LIMITS AT T 2

Published at:.....

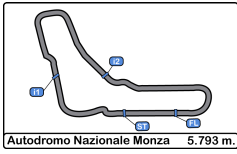
Track Temp: 20.0 °C Air Temp: 18.6 °C Humidity: 87 % Track Status: DRY

Race Director:

Timekeeper:

Luis Garcia
JOB-2654-ESP/M





Autodromo Nazionale Monza
Clio Cup Series
Free practice - 2
Provisional Results by Category

- CAR 99 TIME 2:13.248 DELETED TRACK LIMITS AT T 5
- CAR 207 TIME 2:15.728 DELETED TRACK LIMITS AT T 2
- CAR 90 TIME 2:18.883 DELETED TRACK LIMITS AT T 2
- CAR 193 TIME 2:14.591 DELETED TRACK LIMITS AT T 2
- CAR 10 TIME 2:15.099 DELETED TRACK LIMITS AT T 2
- CAR 48 TIME 2:15.046 DELETED TRACK LIMITS AT T 2
- CAR 21 TIME 2:14.038 DELETED TRACK LIMITS AT T 2
- CAR 165 TIME 2:17.775 DELETED TRACK LIMITS AT T 2
- CAR 21 TIME 2:14.142 DELETED TRACK LIMITS AT T 5
- CAR 555 TIME 2:15.967 DELETED TRACK LIMITS AT T 5
- CAR 55 TIME 2:19.972 DELETED TRACK LIMITS AT T 2
- CAR 73 TIME 2:18.825 DELETED TRACK LIMITS AT T 2
- CAR 22 TIME 2:29.953 DELETED TRACK LIMITS AT T 5
- CAR 555 TIME 2:16.402 DELETED TRACK LIMITS AT T 5
- CAR 165 TIME 2:18.115 DELETED TRACK LIMITS AT T 5
- CAR 12 TIME 2:12.645 DELETED TRACK LIMITS AT T 2
- CAR 10 TIME 2:15.519 DELETED TRACK LIMITS AT T 2

Published at:.....

Track Temp: **20.0 °C** Air Temp: **18.6 °C** Humidity: **87 %** Track Status: **DRY**

Race Director:

Timekeeper:


 Luis Garcia
 JOB-2654-ESP/M





Autodromo Nazionale Monza

Clio Cup Series

Free Practice - 1 - 2

Combined Results

Cls	N°	Driver	Nat	Cat	Clas	Team	Nat	Group	Laps	FP1	FP2	Best	Gap	Interval	Km/h			
1	5	Anthony Jurado	ITA	FRA		RANGONI Corse	ITA	CCS / ITA	16	2:20.948	3	2:11.378	6	2:11.378	158.7			
2	48	Nicolas Milan	ITA	FRA		MILAN Competition	ITA	CCS	26	2:20.066	10	2:11.553	11	2:11.553	0.175	0.175	158.5	
3	1	David Pouget	ITA	FRA		GPA Racing	ITA	CCS	26	2:20.063	10	2:11.590	10	2:11.590	0.212	0.037	158.4	
4	12	Gabriele Torelli	ITA	ITA		RANGONI Corse	ITA	CCS	23	2:21.130	9	2:11.683	4	2:11.683	0.305	0.093	158.3	
5	84	Mattia Lancellotti	ITA	CHA	1	GPA Racing	ITA	ITA	26	2:20.272	12	2:11.902	11	2:11.902	0.524	0.219	158.1	
6	43	Damiano Puccetti	ITA	JUN	1	RANGONI Corse	ITA	CCS	22	2:22.206	10	2:11.925	10	2:11.925	0.547	0.023	158.0	
7	10	Mauro Polderman	ITA	NLD	JUN	2	AST Competition	ESP	CCS	24	2:21.728	11	2:12.057	9	2:12.057	0.679	0.132	157.9
8	13	Alex Lancellotti	ITA	CHA	2	GPA Racing	ITA	ITA	23	2:19.554	12	2:12.564	10	2:12.564	1.186	0.507	157.3	
9	20	Cristian Ricciarini	ITA	GEN	1	EsseCorse	ITA	ITA	24	2:21.509	11	2:12.618	6	2:12.618	1.240	0.054	157.2	
10	10	Lorenzo Van Riet	ITA	NLD	CHA	3	RANGONI Corse	ITA	CCS	21	2:22.003	9	2:12.655	7	2:12.655	1.277	0.037	157.2
11	11	Nikola Miljkovic	ITA	SRB	CHA	4	TEMPO Racing	SRB	CCS	26	2:21.312	11	2:12.847	13	2:12.847	1.469	0.192	156.9
12	16	Giacomo Trebbi	ITA	CHA	5	MC Motor Tecnica	ITA	ITA	24	2:21.736	10	2:12.909	6	2:12.909	1.531	0.062	156.9	
13	12	Stefani Ronnie	ITA	JUN	3	EsseCorse	ITA	ITA	24	2:21.441	11	2:12.942	5	2:12.942	1.564	0.033	156.8	
14	60	Leonardo Arduini	ITA	JUN	4	MC Motor Tecnica	ITA	CCS / ITA	23	2:21.575	10	2:12.950	6	2:12.950	1.572	0.008	156.8	
15	53	Nava Nava	ITA	GEN	2	MC Motor Tecnica	ITA	CCS	19	2:21.492	10	2:13.045	6	2:13.045	1.667	0.095	156.7	
16	99	Guillaume Maio	ITA	CHA	6	GM Sport	ITA	CCS	24	2:20.184	11	2:13.226	6	2:13.226	1.848	0.181	156.5	
17	11	Nikola Tosic	ITA	SRB	JUN	5	AKSK Crvena zvezda	SRB	CCS	25	2:22.220	11	2:13.293	9	2:13.293	1.915	0.067	156.4
18	19	Loic Labeda	ITA	CHA	7	GM Sport	ITA	CCS	24	2:21.060	9	2:13.306	9	2:13.306	1.928	0.013	156.4	
19	7	Mickael Carree	ITA	GEN	3	T2CM	ITA	CCS	25	2:22.743	11	2:13.531	13	2:13.531	2.153	0.225	156.1	
20	21	Stephan Polderman	ITA	NLD	GEN	4	AST Competition	ESP	CCS / ITA	24	2:24.893	8	2:13.565	13	2:13.565	2.187	0.034	156.1
21	51	Francesco Pagano	ITA	JUN	6	ASD SCUDERIA VENANZIO	ITA	ITA	22	2:23.513	10	2:13.631	4	2:13.631	2.253	0.066	156.0	
22	86	Jack Byrne	ITA	JUN	7	GPA Racing	ITA	CCS	26	2:20.920	9	2:13.678	4	2:13.678	2.300	0.047	156.0	
23	8	Andrea Cordini	ITA	GEN	5	EsseCorse	ITA	ITA	24	2:23.423	10	2:14.001	6	2:14.001	2.623	0.323	155.6	
24	99	Ben Jenkins	ITA	GBR	JUN	8	LDR Performance Tuning	ITA	ITA	24	2:24.038	8	2:14.190	13	2:14.190	2.812	0.189	155.4
25	55	Rene Steenmetz	ITA	NLD	GEN	6	AST Competition	ESP	CCS	24	2:24.527	10	2:14.384	6	2:14.384	3.006	0.194	155.1
26	42	Mariano Alonso	ITA	ESP	CHA	8	GPA Racing	ITA	CCS	13		2:14.770	13	2:14.770	3.392	0.386	154.7	
27	22	Ludovico Longoni	ITA	CHA	9	MC Motor Tecnica	ITA	CCS / ITA	24	2:22.489	11	2:14.860	7	2:14.860	3.482	0.090	154.6	
28	19	Gianalberto Coldani	ITA	JUN	9	MC Motor Tecnica	ITA	ITA	24	2:22.684	11	2:15.028	4	2:15.028	3.650	0.168	154.4	
29	55	Youssef Gaber	ITA	EGY	CHA	10	Uniq Racing	ITA	ITA	25	2:24.379	11	2:15.034	13	2:15.034	3.656	0.006	154.4
30	99	Horn	ITA	FRA	GEN	7	GPA Racing	ITA	CCS / ITA	25	2:23.663	10	2:15.153	6	2:15.153	3.775	0.119	154.3
31	37	Andrea Chierichetti	ITA	GEN	8	MC Motor Tecnica	ITA	ITA	24	2:23.107	10	2:15.463	7	2:15.463	4.085	0.310	153.9	
32	90	Emir Sarac	ITA	TUN	CHA	11	Uniq Racing	ITA	ITA	22	2:25.477	10	2:15.569	6	2:15.569	4.191	0.106	153.8
33	73	Sandro Cutini	ITA	CHA	12	EsseCorse	ITA	ITA	16	2:30.038	3	2:16.122	9	2:16.122	4.744	0.553	153.2	
34	16	Rolando Bordacchini	ITA	GEN	9	RANGONI Corse	ITA	ITA	25	2:24.889	10	2:16.269	8	2:16.269	4.891	0.147	153.0	
35	21	Milan Popovic	ITA	SRB	CHA	13	TEMPO Racing	SRB	CCS	13	4:33.815	2	2:16.554	4	2:16.554	5.176	0.285	152.7
36	33	Michel Faye	ITA	FRA	GEN	10	GM Sport	ITA	CCS	25	2:24.214	11	2:16.918	13	2:16.918	5.540	0.364	152.3
37	64	Gabriel Alonso	ITA	ESP	GEN	11	GPA Racing	ITA	CCS	24	2:29.897	10	2:22.726	6	2:22.726	11.348	5.808	146.1
38	65	Sebastian Gavazza	ITA	JUN	10	Sevenhills Motorsport	ITA	ITA	4	2:26.275	4			2:26.275	14.897	3.549	142.5	

* PENALTIES

- CAR 21 TIME 2:27.165 DELETED TRACK LIMITS AT T 5
- CAR 193 TIME 2:21.655 DELETED TRACK LIMITS AT T 5
- CAR 207 TIME 2:20.689 DELETED TRACK LIMITS AT T 2
- CAR 207 TIME 2:14.840 DELETED TRACK LIMITS AT T 2
- CAR 107 TIME 2:23.602 DELETED TRACK LIMITS AT T 5
- CAR 11 TIME 2:12.615 DELETED TRACK LIMITS AT 5
- CAR 1 TIME 2:20.322 DELETED TRACK LIMITS AT T 2
- CAR 21 TIME 2:33.051 DELETED TRACK LIMITS AT 2
- CAR 372 TIME 2:17.278 DELETED TRACK LIMITS AT T 5
- CAR 991 TIME 2:17.627 DELETED TRACK LIMITS AT T 2
- CAR 99 TIME 2:13.248 DELETED TRACK LIMITS AT T 5
- CAR 207 TIME 2:15.728 DELETED TRACK LIMITS AT T 2
- CAR 90 TIME 2:18.883 DELETED TRACK LIMITS AT T 2


Published at:.....

Race Director:

Timekeeper:


Luis Garcia
JOB-2654-ESP/M





Autodromo Nazionale Monza

Clio Cup Series

Free Practice - 1 - 2


Combined Results

- CAR 193 TIME 2:14.591 DELETED TRACK LIMITS AT T 2
- CAR 10 TIME 2:15.099 DELETED TRACK LIMITS AT T 2
- CAR 48 TIME 2:15.046 DELETED TRACK LIMITS AT T 2
- CAR 21 TIME 2:14.038 DELETED TRACK LIMITS AT T 2
- CAR 165 TIME 2:17.775 DELETED TRACK LIMITS AT T 2
- CAR 21 TIME 2:14.142 DELETED TRACK LIMITS AT T 5
- CAR 555 TIME 2:15.967 DELETED TRACK LIMITS AT T 5
- CAR 55 TIME 2:19.972 DELETED TRACK LIMITS AT T 2
- CAR 73 TIME 2:18.825 DELETED TRACK LIMITS AT T 2
- CAR 22 TIME 2:29.953 DELETED TRACK LIMITS AT T 5
- CAR 555 TIME 2:16.402 DELETED TRACK LIMITS AT T 5
- CAR 165 TIME 2:18.115 DELETED TRACK LIMITS AT T 5
- CAR 12 TIME 2:12.645 DELETED TRACK LIMITS AT T 2
- CAR 10 TIME 2:15.519 DELETED TRACK LIMITS AT T 2

Published at:.....

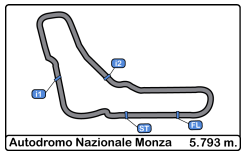
Race Director:

Timekeeper:


Luis Garcia

JOB-2654-ESP/M





Autodromo Nazionale Monza

Clio Cup Series

Qualifying - 1

Final Results Amended

Clas	Nº	Driver	Nat	Cat	Clas	Team	Nat	Group	Laps	Best	Time	Gap	Interval	Km/h
1	11	Nikola Mijjkovic		CHA	1	TEMPO Racing		CCS	9	9	2:10.600			159.6
2	5	Anthony Jurado				RANGONI Corse		CCS / ITA	9	7	2:10.809	0.209	0.209	159.4
3	107	Lorenzo Van Riet		CHA	2	RANGONI Corse		CCS	9	7	2:10.828	0.228	0.019	159.4
4	12	Gabriele Torelli				RANGONI Corse		CCS	9	7	2:10.967	0.367	0.139	159.2
5	10	Mauro Polderman		JUN	1	AST Competition		CCS	9	7	2:11.167	0.567	0.200	158.9
6	84	Mattia Lancellotti		CHA	3	GPA Racing		ITA	10	10	2:11.213	0.613	0.046	158.9
7	48	Nicolas Milan				MILAN Competition		CCS	10	8	2:11.517	0.917	0.304	158.5
8	1	David Pouget				GPA Racing		CCS	10	8	2:11.543	0.943	0.026	158.5
9	207	Cristian Ricciarini		GEN	1	EsseCorse		ITA	9	7	2:11.624	1.024	0.081	158.4
10	86	Jack Byrne		JUN	2	GPA Racing		CCS	10	7	2:11.710	1.110	0.086	158.3
11	13	Alex Lancellotti		CHA	4	GPA Racing		ITA	10	3	2:11.785	1.185	0.075	158.2
12	60	Leonardo Arduini		JUN	3	MC Motorertecnica		CCS / ITA	9	7	2:11.893	1.293	0.108	158.1
13	99	Guillaume Maio		CHA	5	GM Sport		CCS	9	9	2:12.057	1.457	0.164	157.9
14	43	Damiano Puccetti		JUN	4	RANGONI Corse		CCS	9	6	2:12.216	1.616	0.159	157.7
15	16	Giacomo Trebbi		CHA	6	MC Motorertecnica		ITA	9	7	2:12.221	1.621	0.005	157.7
16	19	Gianalberto Coldanis		CHA	7	MC Motorertecnica		ITA	9	8	2:12.324	1.724	0.103	157.6
17	111	Nikola Tosic		JUN	5	AKSK Crvena zvezda		CCS	9	6	2:12.327	1.727	0.003	157.6
18	22	Ludovico Longoni		CHA	8	MC Motorertecnica		CCS / ITA	9	9	2:12.525	1.925	0.198	157.3
19	7	Mickael Carree		GEN	2	T2CM		CCS	10	9	2:12.530	1.930	0.005	157.3
20	51	Francesco Pagano		JUN	6	ASD SCUERIA VENANZIO		ITA	9	9	2:12.589	1.989	0.059	157.2
21	372	Andrea Chierichetti		GEN	3	MC Motorertecnica		ITA	9	9	2:12.761	2.161	0.172	157.0
22	53	Nava Nava		GEN	4	MC Motorertecnica		CCS	9	8	2:12.793	2.193	0.032	157.0
23	21	Stephan Polderman		GEN	5	AST Competition		CCS / ITA	9	9	2:12.836	2.236	0.043	156.9
24	999	Horn		GEN	6	GPA Racing		CCS / ITA	10	10	2:12.944	2.344	0.108	156.8
25	193	Loic Labeda		CHA	9	GM Sport		CCS	9	7	2:12.953	2.353	0.009	156.8
26	121	Stefani Ronnie		JUN	7	EsseCorse		ITA	6	6	2:13.095	2.495	0.142	156.6
27	991	Ben Jenkins		JUN	8	LDR Performance Tuning		ITA	10	9	2:13.338	2.738	0.243	156.4
28	55	Rene Steenmetz		GEN	7	AST Competition		CCS	9	6	2:13.404	2.804	0.066	156.3
29	73	Sandro Cutini		CHA	10	EsseCorse		ITA	9	6	2:13.465	2.865	0.061	156.2
30	42	Mariano Alonso		CHA	11	GPA Racing		CCS	3	3	2:13.585	2.985	0.120	156.1
31	555	Youssef Gaber		CHA	12	Uniq Racing		ITA	9	9	2:13.833	3.233	0.248	155.8
32	65	Sebastian Gavazza		JUN	9	Sevenhills Motorsport		ITA	9	8	2:13.927	3.327	0.094	155.7
33	90	Emir Sarac		CHA	13	Uniq Racing		ITA	9	7	2:13.976	3.376	0.049	155.6
34	33	Michel Faye		GEN	8	GM Sport		CCS	9	9	2:15.286	4.686	1.310	154.1
35	165	Rolando Bordacchini		GEN	9	RANGONI Corse		ITA	9	9	2:17.218	6.618	1.932	151.9
36	219	Milan Popovic		CHA	14	TEMPO Racing		CCS	7	7	2:18.723	8.123	1.505	150.3
37	64	Gabriel Alonso		GEN	10	GPA Racing		CCS	9	8	2:19.184	8.584	0.461	149.8

* PENALTIES

CAR 60 TIME 2:20.467 DELETED TRACK LIMITS AT T 5

CAR 7 TIME 2:18.550 DELETED TRACK LIMITS AT T 1

CAR 219 TIME 2:20.692 DELETED TRACK LIMITS AT T 5

CAR 55 TIME 2:21.701 DELETED TRACK LIMITS AT T 5

CAR #8 BEST LAP DELETED (CAUSED RED FLAG)

CAR 165 TIME 2:23.450 DELETED TRACK LIMITS AT T 2

CAR 64 TIME 2:27.321 DELETED TRACK LIMITS AT T 2

CAR 13 TIME 2:14.451 DELETED TRACK LIMITS AT T 5

CAR 165 TIME 2:17.561 DELETED TRACK LIMITS AT T 5

CAR 21 TIME 2:11.451 DELETED TRACK LIMITS AT T 2

CAR 22 TIME 2:13.241 DELETED TRACK LIMITS AT T 2

CAR 219 TIME 6:11.044 DELETED TRACK LIMITS AT T 5

CAR 84 TIME 2:12.395 DELETED TRACK LIMITS AT T 5

CAR 60 TIME 2:35.877 DELETED TRACK LIMITS AT T 2

Published at:.....

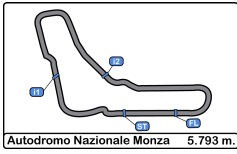
Track Temp: 17.2 °C Air Temp: 15.1 °C Humidity: 93 % Track Status: DRY

Stewards:

Timekeeper:

Luis Garcia
JOB-2654-ESP/M





Autodromo Nazionale Monza

Clio Cup Series

Qualifying - 1

Final Results Amended

CAR 55 TIME 2:42.118 DELETED TRACK LIMITS AT T 5


CAR #8 ALL TIMES CANCELED DUE STEWRD'S DECISION NUMBER 6

Published at:.....

Track Temp: 17.2 °C Air Temp: 15.1 °C Humidity: 93 % Track Status: DRY

Stewards:

Timekeeper:


Luis Garcia

JOB-2654-ESP/M





Autodromo Nazionale Monza

Clio Cup Series

Race - 1

Starting Grid Amended

Grid	Number	Driver	Time	Grid	Number	Driver	Time	Grid	Number	Driver	Time
38	8	Andrea Cordini		.19	2:19.184	Gabriel Alonso	64	37			
36	219	Milan Popovic	2:18.723	.18	2:17.218	Rolando Bordacchini	165	35			
34	33	Michel Faye	2:15.286	.17	2:13.404	Rene Steenmetz	55	33			
32	90	Emir Sarac	2:13.976	.16	2:13.927	Sebastian Gavazza	65	31			
30	555	Youssef Gaber	2:13.833	.15	2:13.585	Mariano Alonso	42	29			
28	21	Stephan Polderman	2:12.836	.14	2:13.465	Sandro Cutini	73	27			
26	991	Ben Jenkins	2:13.338	.13	2:13.095	Stefani Ronnie	121	25			
24	193	Loic Labeda	2:12.953	.12	2:12.944	Horn	999	23			
22	53	Nava Nava	2:12.793	.11	2:12.761	Andrea Chierichetti	372	21			
20	51	Francesco Pagano	2:12.589	.10	2:12.530	Mickael Carree	7	19			
18	22	Ludovico Longoni	2:12.525	.9	2:12.327	Nikola Tosic	111	17			
16	19	Gianalberto Coldanis	2:12.324	.8	2:12.221	Giacomo Trebbi	16	15			
14	43	Damiano Puccetti	2:12.216	.7	2:12.057	Guillaume Maio	99	13			
12	60	Leonardo Arduini	2:11.893	.6	2:11.785	Alex Lancellotti	13	11			
10	86	Jack Byrne	2:11.710	.5	2:11.624	Cristian Ricciarini	207	9			
8	1	David Pouget	2:11.543	.4	2:11.517	Nicolas Milan	48	7			
6	84	Mattia Lancellotti	2:11.213	.3	2:11.167	Mauro Polderman	10	5			
4	12	Gabriele Torelli	2:10.967	.2	2:10.828	Lorenzo Van Riet	107	3			
2	5	Anthony Jurado	2:10.809	.1	2:10.600	Nikola Miljkovic	11	1			



Pole

* PENALTIES


CAR #55 DROP FIVE (5) GRID POSITIONS STEWARD'S DECISION NUMBER 9 FROM BARCELONA

CAR #21 DROP FIVE (5) GRID POSITIONS STEWARD'S DECISION NUMBER 3

Published at:.....

Stewards:

Timekeeper:

 Luis Garcia
JOB-2654-ESP/M





Autodromo Nazionale Monza


Clio Cup Series

Race - 1

Lap Chart

LAP														
Nr	Pos	Grid	1	2	3	4	5	6	7	8	9	10	11	12
11	1	11	11	11	11	11	11	11	11	11	11	1	1	1
5	2	5	5	5	5	5	5	5	48	1	1	11	11	13
107	3	107	86	86	86	86	86	48	5	48	48	48	48	48
12	4	12	84	84	84	84	48	1	1	5	5	86	13	86
10	5	10	107	60	48	48	1	13	13	13	13	13	86	11
84	6	84	60	48	1	1	13	84	84	84	84	84	84	84
48	7	48	48	13	13	13	84	86	86	86	86	5	5	5
1	8	1	13	1	60	60	60	60	60	60	43	43	43	60
207	9	207	99	107	107	99	99	99	99	99	60	99	60	99
86	10	86	1	43	99	107	107	43	43	43	99	60	99	43
13	11	13	43	99	43	207	19	19	19	19	19	19	19	19
60	12	60	51	207	207	43	43	107	107	107	107	207	207	207
99	13	99	207	51	19	19	207	207	22	207	207	22	22	22
43	14	43	111	19	51	22	22	207	22	207	22	107	107	107
16	15	16	19	22	22	51	51	51	51	51	53	53	53	53
19	16	19	22	111	21	111	111	53	53	53	51	51	51	51
111	17	111	21	21	111	21	21	21	21	21	21	21	21	21
22	18	22	53	53	53	53	53	111	111	111	111	111	111	111
7	19	7	33	193	193	193	33	7	999	121	121	121	121	121
51	20	51	372	121	42	42	372	999	121	42	42	42	42	42
372	21	372	193	33	372	33	7	121	42	999	999	999	999	999
53	22	53	999	42	33	372	999	33	7	372	372	991	991	991
999	23	999	121	372	7	7	193	42	372	7	7	372	372	372
193	24	193	42	999	999	999	121	193	33	33	991	73	73	73
121	25	121	7	7	73	73	42	372	73	73	73	193	193	90
991	26	991	8	8	121	121	73	73	193	193	193	90	90	555
73	27	73	90	73	8	8	90	90	90	90	90	555	555	193
21	28	21	73	90	90	90	8	555	555	991	555	7	7	7
42	29	42	991	991	991	991	991	8	991	555	8	8	8	33
555	30	555	555	555	555	555	555	991	8	8	33	33	33	8
65	31	65	55	65	65	65	65	65	65	65	65	65	65	65
90	32	90	65	55	55	55	55	55	55	165	55	55	165	165
55	33	55	165	165	165	165	165	165	165	55	165	165	55	55
33	34	33	64	64	64	64	64	64	64	64	64	64	64	64
165	35	165	12											
219	36	219	16											
64	37	64	219											
8	38	8												





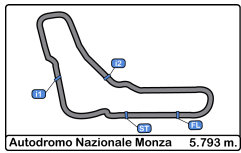
Autodromo Nazionale Monza

Clio Cup Series

Race - 1

Graphic Lap Chart





Autodromo Nazionale Monza

Clio Cup Series

Race - 1

Final Results

Clas	Nº	Driver	Nat	Cat	Clas	Team	Nat	Group	Laps	Total Time	Gap	Interval	Km/h	Best	Time	Km/h
1	1	David Pouget				GPA Racing		CCS	12	28:24.714			146.8	4	2:20.689	148.2
2	13	Alex Lancellotti		CHA	1	GPA Racing		ITA	12	28:24.731	0.017	0.017	146.8	11	2:20.779	148.1
3	48 *	Nicolas Milan				MILAN Competition		CCS	12	28:25.158	0.444	0.427	146.7	7	2:20.874	148.0
4	86	Jack Byrne		JUN	1	GPA Racing		CCS	12	28:25.939	1.225	0.781	146.6	9	2:21.244	147.6
5	5 *	Anthony Jurado				RANGONI Corse		CCS / ITA	12	28:31.541	6.827	5.602	146.2	7	2:21.043	147.8
6	60	Leonardo Arduini		JUN	2	MC Motortecnic		CCS / ITA	12	28:33.665	8.951	2.124	146.0	2	2:21.999	146.8
7	99	Guillaume Maio		CHA	2	GM Sport		CCS	12	28:33.734	9.020	0.069	146.0	8	2:21.957	146.9
8	43	Damiano Puccetti		JUN	3	RANGONI Corse		CCS	12	28:34.163	9.449	0.429	145.9	6	2:21.521	147.3
9	22	Ludovico Longoni		CHA	3	MC Motortecnic		CCS / ITA	12	28:38.440	13.726	4.277	145.6	4	2:22.129	146.7
10	107	Lorenzo Van Riet		CHA	4	RANGONI Corse		CCS	12	28:40.649	15.935	2.209	145.4	1	2:22.560	146.2
11	53	Nava Nava		GEN	1	MC Motortecnic		CCS	12	28:42.386	17.672	1.737	145.2	10	2:22.295	146.5
12	19 *	Gianalberto Coldanis		CHA	5	MC Motortecnic		ITA	12	28:42.903	18.189	0.517	145.2	5	2:22.207	146.6
13	207 *	Cristian Ricciarini		GEN	2	EsseCorse		ITA	12	28:43.232	18.518	0.329	145.2	3	2:22.207	146.6
14	11 *	Nikola Miljkovic		CHA	6	TEMPO Racing		CCS	12	28:46.242	21.528	3.010	144.9	1	2:19.564	149.4
15	21	Stephan Polderman		GEN	3	AST Competition		CCS / ITA	12	28:50.958	26.244	4.716	144.5	8	2:21.572	147.3
16	51 *	Francesco Pagano		JUN	4	ASD SCUDERIA VENANZIO		ITA	12	28:51.938	27.224	0.980	144.4	7	2:23.431	145.3
17	111	Nikola Tosic		JUN	5	AKSK Crvena zvezda		CCS	12	28:52.016	27.302	0.078	144.4	11	2:22.605	146.2
18	121	Stefani Ronnie		JUN	6	EsseCorse		ITA	12	28:52.092	27.378	0.076	144.4	10	2:22.417	146.4
19	42	Mariano Alonso		CHA	7	GPA Racing		CCS	12	28:52.405	27.691	0.313	144.4	9	2:22.423	146.4
20	84 *	Mattia Lancellotti		CHA	8	GPA Racing		ITA	12	28:56.280	31.566	3.875	144.1	9	2:21.156	147.7
21	991	Ben Jenkins		JUN	7	LDR Performance Tuning		ITA	12	28:58.109	33.395	1.829	143.9	9	2:22.044	146.8
22	999 *	Horn		GEN	4	GPA Racing		CCS / ITA	12	28:58.120	33.406	0.011	143.9	11	2:22.537	146.3
23	372	Andrea Chierichetti		GEN	5	MC Motortecnic		ITA	12	28:59.070	34.356	0.950	143.9	11	2:23.323	145.5
24	73	Sandro Cutini		CHA	9	EsseCorse		ITA	12	29:02.090	37.376	3.020	143.6	9	2:23.181	145.6
25	90	Emir Sarac		CHA	10	Uniq Racing		ITA	12	29:02.850	38.136	0.760	143.5	11	2:23.278	145.5
26	193	Loic Labeda		CHA	11	GM Sport		CCS	12	29:04.417	39.703	1.567	143.4	9	2:23.094	145.7
27	7	Mickael Carree		GEN	6	T2CM		CCS	12	29:05.013	40.299	0.596	143.4	4	2:23.741	145.0
28	33	Michel Faye		GEN	7	GM Sport		CCS	12	29:06.808	42.094	1.795	143.2	11	2:23.082	145.7
29	8	Andrea Cordini		GEN	8	EsseCorse		ITA	12	29:08.404	43.690	1.596	143.1	9	2:24.127	144.6
30	555 *	Youssef Gaber		CHA	12	Uniq Racing		ITA	12	29:08.939	44.225	0.535	143.0	2	2:23.558	145.2
31	65	Sebastian Gavazza		JUN	8	Sevenhills Motorsport		ITA	12	29:10.871	46.157	1.932	142.9	8	2:24.172	144.6
32	165	Rolando Bordacchini		GEN	9	RANGONI Corse		ITA	12	29:36.120	1:11.406	25.249	140.9	4	2:25.700	143.1
33	55	Rene Steenmetz		GEN	10	AST Competition		CCS	12	29:40.941	1:16.227	4.821	140.5	4	2:25.821	143.0
34	64	Gabriel Alonso		GEN	11	GPA Racing		CCS	12	30:07.264	1:42.550	26.323	138.4	11	2:26.252	142.5

Not classified: (Requirements: 75% of number laps of leader = 9 Laps)

12 *	Gabriele Torelli					RANGONI Corse		CCS	1	3:13.644	11 Laps	11 Laps	107.6	1	3:13.644	107.6
16	Giacomo Trebbi		CHA			MC Motortecnic		ITA	1	3:34.416	11 Laps	20.772	97.2	1	3:34.416	97.2
219	Milan Popovic		CHA			TEMPO Racing		CCS	1	3:38.304	11 Laps	3.888	95.5	1	3:38.304	95.5
10	Mauro Polderman		JUN			AST Competition		CCS								

Fastest lap Nikola Miljkovic in 2:19.564 at 149.4 Km/h in lap 1

* PENALTIES

STEWARDS DECISION CARS#999 AND #555 - 5 SECONDS TIME PENALTY ADDED TO RACE TIME - CUTTING T1

STEWARDS DECISION CAR #84 - 5 SECONDS TIME PENALTY ADDED TO RACE TIME - CUTTING T1

STEWARDS DECISION CARS #5 #11 #207 - 5 SECONDS TIME PENALTY ADDED TO RACE TIME - CUTTING T1

STEWARDS DECISION CARS #11 - 5 SECONDS TIME PENALTY ADDED TO RACE TIME - CUTTING T1

STEWARDS DECISION CAR #51 - 5 SECONDS TIME PENALTY ADDED TO RACE TIME - CUTTING T5 AND GAINING ADVANTAGE

STEWARDS DECISION CAR #19 - 5 SECONDS TIME PENALTY ADDED TO RACE TIME - CUTTING T9 T10 AND GAINING ADVANTAGE

STEWARDS DECISION DRIVE THROUGH CAR 84 - FORCING CAR 5 OUTSIDE OF TRACK

STEWARDS DECISION CAR #11 - 10 SECONDS TIME PENALTY ADDED TO RACE TIME - ABUSING TRACK LIMITS

* DRIVERS ENQUIRY FORMS FOUNDED

Published at:.....

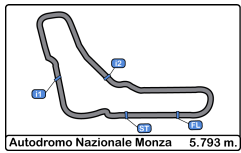
Track Temp: 17.7 °C Air Temp: 16.8 °C Humidity: 91 % Track Status: WET

Stewards:

Timekeeper:

Luis Garcia
JOB-2654-ESP/M





Autodromo Nazionale Monza

Clio Cup Series

Qualifying - 2

Final Results

Clas	Nº	Driver	Nat	Cat	Clas	Team	Nat	Group	Laps	Best	Time	Gap	Interval	Km/h
1	48	Nicolas Milan				MILAN Competition		CCS	9	9	2:20.034			148.9
2	13	Alex Lancellotti		CHA	1	GPA Racing		ITA	9	6	2:20.042	0.008	0.008	148.9
3	84	Mattia Lancellotti		CHA	2	GPA Racing		ITA	9	6	2:20.126	0.092	0.084	148.8
4	1	David Pouget				GPA Racing		CCS	9	6	2:20.230	0.196	0.104	148.7
5	86	Jack Byrne		JUN	1	GPA Racing		CCS	9	8	2:20.318	0.284	0.088	148.6
6	207	Cristian Ricciarini		GEN	1	EsseCorse		ITA	8	2	2:20.617	0.583	0.299	148.3
7	11	Nikola Mijjkovic		CHA	3	TEMPO Racing		CCS	9	6	2:20.798	0.764	0.181	148.1
8	12	Gabriele Torelli				RANGONI Corse		CCS	9	6	2:20.847	0.813	0.049	148.0
9	5	Anthony Jurado				RANGONI Corse		CCS / ITA	7	3	2:20.862	0.828	0.015	148.0
10	43	Damiano Puccetti		JUN	2	RANGONI Corse		CCS	9	2	2:21.101	1.067	0.239	147.8
11	42	Mariano Alonso		CHA	4	GPA Racing		CCS	9	3	2:21.393	1.359	0.292	147.4
12	60	Leonardo Arduini		JUN	3	MC Motorcnica		CCS / ITA	9	6	2:21.597	1.563	0.204	147.2
13	121	Stefani Ronnie		JUN	4	EsseCorse		ITA	9	6	2:21.749	1.715	0.152	147.1
14	107	Lorenzo Van Riet		CHA	5	RANGONI Corse		CCS	9	6	2:21.798	1.764	0.049	147.0
15	16	Giacomo Trebbi		CHA	6	MC Motorcnica		ITA	9	7	2:22.043	2.009	0.245	146.8
16	99	Guillaume Maio		CHA	7	GM Sport		CCS	9	9	2:22.112	2.078	0.069	146.7
17	991	Ben Jenikins		JUN	5	LDR Performance Tuning		ITA	9	8	2:22.145	2.111	0.033	146.7
18	21	Stephan Polderman		GEN	2	AST Competition		CCS / ITA	9	6	2:22.166	2.132	0.021	146.6
19	10	Mauro Polderman		JUN	6	AST Competition		CCS	8	6	2:22.191	2.157	0.025	146.6
20	53	Nava Nava		GEN	3	MC Motorcnica		CCS	9	7	2:22.236	2.202	0.045	146.6
21	19	Gianalberto Coldani		CHA	8	MC Motorcnica		ITA	9	7	2:22.351	2.317	0.115	146.5
22	7	Mickael Carree		GEN	4	T2CM		CCS	9	6	2:22.409	2.375	0.058	146.4
23	90	Emir Sarac		CHA	9	Uniq Racing		ITA	8	8	2:22.431	2.397	0.022	146.4
24	193	Loic Labeda		CHA	10	GM Sport		CCS	9	6	2:22.512	2.478	0.081	146.3
25	51	Francesco Pagano		JUN	7	ASD SCUDERIA VENANZIO		ITA	9	9	2:22.533	2.499	0.021	146.3
26	555	Youssef Gaber		CHA	11	Uniq Racing		ITA	7	5	2:22.684	2.650	0.151	146.1
27	22	Ludovico Longoni		CHA	12	MC Motorcnica		CCS / ITA	9	6	2:22.758	2.724	0.074	146.0
28	33	Michel Faye		GEN	5	GM Sport		CCS	9	6	2:22.858	2.824	0.100	145.9
29	111	Nikola Tosic		JUN	8	AKSK Crvena zvezda		CCS	8	3	2:23.047	3.013	0.189	145.7
30	372	Andrea Chierichetti		GEN	6	MC Motorcnica		ITA	9	7	2:23.130	3.096	0.083	145.7
31	73	Sandro Cutini		CHA	13	EsseCorse		ITA	8	7	2:23.132	3.098	0.002	145.7
32	55	Rene Steenmetz		GEN	7	AST Competition		CCS	8	3	2:23.208	3.174	0.076	145.6
33	65	Sebastian Gavazza		JUN	9	Sevenhills Motorsport		ITA	9	8	2:23.295	3.261	0.087	145.5
34	8	Andrea Cordini		GEN	8	EsseCorse		ITA	9	6	2:23.401	3.367	0.106	145.4
35	219	Milan Popovic		CHA	14	TEMPO Racing		CCS	9	6	2:24.976	4.942	1.575	143.8
36	64	Gabriel Alonso		GEN	9	GPA Racing		CCS	9	7	2:25.229	5.195	0.253	143.5
37	165	Rolando Bordacchini		GEN	10	RANGONI Corse		ITA	2	1	10:03:53.283	10:01:33.	10:01:28.	00.0

* PENALTIES

CAR 42 TIME 2:34.945 DELETED TRACK LIMITS AT T 10

CAR 55 TIME 2:25.176 DELETED TRACK LIMITS AT T 10

CAR 99 TIME 2:22.124 DELETED TRACK LIMITS AT T 5

CAR 165 BEST LAP DELETED - CAUSING RED FLAG

CAR 19 TIME 2:25.901 DELETED TRACK LIMITS AT T 1

CAR 555 TIME 2:30.669 DELETED TRACK LIMITS AT T 1

CAR 207 TIME 2:26.927 DELETED TRACK LIMITS AT T 1

CAR 19 TIME 2:43.443 DELETED TRACK LIMITS AT T 4

Published at:.....


Track Temp: 17.3 °C Air Temp: 16.4 °C Humidity: 95 % Track Status: WET

Stewards:

Timekeeper:

Luis Garcia
JOB-2654-ESP/M





Autodromo Nazionale Monza

Clio Cup Series

Race - 2

Starting Grid

38	999	Horn			
36	64	Gabriel Alonso	2:25.229	.19.	Rolando Bordacchini 165 37
34	8	Andrea Cordini	2:23.401	.18.	2:24.976 Milan Popovic 219 35
32	55	Rene Steenmetz	2:23.208	.17.	2:23.295 Sebastian Gavazza 65 33
30	372	Andrea Chierichetti	2:23.130	.16.	2:23.132 Sandro Cutini 73 31
28	33	Michel Faye	2:22.858	.15.	2:23.047 Nikola Tosic 111 29
26	555	Youssef Gaber	2:22.684	.14.	2:22.758 Ludovico Longoni 22 27
24	193	Loic Labeda	2:22.512	.13.	2:22.533 Francesco Pagano 51 25
22	7	Mickael Carree	2:22.409	.12.	2:22.431 Emir Sarac 90 23
20	53	Nava Nava	2:22.236	.11.	2:22.351 Gianalberto Coldani 19 21
18	21	Stephan Polderman	2:22.166	.10.	2:22.191 Mauro Polderman 10 19
16	99	Guillaume Maio	2:22.112	.9.	2:22.145 Ben Jenkins 991 17
14	107	Lorenzo Van Riet	2:21.798	.8.	2:22.043 Giacomo Trebbi 16 15
12	60	Leonardo Arduini	2:21.597	.7.	2:21.749 Stefani Ronnie 121 13
10	43	Damiano Puccetti	2:21.101	.6.	2:21.393 Mariano Alonso 42 11
8	12	Gabriele Torelli	2:20.847	.5.	2:20.862 Anthony Jurado 5 9
6	207	Cristian Ricciarini	2:20.617	.4.	2:20.798 Nikola Miljkovic 11 7
4	1	David Pouget	2:20.230	.3.	2:20.318 Jack Byrne 86 5
2	13	Alex Lancellotti	2:20.042	.2.	2:20.126 Mattia Lancellotti 84 3
				.1.	2:20.034 Nicolas Milan 48 1




Pole

Published at:.....

Stewards:

Timekeeper:

 Luis Garcia
JOB-2654-ESP/M





Autodromo Nazionale Monza

Clio Cup Series


Race - 2

Lap Chart

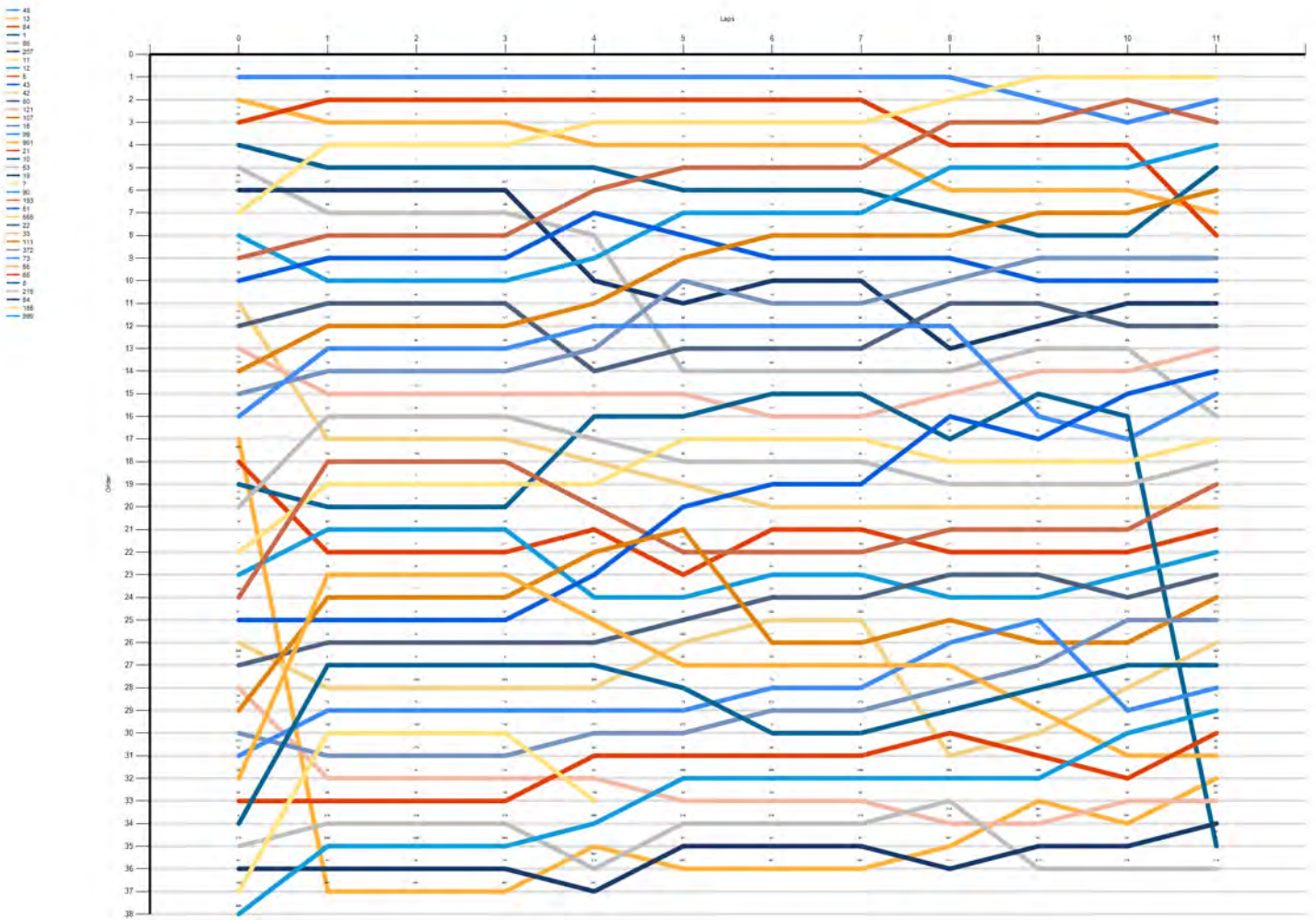
LAP


Nr	Pos	Grid	1	2	3	4	5	6	7	8	9	10	11
48	1	48	48	48	48	48	48	48	48	11	11	11	11
13	2	13	84	84	84	84	84	84	84	11	48	5	48
84	3	84	13	13	13	11	11	11	11	5	5	48	5
1	4	1	11	11	11	13	13	13	13	84	84	84	12
86	5	86	1	1	1	1	5	5	5	12	12	12	1
207	6	207	207	207	207	5	1	1	1	13	13	13	107
11	7	11	86	86	86	43	12	12	12	1	107	107	13
12	8	12	5	5	5	86	43	107	107	107	1	1	84
5	9	5	43	43	43	12	107	43	43	43	16	16	16
43	10	43	12	12	12	207	16	207	207	16	43	43	43
42	11	42	60	60	60	107	207	16	16	60	60	207	207
60	12	60	107	107	107	99	99	99	99	99	207	60	60
121	13	121	99	99	99	16	60	60	60	207	86	86	121
107	14	107	16	16	16	60	86	86	86	86	121	121	51
16	15	16	121	121	121	121	121	10	10	121	10	51	99
99	16	99	53	53	53	10	10	121	121	51	99	10	86
991	17	991	42	42	42	53	7	7	7	10	51	99	7
21	18	21	193	193	193	42	53	53	53	7	7	7	53
10	19	10	7	7	7	7	42	51	51	53	53	53	193
53	20	53	10	10	10	193	51	42	42	42	42	42	42
19	21	19	90	90	90	21	111	21	21	193	193	193	21
7	22	7	21	21	21	111	193	193	193	21	21	21	90
90	23	90	55	55	55	51	21	90	90	22	22	90	22
193	24	193	111	111	111	90	90	22	22	90	90	22	111
51	25	51	51	51	51	55	22	555	555	111	73	372	372
555	26	555	22	22	22	22	555	111	111	73	111	111	555
22	27	22	8	8	8	8	55	55	55	55	372	8	8
33	28	33	555	555	555	555	8	73	73	372	8	555	73
111	29	111	73	73	73	73	73	372	372	8	55	73	999
372	30	372	165	165	165	372	372	8	8	65	555	999	65
73	31	73	372	372	372	65	65	65	65	555	65	55	55
55	32	55	33	33	33	33	999	999	999	999	999	65	991
65	33	65	65	65	65	165	33	33	33	219	991	33	33
8	34	8	219	219	219	999	219	219	219	33	33	991	64
219	35	219	999	999	999	991	64	64	64	991	64	64	10
64	36	64	64	64	64	219	991	991	991	64	219	219	219
165	37	165	991	991	991	64							
999	38	999											





Autodromo Nazionale Monza
Clio Cup Series
Race - 2
Graphic Lap Chart





Autodromo Nazionale Monza
Clio Cup Series
Race - 2
Final Results

CLIO CUP

SERIES

Clas	Nº	Driver	Nat	Cat	Clas	Team	Nat	Group	Laps	Total Time	Gap	Interval	Km/h	Best	Time	Km/h
1	48 *	Nicolas Milan	FRA			MILAN Competition	FRA	CCS	11	28:18.710			135.0	8	2:12.282	157.6
2	5	Anthony Jurado	FRA			RANGONI Corse	ITA	CCS / ITA	11	28:18.712	0.002	0.002	135.0	9	2:11.947	158.0
3	12	Gabriele Torelli	ITA			RANGONI Corse	ITA	CCS	11	28:20.288	1.578	1.576	134.9	10	2:11.604	158.4
4	1	David Pouget	FRA			GPA Racing	FRA	CCS	11	28:20.410	1.700	0.122	134.9	10	2:11.667	158.3
5	107	Lorenzo Van Riet	NLD	CHA	1	RANGONI Corse	ITA	CCS	11	28:20.619	1.909	0.209	134.8	10	2:11.687	158.3
6	13	Alex Lancellotti	ITA	CHA	2	GPA Racing	FRA	ITA	11	28:20.686	1.976	0.067	134.8	10	2:11.811	158.2
7	84 *	Mattia Lancellotti	ITA	CHA	3	GPA Racing	FRA	ITA	11	28:20.842	2.132	0.156	134.8	9	2:12.057	157.9
8	16	Giacomo Trebbi	ITA	CHA	4	MC Motor Tecnica	ITA	ITA	11	28:22.499	3.789	1.657	134.7	10	2:12.255	157.6
9	43	Damiano Puccetti	ITA	JUN	1	RANGONI Corse	ITA	CCS	11	28:23.378	4.668	0.879	134.6	11	2:12.765	157.0
10	207	Cristian Ricciarini	ITA	GEN	1	EsseCorse	ITA	ITA	11	28:23.656	4.946	0.278	134.6	11	2:12.886	156.9
11	60	Leonardo Arduini	ITA	JUN	2	MC Motor Tecnica	ITA	CCS / ITA	11	28:23.825	5.115	0.169	134.6	11	2:12.402	157.5
12	121	Stefani Ronnie	ITA	JUN	3	EsseCorse	ITA	ITA	11	28:26.262	7.552	2.437	134.4	11	2:13.248	156.5
13	51 *	Francesco Pagano	ITA	JUN	4	ASD SCUERIA	ITA	ITA	11	28:26.313	7.603	0.051	134.4	8	2:13.152	156.6
14	99	Guillaume Maio	FRA	CHA	5	GM Sport	FRA	CCS	11	28:26.457	7.747	0.144	134.4	11	2:12.905	156.9
15	86	Jack Byrne	IRE	JUN	5	GPA Racing	FRA	CCS	11	28:26.676	7.966	0.219	134.4	9	2:13.549	156.1
16	7	Mickael Carree	FRA	GEN	2	T2CM	FRA	CCS	11	28:26.821	8.111	0.145	134.4	11	2:13.097	156.6
17	53	Nava Nava	ITA	GEN	3	MC Motor Tecnica	ITA	CCS	11	28:27.898	9.188	1.077	134.3	11	2:13.468	156.2
18	193	Loic Labeda	FRA	CHA	6	GM Sport	FRA	CCS	11	28:28.277	9.567	0.379	134.2	11	2:13.330	156.4
19	42	Mariano Alonso	ESP	CHA	7	GPA Racing	FRA	CCS	11	28:28.281	9.571	0.004	134.2	10	2:13.608	156.0
20	21	Stephan Polderman	NLD	GEN	4	AST Competition	ESP	CCS / ITA	11	28:29.676	10.966	1.395	134.1	4	2:13.580	156.1
21	90	Emir Sarac	TUR	CHA	8	Uniq Racing	ITA	ITA	11	28:29.990	11.280	0.314	134.1	11	2:13.296	156.4
22	22	Ludovico Longoni	ITA	CHA	9	MC Motor Tecnica	ITA	CCS / ITA	11	28:33.083	14.373	3.093	133.9	8	2:13.886	155.7
23	111	Nikola Tosic	SRB	JUN	6	AKSK Crvena zvezda	SRB	CCS	11	28:33.148	14.438	0.065	133.9	4	2:13.806	155.8
24	555	Youssef Gaber	EGY	CHA	10	Uniq Racing	ITA	ITA	11	28:34.260	15.550	1.112	133.8	10	2:13.532	156.1
25	73	Sandro Cutini	ITA	CHA	11	EsseCorse	ITA	ITA	11	28:34.619	15.909	0.359	133.7	9	2:13.849	155.8
26	999	Horn	FRA	GEN	5	GPA Racing	FRA	CCS / ITA	11	28:35.285	16.575	0.666	133.7	11	2:13.504	156.2
27	65	Sebastian Gavazza	ITA	JUN	7	Sevenhills Motorsport	ITA	ITA	11	28:36.469	17.759	1.184	133.6	11	2:14.284	155.3
28	55	Rene Steenmetz	NLD	GEN	6	AST Competition	ESP	CCS	11	28:36.891	18.181	0.422	133.6	11	2:14.921	154.5
29	372	Andrea Chierichetti	ITA	GEN	7	MC Motor Tecnica	ITA	ITA	11	28:38.978	20.268	2.087	133.4	5	2:13.969	155.6
30	991	Ben Jenkins	GBR	JUN	8	LDR Performance Tuning	ITA	ITA	11	28:41.162	22.452	2.184	133.2	8	2:14.523	155.0
31	33	Michel Faye	FRA	GEN	8	GM Sport	FRA	CCS	11	28:42.755	24.045	1.593	133.1	10	2:15.194	154.2
32	8	Andrea Cordini	ITA	GEN	9	EsseCorse	ITA	ITA	11	28:44.465	25.755	1.710	133.0	8	2:14.194	155.4
33	11	Nikola Miljkovic	SRB	CHA	12	TEMPO Racing	SRB	CCS	11	28:48.509	29.799	4.044	132.7	8	2:12.101	157.8
34	64	Gabriel Alonso	ESP	GEN	10	GPA Racing	FRA	CCS	11	29:03.259	44.549	14.750	131.5	9	2:19.039	149.9
35	10	Mauro Polderman	NLD	JUN	9	AST Competition	ESP	CCS	11	29:24.013	1:05.303	20.754	130.0	5	2:13.401	156.3
36	219	Milan Popovic	SRB	CHA	13	TEMPO Racing	SRB	CCS	11	30:41.721	2:23.011	1:17.708	124.5	8	2:14.927	154.5
Not classified: (Requirements: 75% of number laps of leader = 9 Laps)																
165		Rolando Bordacchini	ITA	GEN		RANGONI Corse	ITA	ITA	4	11:43.882	7 Laps	7 Laps	118.5	4	2:18.574	150.4
19		Gianalberto Coldani	ITA	CHA		MC Motor Tecnica	ITA	ITA								

Fastest lap Gabriele Torelli in 2:11.604 at 158.4 Km/h in lap 10

*** PENALTIES**

STEWARDS DECISION CAR #8 - 10 SECONDS TIME PENALTY ADDED TO RACE TIME

STEWARDS DECISION CAR #372 - 5 SECONDS TIME PENALTY ADDED TO RACE TIME

STEWARDS DECISION DRIVE THROUGH CAR 11 CONVERTED IN 25 SECONDS ADDED TO RACE TIME

STEWARDS DECISION CAR #11 - 5 SECONDS TIME PENALTY ADDED TO RACE TIME

* DRIVERS ENQUIRY FORMS FOUNDED

STEWARDS DECISION DRIVE THROUGH CAR 219 CONVERTED IN 25 SECONDS ADDED TO RACE TIME

Published at:.....

Track Temp: 20.2 °C Air Temp: 18.4 °C Humidity: 86 % Track Status: WET

Stewards:

Timekeeper:

Luis Garcia
 JOB-2654-ESP/M

