

### Provisional

### Result List

#### Stewards / Race Management

<b>STEWARD</b>	Peter Roberts
<b>STEWARD</b>	Richard Norbury
<b>STEWARD</b>	Camilla Romano
<b>RACE DIRECTOR</b>	Steve Burns
<b>CLERK OF THE COURSE</b>	Massimiliano Ghinassi
<b>TECHNICAL DELEGATE</b>	Jean-Marie Beauloye
<b>CHIEF TIMEKEEPER</b>	Steffen Ruhl

#### Weather Start/Finish

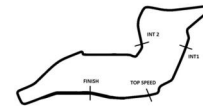
<b>AIR</b>	9.9°C
<b>TRACK</b>	20.8°C
<b>CONDITIONS</b>	Dry
<b>PRESSURE</b>	1001 hPa
<b>AIR</b>	10.8°C
<b>TRACK</b>	18.7°C
<b>CONDITIONS</b>	Dry
<b>PRESSURE</b>	1001 hPa

#### Track Information

<b>GREEN FLAG</b>	13:11:32
<b>CHEQUERED FLAG</b>	14:10:58
<b>SAFETY CAR PHASE</b>	2
<b>FULL COURSE YELLOW PHASE</b>	2
<b>TRACK NAME</b>	Imola
<b>TRACK LENGTH</b>	4909m
<b>TURN COUNT</b>	21
<b>TOTAL DISTANCE</b>	132.54km
<b>FASTEST LAP:</b>	#19. CAN - 1:49.524

STARTED: 47 CLASSIFIED: 45 NOT CLASSIFIED: 2 DISQUALIFIED: 0

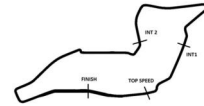
Nr.	Drivers	Team	Laps	Total Time	Gap	Kph	Lap	Time	Kph
Cl.	Car	Entrant							
1	10 <b>K.Lachenauer</b> /G.Bowers Silver Aston Martin Vantage AMR GT4	<b>RACING SPIRIT OF LEMAN</b> Gus Bowers	27	<b>59:27.691</b>		134.1	20	1:49.937	160.7
2	718 <b>A.Fontana</b> /I.Jacoma PAM Porsche 718 Cayman GT4 CS MR	<b>Centri Porsche Ticino</b> Amag First Rennsport Centri Porsche Ticino	27	<b>59:28.829</b>	1.138	134.3	19	1:49.988	160.6
3	42 <b>G.Guilvert</b> /F.Michal PAM Audi R8 LMS GT4	<b>Sainteloc Racing</b> Sainteloc Junior Team	27	<b>59:29.563</b>	1.872	134.2	18	1:49.835	160.8
4	19 <b>T.Canning</b> /A.Rabindra Silver Aston Martin Vantage AMR GT4	<b>RACING SPIRIT OF LEMAN</b> Tom Canning	27	<b>59:37.903</b>	10.212	133.8	22	1:49.524	161.3
5	14 <b>R.Meyuhas</b> /E.Bastard Silver Audi R8 LMS GT4	<b>Sainteloc Racing</b> Sainteloc Junior Team	27	<b>59:40.214</b>	12.523	134.0	18	1:49.820	160.9
6	22 <b>V.Andronaco</b> /A.Mayrl PAM Porsche 718 Cayman GT4 CS MR	<b>Allied Racing</b> Allied Racing GmbH	27	<b>59:53.158</b>	25.467	133.7	17	1:49.908	160.7
7	66 <b>R.Monti</b> / <b>A.Potty</b> Silver Toyota GR Supra GT4	<b>CMR</b> CHAB Evolution	27	<b>59:56.629</b>	28.938	133.3	13	1:50.970	159.2
8	38 <b>H.Stil</b> /M.Kronberg PAM Porsche 718 Cayman GT4 CS MR	<b>W&amp;S Motorsport</b> W&S Motorsport	27	<b>59:57.033</b>	29.342	133.5	14	1:50.517	159.9
9	44 <b>A.Hartvig</b> / <b>M.Wiskirchen</b> Silver Porsche Cayman GT4 CS MR	<b>Allied Racing</b> Allied Racing GmbH	27	<b>59:57.400</b>	29.709	133.5	21	1:50.249	160.2
10	12 <b>B.Besler</b> /W.Burns Silver BMW M4 GT4	<b>Borusan Otomotiv Motorsport</b> Borusan Otomotiv Motorsport	27	<b>59:57.504</b>	29.813	133.4	22	1:51.287	158.8
11	17 <b>D.Rappange</b> /K.Herremans PAM Chevrolet Camaro GT4.R	<b>V8 Racing</b> V8 Racing	27	<b>1:00:12.870</b>	45.179	133.0	17	1:51.259	158.8
12	4 <b>G.Jilkova</b> /R.Haub PAM Mercedes-AMG GT4	<b>Drago Racing Team ZVO</b> Drago Racing Team ZVO	27	<b>1:00:21.607</b>	53.916	132.5	21	1:51.583	158.3
13	87 <b>J.Pla</b> /J.Beaubelique PAM Mercedes-AMG GT4	<b>AKKODIS ASP Team</b> AKKA ASP	27	<b>1:00:22.332</b>	54.641	132.9	19	1:49.797	160.9
14	89 <b>J.Lambert</b> / <b>W.Cazalbon</b> AM Aston Martin Vantage AMR GT4	<b>AGS Events</b> Julien Lambert	27	<b>1:00:23.367</b>	55.676	132.0	5	1:51.654	158.2
15	80 <b>R.del Sarte</b> /T.Verdier Silver Aston Martin Vantage AMR GT4	<b>AGS Events</b> Tom Verdier	27	<b>1:00:23.942</b>	56.251	132.3	20	1:51.089	159.0
16	69 <b>M.Blanchemain</b> / <b>C.Hamon</b> AM Audi R8 LMS GT4	<b>Team Fullmotorsport</b> Christophe Hamon	27	<b>1:00:24.509</b>	56.818	132.1	12	1:50.550	159.8
17	55 <b>J.Mela</b> /L.Hurgon PAM Alpine A110 GT4	<b>Autosport GP</b> Jean-Baptiste Mela	27	<b>1:00:25.159</b>	57.468	132.5	17	1:51.104	159.0
18	8 <b>E.Cheli</b> /C.Surand PAM Toyota GR Supra GT4	<b>CMR</b> CHAB Evolution	27	<b>1:00:28.956</b>	1:01.265	132.4	22	1:51.182	158.9
19	138 <b>J.Briche</b> /J.Navarro PAM Alpine A110 GT4	<b>JSB Competition</b> Julien Briche	27	<b>1:00:30.288</b>	1:02.597	132.5	23	1:50.573	159.8
20	81 <b>S.Gachet</b> /E.Debard PAM Mercedes-AMG GT4	<b>AKKODIS ASP Team</b> AKKA ASP	27	<b>1:00:32.609</b>	1:04.918	132.5	18	1:50.717	159.6
21	21 <b>A.Beltoise</b> /O.Esteves PAM Audi R8 LMS GT4	<b>Sainteloc Racing</b> Sainteloc Junior Team	27	<b>1:00:34.930</b>	1:07.239	132.7	19	1:51.288	158.7



## Provisional

## Result List

Nr.	Drivers	Team	Laps	Total Time	Gap	Kph	Lap	Time	Kph
Cl.	Car	Entrant							
22	34 L.Bosco/A.Papadopoulos Silver Mercedes-AMG GT4	Selleslagh Racing Team Selleslagh Racing Team	27	1:00:36.317	1:08.626	132.0	18	1:51.337	158.7
23	67 J.Lesoudier/M.Lopez Silver Audi R8 LMS GT4	Team Fullmotorsport Jeremy Lesoudier	27	1:00:36.854	1:09.163	132.2	10	1:51.743	158.1
24	15 L.Ibanez/E.Joulie Silver Mercedes-AMG GT4	NM Racing Team NM Racing Team	27	1:00:38.002	1:10.311	133.0	14	1:51.315	158.7
25	61 B.Ricci/M.Ricci AM Mercedes-AMG GT4	AKKODIS ASP Team AKKA ASP	27	1:00:51.946	1:24.255	132.0	23	1:51.705	158.2
26	18 M.Lungstrass/H.Lyngbye Pedersen AM Aston Martin Vantage AMR GT4	Team Spirit Racing Hella Pagid - racing one	27	1:01:11.067	1:43.376	131.7	24	1:50.924	159.3
27	47 A.Carroll/T.Whale PAM McLaren 570S GT4	Greystone GT Greystone GT	27	1:01:18.878	1:51.187	130.8	20	1:51.250	158.8
28	11 Y.Gedik/J.Tahincioglu PAM BMW M4 GT4	Borusan Otomotiv Motorsport Borusan Otomotiv Motorsport	27	1:01:20.373	1:52.682	132.6	24	1:52.187	157.5
29	76 G.Demoustier/J.Redele PAM Alpine A110 GT4	Bodemer Auto Pierre Arnaud Engineering	27	1:01:20.395	1:52.704	131.1	22	1:51.581	158.3
30	119 G.De Andres/F.Navarrete PAM McLaren 570S GT4	McLaren Barcelona - Grupo Hafesa SMC Motorsport	27	1:01:23.895	1:56.204	130.4	10	1:53.010	156.3
31	26 C.Saleilles/B.Lison AM Audi R8 LMS GT4	Team Fullmotorsport Benoit Lison	27	1:01:38.023	2:10.332	130.0	14	1:51.774	158.1
32	51 F.Vava/J.Knoll PAM Mercedes-AMG GT4	NM Racing Team NM Racing Team	27	1:01:39.269	2:11.578	130.3	19	1:51.638	158.3
33	50 P.Meloni/M.Tresoldi AM BMW M4 GT4	W&D Racing Team W&D Racing Team	27	1:01:41.883	2:14.192	130.1	15	1:52.928	156.4
34	9 V.Gisy/C.Gisy PAM Aston Martin Vantage AMR GT4	Hella Pagid - racing one Hella Pagid - racing one	27	1:01:43.293	2:15.602	130.4	12	1:52.693	156.8
35	28 A.Lagrange/F.De Brabant AM Alpine A110 GT4	MIRAGE RACING Frederic De Brabant	27	1:01:50.065	2:22.374	129.7	14	1:52.749	156.7
36	7 H.Conde/N.Andy Silver Aston Martin Vantage AMR GT4	AGS Events Andy Noha	27	1:01:54.460	2:26.769	129.8	22	1:51.727	158.1
37	37 M.Loboda/A.Solukovtsev AM Porsche 718 Cayman GT4 CS MR	W&S Motorsport W&S Motorsport	26	1:01:49.764	1 LAP	125.2	16	1:50.987	159.2
38	25 N.Verdonck/R.Gillion PAM Aston Martin Vantage AMR GT4	PROsport Racing PROsport Racing GmbH	26	1:02:30.711	1 LAP	123.4	20	1:50.486	159.9
39	110 S.Tirman/P.Sancinena Silver Alpine A110 GT4	Autosport GP Simon Tirman	24	50:03.941	3LAPS	142.5	18	1:50.913	159.3
40	36 A.Leclerc/L.Villiger PAM Alpine A110 GT4	Code Racing Development Loic Villiger	24	50:03.969	3LAPS	143.2	18	1:51.257	158.8
41	88 S.Safronov/A.Vaintrub AM Mercedes-AMG GT4	NM Racing Team NM Racing Team	24	1:01:30.975	3LAPS	115.5	22	1:51.383	158.6
42	32 J.Vannerum/J.Behets AM Mercedes-AMG GT4	Selleslagh Racing Team Selleslagh Racing Team	23	49:00.493	4LAPS	140.8	14	1:52.916	156.5
43	53 P.Gibon/C.Bourret AM Mercedes-AMG GT4	AKKODIS ASP Team AKKA ASP	23	49:07.266	4LAPS	140.6	14	1:54.952	153.7
44	63 T.Martinez/P.Figuiera AM Alpine A110 GT4	Arkadia Racing Thomas Martinez	22	48:50.464	5LAPS	134.4	21	1:51.855	157.9
45	13 P.Chovet/J.Scheier Silver Alpine A110 GT4	Arkadia Racing Johann Boris Scheier	19	40:56.139	8LAPS	137.7	10	1:51.499	158.4
<b>Not classified</b>									
	5 K.Koch/T.Nabuurs Silver Aston Martin Vantage AMR GT4	Team Spirit Racing Hella Pagid - racing one	7	14:51.411	20LAPS	143.1	5	1:52.978	156.4
	29 M.Herrero/V.Beltoise Silver Alpine A110 GT4	MIRAGE RACING Vicent Beltoise	5	13:16.711	22LAPS	152.2	4	1:52.825	156.6



**Provisional**


**Result List**

Nr. Drivers	Team	Laps	Total Time	Gap	Kph	Lap	Time	Kph
Cl. Car	Entrant							

*Fastest lap of the race. Car 19 driver Tom Canning on lap 22. Time 1:49.524, average speed 161.3 km/h.*

- CAR 25 10S TIME PENALTY TO BE ADDED AT THE END FOR SPEEDING IN PL
- CAR 22 5S TIME PENALTY ADDED AT THE END FOR SPEEDING IN THE PL
- CAR 9 15S TIME PENALTY TO ADDED AT THE END SPEEDING IN THE PL
- CAR 11 STOP AND GO 1s CONVERTED 46s SHORT PIT STOP
- CAR 32 10s TIME PENALTY FOR PL SPEEDING
- CAR 14 10 S TIME PENALTY CAUSING A COLLISION

**Subject to final scrutineering!**

Publication time:	Race Director: Steve Burns	Timekeeper: Steffen Ruhl 
-------------------	----------------------------	---