



Circuit de Barcelona
Alpine ELF Europa Cup
Race - 2
Provisional Results



Cls	N°	Driver	Nat	Team	Level	Category	Laps	Total Time	Gap	Interval	Km/h	Best	Time	Km/h
1	29	Mateo Herrero	FRA	MILAN COMPETITION	Inter C	Junior	12	27:44.116			120.8	12	1:59.134	140.6
2	15	Gael Castelli	FRA	CMR	Inter C		12	27:44.551	0.435	0.435	120.8	3	1:59.200	140.5
3	11	Vincent Beltoise	FRA	RACING TECHNOLOGY	Inter C		12	27:47.732	3.616	3.181	120.5	5	1:59.377	140.3
4	69	Laurent Hurgon	FRA	AUTOSPORT GP-PATRICK ROGER	Inter C		12	27:48.445	4.329	0.713	120.5	10	1:59.024	140.7
5	21	Marc Guillot	FRA	MILAN COMPETITION	Inter C		12	27:48.606	4.490	0.161	120.5	3	1:59.108	140.6
6	8	Nicolas Milan	FRA	MILAN COMPETITION	Inter C		12	27:50.222	6.106	1.616	120.4	3	1:59.959	139.6
7	77	Rodolphe Wallgren	FRA	MILAN COMPETITION	Inter C	Gentleman	12	27:51.781	7.665	1.559	120.2	11	1:59.906	139.7
8	4	Mathieu Blaise	FRA	RACING TECHNOLOGY	Inter D	Gentleman	12	27:52.917	8.801	1.136	120.2	5	2:00.098	139.5
9	17	Jean-Baptiste Mela	FRA	AUTOSPORT GP	Inter C	Junior	12	27:55.646	11.530	2.729	120.0	3	1:59.263	140.5
10	9	Philippe Bourgois	BEL	MILAN COMPETITION	Inter B	Gentleman	12	27:56.031	11.915	0.385	119.9	5	2:01.038	138.4
11	38	Yves Lemaître	FRA	AUTOSPORT GP	Inter D	Gentleman	12	28:00.335	16.219	4.304	119.6	12	2:01.853	137.5
12	110	Jaime Hernandez	ESP	RACING TECHNOLOGY	Inter C	Gentleman	12	28:01.508	17.392	1.173	119.5	12	2:02.384	136.9
13	5	Stéphane Proux	FRA	RACING TECHNOLOGY	Inter D	Gentleman	12	28:03.777	19.661	2.269	119.4	11	2:02.200	137.1
14	7	Franc Rouxel	FRA	RACING TECHNOLOGY	Inter D	Gentleman	12	28:22.191	38.075	18.414	118.1	5	2:03.667	135.5
Not classified: (Requirements: 75% of number laps of leader = 9 Laps)														
	18	Pierre Macchi	FRA	AUTOSPORT GP	Inter D	Gentleman	4	8:22.997	8 Laps	8 Laps	133.2	2	2:03.220	136.0

Fastest lap Laurent Hurgon in 1:59.024 at 140.8 Km/h in lap 10

Published at:.....

Track Temp: **39.6 °C** Air Temp: **27.1 °C** Humidity: **59 %** Track Status: **DRY**

Stewards:

Race Director:

Timekeeper:





Circuito de Barcelona
Alpine ELF Europa Cup
Race - 2
Provisional Results by Class



Cla	Nº	Driver	Nat	Team	Level	Category	Laps	Total Time	Gap	Interval	Km/h	Best	Time	Km/h
Inter B														
1	9	Philippe Bourgois	BEL	MILAN COMPETITION	Inter B	Gentleman	12	27:56.031			119.9	5	2:01.038	138.4
Inter C														
1	29	Mateo Herrero	FRA	MILAN COMPETITION	Inter C	Junior	12	27:44.116			120.8	12	1:59.134	140.6
2	15	Gael Castelli	FRA	CMR	Inter C		12	27:44.551	0.435	0.435	120.8	3	1:59.200	140.5
3	11	Vincent Beltoise	FRA	RACING TECHNOLOGY	Inter C		12	27:47.732	3.616	3.181	120.5	5	1:59.377	140.3
4	69	Laurent Hurgon	FRA	AUTOSPORT GP-PATRICK ROGER	Inter C		12	27:48.445	4.329	0.713	120.5	10	1:59.024	140.7
5	21	Marc Guillot	FRA	MILAN COMPETITION	Inter C		12	27:48.606	4.490	0.161	120.5	3	1:59.108	140.6
6	8	Nicolas Milan	FRA	MILAN COMPETITION	Inter C		12	27:50.222	6.106	1.616	120.4	3	1:59.959	139.6
7	77	Rodolphe Wallgren	FRA	MILAN COMPETITION	Inter C	Gentleman	12	27:51.781	7.665	1.559	120.2	11	1:59.906	139.7
8	17	Jean-Baptiste Mela	FRA	AUTOSPORT GP	Inter C	Junior	12	27:55.646	11.530	3.865	120.0	3	1:59.263	140.5
9	110	Jaime Hernandez	ESP	RACING TECHNOLOGY	Inter C	Gentleman	12	28:01.508	17.392	5.862	119.5	12	2:02.384	136.9
Inter D														
1	4	Mathieu Blaise	FRA	RACING TECHNOLOGY	Inter D	Gentleman	12	27:52.917			120.2	5	2:00.098	139.5
2	38	Yves Lemaître	FRA	AUTOSPORT GP	Inter D	Gentleman	12	28:00.335	16.219	7.418	119.6	12	2:01.853	137.5
3	5	Stéphane Proux	FRA	RACING TECHNOLOGY	Inter D	Gentleman	12	28:03.777	19.661	3.442	119.4	11	2:02.200	137.1
4	7	Franc Rouxel	FRA	RACING TECHNOLOGY	Inter D	Gentleman	12	28:22.191	38.075	18.414	118.1	5	2:03.667	135.5
Not classified: (Requirements: 75% of number laps of leader = 9 Laps)														
	18	Pierre Macchi	FRA	AUTOSPORT GP	Inter D	Gentleman	4	8:22.997	8 Laps	8 Laps	133.2	2	2:03.220	136.0

Fastest lap Laurent Hurgon in 1:59.024 at 140.8 Km/h in lap 10

Published at:.....

Track Temp: **39.6 °C** Air Temp: **27.1 °C** Humidity: **59 %** Track Status: **DRY**

Stewards:

Race Director:

Timekeeper:





Circuito de Barcelona
Alpine ELF Europa Cup
Race - 2



Provisional Classification by Driver Fastest Lap

Cls	Nº	Driver	Nat	Team	Level	Category	Laps	Best	Time	Gap	Interval	Km/h
1	69	Laurent Hurgon	FRA	AUTOSPORT GP-PATRICK ROGER	Inter C		12	10	1:59.024			140.7
2	21	Marc Guillot	FRA	MILAN COMPETITION	Inter C		12	3	1:59.108	0.084	0.084	140.6
3	29	Mateo Herrero	FRA	MILAN COMPETITION	Inter C	Junior	12	12	1:59.134	0.110	0.026	140.6
4	15	Gael Castelli	FRA	CMR	Inter C		12	3	1:59.200	0.176	0.066	140.5
5	17	Jean-Baptiste Mela	FRA	AUTOSPORT GP	Inter C	Junior	12	3	1:59.263	0.239	0.063	140.5
6	11	Vincent Beltoise	FRA	RACING TECHNOLOGY	Inter C		12	5	1:59.377	0.353	0.114	140.3
7	77	Rodolphe Wallgren	FRA	MILAN COMPETITION	Inter C	Gentleman	12	11	1:59.906	0.882	0.529	139.7
8	8	Nicolas Milan	FRA	MILAN COMPETITION	Inter C		12	3	1:59.959	0.935	0.053	139.6
9	4	Mathieu Blaise	FRA	RACING TECHNOLOGY	Inter D	Gentleman	12	5	2:00.098	1.074	0.139	139.5
10	9	Philippe Bourgois	BEL	MILAN COMPETITION	Inter B	Gentleman	12	5	2:01.038	2.014	0.940	138.4
11	38	Yves Lemaître	FRA	AUTOSPORT GP	Inter D	Gentleman	12	12	2:01.853	2.829	0.815	137.5
12	5	Stéphane Proux	FRA	RACING TECHNOLOGY	Inter D	Gentleman	12	11	2:02.200	3.176	0.347	137.1
13	110	Jaime Hernandez	ESP	RACING TECHNOLOGY	Inter C	Gentleman	12	12	2:02.384	3.360	0.184	136.9
14	18	Pierre Macchi	FRA	AUTOSPORT GP	Inter D	Gentleman	4	2	2:03.220	4.196	0.836	136.0
15	7	Franc Rouxel	FRA	RACING TECHNOLOGY	Inter D	Gentleman	12	5	2:03.667	4.643	0.447	135.5





Circuito de Barcelona
Alpine ELF Europa Cup
Race - 2



Distance and Speed Average

Cls	Nº	Driver	Nat	Team	Level	Category	Laps	Distance	Total Time	Km/h
1	29	Mateo Herrero	FRA	MILAN COMPETITION	Inter C	Junior	12	55.86	27:44.116	120.8
2	15	Gael Castelli	FRA	CMR	Inter C		12	55.86	27:44.551	120.8
3	11	Vincent Beltoise	FRA	RACING TECHNOLOGY	Inter C		12	55.86	27:47.732	120.5
4	69	Laurent Hurgon	FRA	AUTOSPORT GP-PATRICK ROGER	Inter C		12	55.86	27:48.445	120.5
5	21	Marc Guillot	FRA	MILAN COMPETITION	Inter C		12	55.86	27:48.606	120.5
6	8	Nicolas Milan	FRA	MILAN COMPETITION	Inter C		12	55.86	27:50.222	120.4
7	77	Rodolphe Wallgren	FRA	MILAN COMPETITION	Inter C	Gentleman	12	55.86	27:51.781	120.2
8	4	Mathieu Blaise	FRA	RACING TECHNOLOGY	Inter D	Gentleman	12	55.86	27:52.917	120.2
9	17	Jean-Baptiste Mela	FRA	AUTOSPORT GP	Inter C	Junior	12	55.86	27:55.646	120.0
10	9	Philippe Bourgois	BEL	MILAN COMPETITION	Inter B	Gentleman	12	55.86	27:56.031	119.9
11	38	Yves Lemaître	FRA	AUTOSPORT GP	Inter D	Gentleman	12	55.86	28:00.335	119.6
12	110	Jaime Hernandez	ESP	RACING TECHNOLOGY	Inter C	Gentleman	12	55.86	28:01.508	119.5
13	5	Stéphane Proux	FRA	RACING TECHNOLOGY	Inter D	Gentleman	12	55.86	28:03.777	119.4
14	7	Franc Rouxel	FRA	RACING TECHNOLOGY	Inter D	Gentleman	12	55.86	28:22.191	118.1
Not classified: (Requirements: 75% of number laps of leader = 9 Laps)										
	18	Pierre Macchi	FRA	AUTOSPORT GP	Inter D	Gentleman	4	18.62	8:22.997	133.2





Circuito de Barcelona
Alpine ELF Europa Cup
Race - 2
Lap Analysis



4 Mathieu Blaise Alpine 8 Nicolas Milan Alpine

RACING TECHNOLOGY

MILAN COMPETITION

Lap D	Time	Sector 1	Sector 2	Sector 3	T. Spd	Elapsed	Lap D	Time	Sector 1	Sector 2	Sector 3	T. Spd	Elapsed
1	2:08.304	40.841	47.264	40.199		2:08.304	1	2:06.787	40.548	46.973	39.266		2:06.787
2	2:00.804	35.384	46.268	39.152		4:09.108	2	2:00.336	35.079	46.202	39.055		4:07.123
3	2:00.583	35.166	46.076	39.341		6:09.691	3	1:59.959	34.937	45.995	39.027		6:07.082
4	2:00.148	35.015	46.071	39.062		8:09.839	4	2:00.324	35.014	46.004	39.306		8:07.406
5	2:00.098	34.883	46.066	39.149		10:09.937	5	2:00.181	34.938	46.051	39.192		10:07.587
6	2:30.155	35.025	1:03.852	51.278		12:40.092	6	2:31.399	36.353	1:03.973	51.073		12:38.986
7	3:15.441	59.856	1:18.859	56.726		15:55.533	7	3:15.751	1:00.051	1:18.805	56.895		15:54.737
8	3:08.787	1:01.260	1:11.117	56.410		19:04.320	8	3:08.402	1:01.252	1:10.668	56.482		19:03.139
9	2:45.916	49.480	1:01.346	55.090		21:50.236	9	2:46.333	49.371	1:01.816	55.146		21:49.472
10	2:01.822	35.248	46.095	40.479		23:52.058	10	2:00.465	35.151	45.862	39.452		23:49.937
11	2:00.420	35.397	46.065	38.958		25:52.478	11	2:00.042	34.958	45.918	39.166		25:49.979
12	2:00.439	34.845	46.245	39.349		27:52.917	12	2:00.243	34.743	46.350	39.150		27:50.222

5 Stéphane Proux Alpine 9 Philippe Bourgois Alpine

RACING TECHNOLOGY

MILAN COMPETITION

Lap D	Time	Sector 1	Sector 2	Sector 3	T. Spd	Elapsed	Lap D	Time	Sector 1	Sector 2	Sector 3	T. Spd	Elapsed
1	2:13.628	43.222	49.460	40.946		2:13.628	1	2:09.341	41.200	47.857	40.284		2:09.341
2	2:05.162	36.749	47.756	40.657		4:18.790	2	2:01.563	35.495	46.376	39.692		4:10.904
3	2:03.741	36.018	47.653	40.070		6:22.531	3	2:01.240	35.169	46.469	39.602		6:12.144
4	2:04.146	36.150	47.196	40.800		8:26.677	4	2:01.444	35.370	46.548	39.526		8:13.588
5	2:02.486	35.245	47.131	40.110		10:29.163	5	2:01.038	35.109	46.449	39.480		10:14.626
6	2:16.551	38.504	49.598	48.449		12:45.714	6	2:30.095	36.432	1:01.680	51.983		12:44.721
7	3:13.172	59.669	1:18.511	54.992		15:58.886	7	3:12.681	58.613	1:18.299	55.769		15:57.402
8	3:09.287	1:03.641	1:09.278	56.368		19:08.173	8	3:08.889	1:02.926	1:09.154	56.809		19:06.291
9	2:46.937	50.733	1:00.685	55.519		21:55.110	9	2:45.226	49.530	1:00.924	54.772		21:51.517
10	2:03.806	36.640	47.219	39.947		23:58.916	10	2:01.614	35.463	46.445	39.706		23:53.131
11	2:02.200	35.165	47.233	39.802		26:01.116	11	2:01.047	35.240	46.491	39.316		25:54.178
12	2:02.661	35.429	47.107	40.125		28:03.777	12	2:01.853	35.024	46.340	40.489		27:56.031

7 Franc Rouxel Alpine 11 Vincent Beltoise Alpine

RACING TECHNOLOGY

RACING TECHNOLOGY

Lap D	Time	Sector 1	Sector 2	Sector 3	T. Spd	Elapsed	Lap D	Time	Sector 1	Sector 2	Sector 3	T. Spd	Elapsed
1	2:13.468	42.738	49.572	41.158		2:13.468	1	2:04.531	39.538	46.077	38.916		2:04.531
2	2:04.974	36.292	47.746	40.936		4:18.442	2	1:59.708	34.907	45.984	38.817		4:04.239
3	2:03.785	36.127	47.245	40.413		6:22.227	3	1:59.409	34.755	45.665	38.989		6:03.648
4	2:04.953	35.870	47.457	41.626		8:27.180	4	1:59.650	34.885	45.939	38.826		8:03.298
5	2:03.667	35.662	47.318	40.687		10:30.847	5	1:59.377	34.865	45.708	38.804		10:02.675
6	2:15.386	37.715	49.460	48.211		12:46.233	6	2:33.789	36.331	1:05.125	52.333		12:36.464
7	3:13.470	59.971	1:18.325	55.174		15:59.703	7	3:13.770	58.775	1:19.004	55.991		15:50.234
8	3:09.187	1:03.866	1:08.866	56.455		19:08.890	8	3:08.477	1:02.389	1:10.509	55.579		18:58.711
9	2:47.146	50.678	1:00.694	55.774		21:56.036	9	2:48.292	50.933	1:01.942	55.417		21:47.003
10	2:17.050	36.439	47.787	52.824		24:13.086	10	1:59.833	34.753	45.854	39.226		23:46.836
11	2:04.895	36.228	48.015	40.652		26:17.981	11	1:59.529	34.812	45.781	38.936		25:46.365
12	2:04.210	35.933	47.745	40.532		28:22.191	12	2:01.367	34.907	47.273	39.187		27:47.732





Circuito de Barcelona
Alpine ELF Europa Cup
Race - 2
Lap Analysis



15 Gael Castelli Alpine **29** Mateo Herrero Alpine
 CMR MILAN COMPETITION

Lap D	Time	Sector 1	Sector 2	Sector 3	T. Spd	Elapsed	Lap D	Time	Sector 1	Sector 2	Sector 3	T. Spd	Elapsed
1	2:03.932	39.071	46.076	38.785		2:03.932	1	2:03.492	38.835	45.905	38.752		2:03.492
2	1:59.287	34.849	45.841	38.597		4:03.219	2	1:59.407	34.965	45.569	38.873		4:02.899
3	1:59.200	34.726	45.727	38.747		6:02.419	3	1:59.336	34.805	45.521	39.010		6:02.235
4	1:59.327	34.790	45.709	38.828		8:01.746	4	1:59.158	34.695	45.586	38.877		8:01.393
5	1:59.399	34.801	45.545	39.053		10:01.145	5	1:59.546	34.886	45.627	39.033		10:00.939
6	2:33.042	35.935	1:05.010	52.097		12:34.187	6	2:32.576	35.647	1:04.864	52.065		12:33.515
7	3:14.632	58.581	1:17.667	58.384		15:48.819	7	3:14.241	58.715	1:17.611	57.915		15:47.756
8	3:08.517	1:01.909	1:11.498	55.110		18:57.336	8	3:09.230	1:01.474	1:11.765	55.991		18:56.986
9	2:49.389	50.443	1:02.772	56.174		21:46.725	9	2:49.302	49.829	1:02.887	56.586		21:46.288
10	1:59.301	34.731	45.867	38.703		23:46.026	10	1:59.373	34.997	45.691	38.685		23:45.661
11	1:59.237	34.821	45.723	38.693		25:45.263	11	1:59.321	34.890	45.673	38.758		25:44.982
12	1:59.288	34.710	45.817	38.761		27:44.551	12	1:59.134	34.811	45.589	38.734		27:44.116

17 Jean-Baptiste Mela Alpine **38** Yves Lemaitre Alpine
 AUTOSPORT GP AUTOSPORT GP

Lap D	Time	Sector 1	Sector 2	Sector 3	T. Spd	Elapsed	Lap D	Time	Sector 1	Sector 2	Sector 3	T. Spd	Elapsed
1	2:04.964	39.842	46.169	38.953		2:04.964	1	2:11.903	42.072	49.220	40.611		2:11.903
2	1:59.803	34.744	46.170	38.889		4:04.767	2	2:03.353	35.698	47.392	40.263		4:15.256
3	1:59.263	34.689	45.691	38.883		6:04.030	3	2:03.557	35.557	47.875	40.125		6:18.813
4	1:59.717	34.642	46.217	38.858		8:03.747	4	2:03.091	35.314	47.581	40.196		8:21.904
5	1:59.352	34.732	45.742	38.878		10:03.099	5	2:02.432	35.000	47.412	40.020		10:24.336
6	2:34.404	37.521	1:04.835	52.048		12:37.503	6	2:20.933	40.985	51.238	48.710		12:45.269
7	3:14.188	58.858	1:18.764	56.566		15:51.691	7	3:13.207	59.689	1:18.261	55.257		15:58.476
8	3:07.819	1:02.293	1:10.578	54.948		18:59.510	8	3:09.171	1:02.960	1:09.582	56.629		19:07.647
9	2:48.120	51.444	1:01.214	55.462		21:47.630	9	2:46.192	50.404	1:00.789	54.999		21:53.839
10	1:59.559	34.966	45.710	38.883		23:47.189	10	2:02.421	35.803	46.948	39.670		23:56.260
11	1:59.548	34.818	45.906	38.824		25:46.737	11	2:02.222	35.322	47.423	39.477		25:58.482
12	2:08.909	34.690	54.773	39.446		27:55.646	12	2:01.853	35.412	46.951	39.490		28:00.335

18 Pierre Macchi Alpine **69** Laurent Hurgon Alpine
 AUTOSPORT GP AUTOSPORT GP-PATRICK ROGER

Lap D	Time	Sector 1	Sector 2	Sector 3	T. Spd	Elapsed	Lap D	Time	Sector 1	Sector 2	Sector 3	T. Spd	Elapsed
1	2:11.473	42.035	48.810	40.628		2:11.473	1	2:05.832	40.226	46.612	38.994		2:05.832
2	2:03.220	35.464	47.623	40.133		4:14.693	2	1:59.821	34.648	46.049	39.124		4:05.653
3	2:03.648	35.563	48.052	40.033		6:18.341	3	1:59.187	34.661	45.626	38.900		6:04.840
4	2:04.656	35.571	47.526	41.559		8:22.997	4	2:00.087	34.932	45.700	39.455		8:04.927
5		35.349					5	1:59.938	34.709	46.253	38.976		10:04.865
							6	2:33.847	37.951	1:04.433	51.463		12:38.712
							7	3:15.411	59.593	1:18.874	56.944		15:54.123
							8	3:07.829	1:01.250	1:10.859	55.720		19:01.952
							9	2:47.164	50.109	1:01.666	55.389		21:49.116
							10	1:59.024	34.933	45.326	38.765		23:48.140
							11	1:59.541	34.427	45.837	39.277		25:47.681
							12	2:00.764	34.914	46.766	39.084		27:48.445

21 Marc Guillot Alpine
 MILAN COMPETITION

Lap D	Time	Sector 1	Sector 2	Sector 3	T. Spd	Elapsed	Lap D	Time	Sector 1	Sector 2	Sector 3	T. Spd	Elapsed
1	2:05.450	40.171	46.286	38.993		2:05.450							
2	1:59.735	34.789	45.831	39.115		4:05.185							
3	1:59.108	34.667	45.799	38.642		6:04.293							
4	1:59.910	34.581	46.288	39.041		8:04.203							
5	1:59.368	34.812	45.608	38.948		10:03.571							
6	2:34.392	38.747	1:03.869	51.776		12:37.963							
7	3:14.647	59.402	1:18.598	56.647		15:52.610							
8	3:08.253	1:02.260	1:10.581	55.412		19:00.863							
9	2:47.269	50.687	1:01.480	55.102		21:48.132							
10	1:59.349	34.844	45.866	38.639		23:47.481							
11	1:59.807	34.667	45.919	39.221		25:47.288							
12	2:01.318	35.089	47.272	38.957		27:48.606							





Circuito de Barcelona
Alpine ELF Europa Cup
Race - 2
Lap Analysis



77

Rodolphe Wallgren

Alpine

MILAN COMPETITION

Lap D	Time	Sector 1	Sector 2	Sector 3	T. Spd	Elapsed
1	2:08.405	40.796	47.461	40.148		2:08.405
2	2:01.210	35.497	46.388	39.325		4:09.615
3	2:00.620	35.242	46.054	39.324		6:10.235
4	2:00.497	35.180	46.257	39.060		8:10.732
5	2:00.293	35.024	46.182	39.087		10:11.025
6	2:32.389	37.326	1:03.422	51.641		12:43.414
7	3:12.925	58.847	1:18.185	55.893		15:56.339
8	3:09.023	1:03.142	1:09.024	56.857		19:05.362
9	2:45.028	49.592	1:01.117	54.319		21:50.390
10	2:01.455	35.204	46.309	39.942		23:51.845
11	1:59.906	35.045	45.902	38.959		25:51.751
12	2:00.030	34.905	46.098	39.027		27:51.781

110

Jaime Hernandez

Alpine

RACING TECHNOLOGY

Lap D	Time	Sector 1	Sector 2	Sector 3	T. Spd	Elapsed
1	2:10.431	41.901	48.172	40.358		2:10.431
2	2:03.490	35.687	47.400	40.403		4:13.921
3	2:03.911	35.973	47.819	40.119		6:17.832
4	2:03.118	35.716	47.453	39.949		8:20.950
5	2:03.018	35.649	47.215	40.154		10:23.968
6	2:21.068	40.950	50.913	49.205		12:45.036
7	3:12.996	59.035	1:18.523	55.438		15:58.032
8	3:08.984	1:02.751	1:09.459	56.774		19:07.016
9	2:45.529	50.423	1:00.189	54.917		21:52.545
10	2:03.439	35.725	46.921	40.793		23:55.984
11	2:03.140	35.888	47.330	39.922		25:59.124
12	2:02.384	35.615	47.036	39.733		28:01.508





Circuito de Barcelona
Alpine ELF Europa Cup
Race - 2
Analysis by Lap



Num	Lap Time	Gap	Num	Lap Time	Gap	Num	Lap Time	Gap	Num	Lap Time	Gap	Num	Lap Time	Gap
Lap 1			69	1:59.187	02.605	38	2:02.432	23.397	17	3:07.819	02.524	38	2:02.421	10.599
29	2:03.492		8	1:59.959	04.847	5	2:02.486	28.224	21	3:08.253	03.877	5	2:03.806	13.255
15	2:03.932	00.440	4	2:00.583	07.456	7	2:03.667	29.908	69	3:07.829	04.966	7	2:17.050	27.425
11	2:04.531	01.039	77	2:00.620	08.000	Num Lap Time Gap			8	3:08.402	06.153	Num Lap Time Gap		
17	2:04.964	01.472	9	2:01.240	09.909	Lap 6			4	3:08.787	07.334	Lap 11		
21	2:05.450	01.958	110	2:03.911	15.597	29	2:32.576		77	3:09.023	08.376	29	1:59.321	
69	2:05.832	02.340	18	2:03.648	16.106	15	2:33.042	00.672	9	3:08.889	09.305	15	1:59.237	00.281
8	2:06.787	03.295	38	2:03.557	16.578	11	2:33.789	02.949	110	3:08.984	10.030	11	1:59.529	01.383
4	2:08.304	04.812	7	2:03.785	19.992	17	2:34.404	03.988	38	3:09.171	10.661	17	1:59.548	01.755
77	2:08.405	04.913	5	2:03.741	20.296	21	2:34.392	04.448	5	3:09.287	11.187	21	1:59.807	02.306
9	2:09.341	05.849	Num Lap Time Gap			69	2:33.847	05.197	7	3:09.187	11.904	69	1:59.541	02.699
110	2:10.431	06.939	Lap 4			8	2:31.399	05.471	Num Lap Time Gap			8	2:00.042	04.997
18	2:11.473	07.981	29	1:59.158		4	2:30.155	06.577	Lap 9			77	1:59.906	06.769
38	2:11.903	08.411	15	1:59.327	00.353	77	2:32.389	09.899	29	2:49.302		4	2:00.420	07.496
7	2:13.468	09.976	11	1:59.650	01.905	9	2:30.095	11.206	15	2:49.389	00.437	9	2:01.047	09.196
5	2:13.628	10.136	17	1:59.717	02.354	110	2:21.068	11.521	11	2:48.292	00.715	38	2:02.222	13.500
Num Lap Time Gap			21	1:59.910	02.810	38	2:20.933	11.754	17	2:48.120	01.342	110	2:03.140	14.142
Lap 2			69	2:00.087	03.534	5	2:16.551	12.199	21	2:47.269	01.844	5	2:02.200	16.134
29	1:59.407		8	2:00.324	06.013	7	2:15.386	12.718	69	2:47.164	02.828	7	2:04.895	32.999
15	1:59.287	00.320	4	2:00.148	08.446	Num Lap Time Gap			8	2:46.333	03.184	Num Lap Time Gap		
11	1:59.708	01.340	77	2:00.497	09.339	Lap 7			4	2:45.916	03.948	Lap 12		
17	1:59.803	01.868	9	2:01.444	12.195	29	3:14.241		77	2:45.028	04.102	29	1:59.134	
21	1:59.735	02.286	110	2:03.118	19.557	15	3:14.632	01.063	9	2:45.226	05.229	15	1:59.288	00.435
69	1:59.821	02.754	38	2:03.091	20.511	11	3:13.770	02.478	110	2:45.529	06.257	11	2:01.367	03.616
8	2:00.336	04.224	18	2:04.656	21.604	17	3:14.188	03.935	38	2:46.192	07.551	69	2:00.764	04.329
4	2:00.804	06.209	5	2:04.146	25.284	21	3:14.647	04.854	5	2:46.937	08.822	21	2:01.318	04.490
77	2:01.210	06.716	7	2:04.953	25.787	69	3:15.411	06.367	7	2:47.146	09.748	8	2:00.243	06.106
9	2:01.563	08.005	Num Lap Time Gap			8	3:15.751	06.981	Num Lap Time Gap			77	2:00.030	07.665
110	2:03.490	11.022	Lap 5			4	3:15.441	07.777	Lap 10			4	2:00.439	08.801
18	2:03.220	11.794	29	1:59.546		77	3:12.925	08.583	29	1:59.373		17	2:08.909	11.530
38	2:03.353	12.357	15	1:59.399	00.206	9	3:12.681	09.646	15	1:59.301	00.365	9	2:01.853	11.915
7	2:04.974	15.543	11	1:59.377	01.736	110	3:12.996	10.276	11	1:59.833	01.175	38	2:01.853	16.219
5	2:05.162	15.891	17	1:59.352	02.160	38	3:13.207	10.720	17	1:59.559	01.528	110	2:02.384	17.392
Num Lap Time Gap			21	1:59.368	02.632	5	3:13.172	11.130	21	1:59.349	01.820	5	2:02.661	19.661
Lap 3			69	1:59.938	03.926	7	3:13.470	11.947	69	1:59.024	02.479	7	2:04.210	38.075
29	1:59.336		8	2:00.181	06.648	Num Lap Time Gap			8	2:00.465	04.276	Lap 8		
15	1:59.200	00.184	4	2:00.098	08.998	Lap 8			77	2:01.455	06.184	Lap 8		
11	1:59.409	01.413	77	2:00.293	10.086	29	3:09.230		4	2:01.822	06.397	Lap 8		
17	1:59.263	01.795	9	2:01.038	13.687	15	3:08.517	00.350	9	2:01.614	07.470	Lap 8		
21	1:59.108	02.058	110	2:03.018	23.029	11	3:08.477	01.725	110	2:03.439	10.323	Lap 8		





Circuit de Barcelona
Alpine ELF Europa Cup
Race - 2
Best Sectors Results



Sector - 1			Sector - 2			Sector - 3			Ideal Lap vs Best Lap						
Clas	Nº	Driver	Time	Nº	Driver	Time	Nº	Driver	Time	Clas	Nº	Driver	Ideal Lap	Best Lap	Clas
1	69	Laurent Hurgon	34.427	69	Laurent Hurgon	45.326	15	Gael Castelli	38.597	1	69	Laurent Hurgon	1:58.518	1:59.024	1
2	21	Marc Guillot	34.581	29	Mateo Herrero	45.521	21	Marc Guillot	38.639	2	21	Marc Guillot	1:58.828	1:59.108	2
3	17	Jean-Baptiste Mela	34.642	15	Gael Castelli	45.545	29	Mateo Herrero	38.685	3	15	Gael Castelli	1:58.852	1:59.200	4
4	29	Mateo Herrero	34.695	21	Marc Guillot	45.608	69	Laurent Hurgon	38.765	4	29	Mateo Herrero	1:58.901	1:59.134	3
5	15	Gael Castelli	34.710	11	Vincent Beltoise	45.665	11	Vincent Beltoise	38.804	5	17	Jean-Baptiste Mela	1:59.157	1:59.263	5
6	8	Nicolas Milan	34.743	17	Jean-Baptiste Mela	45.691	17	Jean-Baptiste Mela	38.824	6	11	Vincent Beltoise	1:59.222	1:59.377	6
7	11	Vincent Beltoise	34.753	8	Nicolas Milan	45.862	4	Mathieu Blaise	38.958	7	8	Nicolas Milan	1:59.632	1:59.959	8
8	4	Mathieu Blaise	34.845	77	Rodolphe Wallgren	45.902	77	Rodolphe Wallgren	38.959	8	77	Rodolphe Wallgren	1:59.766	1:59.906	7
9	77	Rodolphe Wallgren	34.905	4	Mathieu Blaise	46.065	8	Nicolas Milan	39.027	9	4	Mathieu Blaise	1:59.868	2:00.098	9
10	38	Yves Lemaître	35.000	9	Philippe Bourgois	46.340	9	Philippe Bourgois	39.316	10	9	Philippe Bourgois	2:00.680	2:01.038	10
11	9	Philippe Bourgois	35.024	110	Jaime Hernandez	46.921	38	Yves Lemaître	39.477	11	38	Yves Lemaître	2:01.425	2:01.853	11
12	5	Stéphane Proux	35.165	38	Yves Lemaître	46.948	110	Jaime Hernandez	39.733	12	5	Stéphane Proux	2:02.074	2:02.200	12
13	18	Pierre Macchi	35.349	5	Stéphane Proux	47.107	5	Stéphane Proux	39.802	13	110	Jaime Hernandez	2:02.269	2:02.384	13
14	11	Jaime Hernandez	35.615	7	Franc Rouxel	47.245	18	Pierre Macchi	40.033	14	18	Pierre Macchi	2:02.908	2:03.220	14
15	7	Franc Rouxel	35.662	18	Pierre Macchi	47.526	7	Franc Rouxel	40.413	15	7	Franc Rouxel	2:03.320	2:03.667	15





Circuito de Barcelona
Alpine ELF Europa Cup
Race - 2
Leader Sequence



<u>Nº</u>	<u>Driver</u>	<u>Nat</u>	<u>Team</u>	<u>Level</u>	<u>Category</u>	<u>Start Lap</u>	<u>End Lap</u>	<u>Laps</u>	<u>Total Laps</u>
29	Mateo Herrero	FRA	MILAN COMPETITION	Inter C	Junior	1	12	12	12





Circuito de Barcelona
Alpine ELF Europa Cup
Race - 2
Best 5 Lap Times



Cls	N°	Driver	Nat	Team	Level	Category	Best 1		Best 2		Best 3		Best 4		Best 5	
							Time	Lap	Time	Lap	Time	Lap	Time	Lap	Time	Lap
1	69	Laurent Hurgon	FRA	AUTOSPORT GP-PATRICK ROFFO	Inter C		1:59.024	10	1:59.187	3	1:59.541	11	1:59.821	2	1:59.938	5
2	21	Marc Guillot	FRA	MILAN COMPETITION	Inter C		1:59.108	3	1:59.349	10	1:59.368	5	1:59.735	2	1:59.807	11
3	29	Mateo Herrero	FRA	MILAN COMPETITION	Inter C	Junior	1:59.134	12	1:59.158	4	1:59.321	11	1:59.336	3	1:59.373	10
4	15	Gael Castelli	FRA	CMR	Inter C		1:59.200	3	1:59.237	11	1:59.287	2	1:59.288	12	1:59.301	10
5	17	Jean-Baptiste Mela	FRA	AUTOSPORT GP	Inter C	Junior	1:59.263	3	1:59.352	5	1:59.548	11	1:59.559	10	1:59.717	4
6	11	Vincent Beltoise	FRA	RACING TECHNOLOGY	Inter C		1:59.377	5	1:59.409	3	1:59.529	11	1:59.650	4	1:59.708	2
7	77	Rodolphe Wallgren	FRA	MILAN COMPETITION	Inter C	Gentleman	1:59.906	11	2:00.030	12	2:00.293	5	2:00.497	4	2:00.620	3
8	8	Nicolas Milan	FRA	MILAN COMPETITION	Inter C		1:59.959	3	2:00.042	11	2:00.181	5	2:00.243	12	2:00.324	4
9	4	Mathieu Blaise	FRA	RACING TECHNOLOGY	Inter D	Gentleman	2:00.098	5	2:00.148	4	2:00.420	11	2:00.439	12	2:00.583	3
10	9	Philippe Bourgois	BEL	MILAN COMPETITION	Inter B	Gentleman	2:01.038	5	2:01.047	11	2:01.240	3	2:01.444	4	2:01.563	2
11	38	Yves Lemaître	FRA	AUTOSPORT GP	Inter D	Gentleman	2:01.853	12	2:02.222	11	2:02.421	10	2:02.432	5	2:03.091	4
12	5	Stéphane Proux	FRA	RACING TECHNOLOGY	Inter D	Gentleman	2:02.200	11	2:02.486	5	2:02.661	12	2:03.741	3	2:03.806	10
13	110	Jaime Hernandez	ESP	RACING TECHNOLOGY	Inter C	Gentleman	2:02.384	12	2:03.018	5	2:03.118	4	2:03.140	11	2:03.439	10
14	18	Pierre Macchi	FRA	AUTOSPORT GP	Inter D	Gentleman	2:03.220	2	2:03.648	3	2:04.656	4	2:11.473	1		
15	7	Franc Rouxel	FRA	RACING TECHNOLOGY	Inter D	Gentleman	2:03.667	5	2:03.785	3	2:04.210	12	2:04.895	11	2:04.953	4





Circuito de Barcelona
Alpine ELF Europa Cup
Race - 2
Fastest Laps Sequence



Lap	Time of Day	Session Time	Nº	Driver	Nat	Team	Level	Category	Time	Km/h
2	13:32:25.757	4:02.757	29	Mateo Herrero	FRA	MILAN COMPETITION	Inter C	Junior	1:59.407	140.3
2	13:32:26.077	4:03.077	15	Gael Castelli	FRA	CMR	Inter C		1:59.287	140.4
3	13:34:25.277	6:02.277	15	Gael Castelli	FRA	CMR	Inter C		1:59.200	140.5
3	13:34:27.151	6:04.151	21	Marc Guillot	FRA	MILAN COMPETITION	Inter C		1:59.108	140.6
10	13:52:10.998	23:47.998	69	Laurent Hurgon	FRA	AUTOSPORT GP-PATRICK ROGER	Inter C		1:59.024	140.7





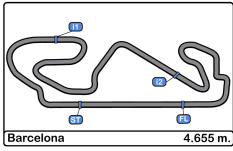
Circuito de Barcelona
Alpine ELF Europa Cup
Race - 2
Lap Chart



LAP

Nr	Pos	Grid	1	2	3	4	5	6	7	8	9	10	11	12
29	1	29	29	29	29	29	29	29	29	29	29	29	29	29
15	2	15	15	15	15	15	15	15	15	15	15	15	15	15
69	3	69	11	11	11	11	11	11	11	11	11	11	11	11
17	4	17	17	17	17	17	17	17	17	17	17	17	17	69
11	5	11	21	21	21	21	21	21	21	21	21	21	21	21
21	6	21	69	69	69	69	69	69	69	69	69	69	69	8
8	7	8	8	8	8	8	8	8	8	8	8	8	8	77
77	8	77	4	4	4	4	4	4	4	4	4	77	77	4
4	9	4	77	77	77	77	77	77	77	77	77	4	4	17
38	10	38	9	9	9	9	9	9	9	9	9	9	9	9
9	11	9	110	110	110	110	110	110	110	110	110	110	38	38
18	12	18	18	18	18	38	38	38	38	38	38	38	110	110
110	13	110	38	38	38	18	5	5	5	5	5	5	5	5
5	14	5	7	7	7	5	7	7	7	7	7	7	7	7
7	15	7	5	5	5	7								

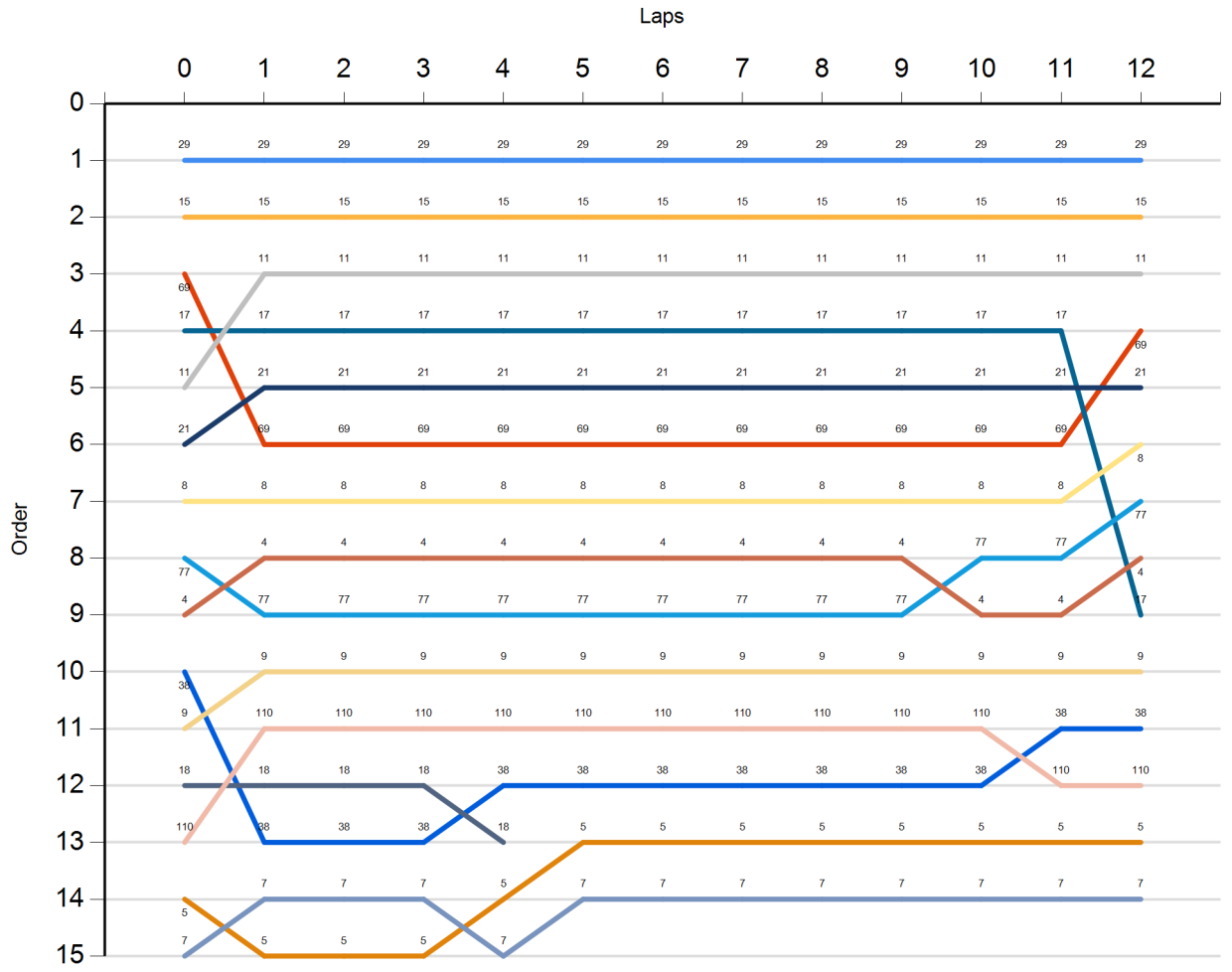


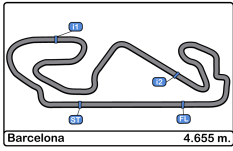


Circuito de Barcelona
 Alpine ELF Europa Cup
 Race - 2
 Graphic Lap Chart



- 29
- 15
- 69
- 17
- 11
- 21
- 8
- 77
- 4
- 38
- 9
- 18
- 110
- 5
- 7



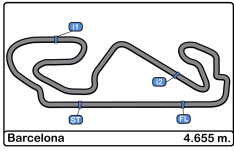


Circuito de Barcelona
Alpine ELF Europa Cup
Race - 2
Pit Stop Analysis

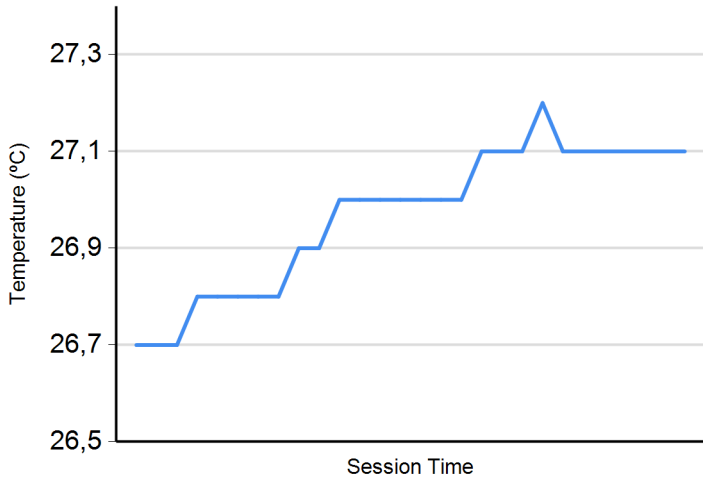


Nº	In Day Time	Driver	Nat	Team	Nat	Vehicle	In Time	Stop Nº	Pit Time	Handicap	Penalty
----	-------------	--------	-----	------	-----	---------	---------	---------	----------	----------	---------

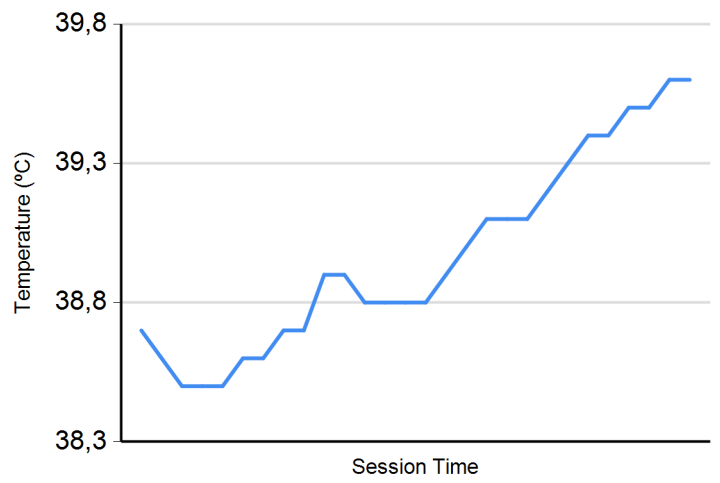




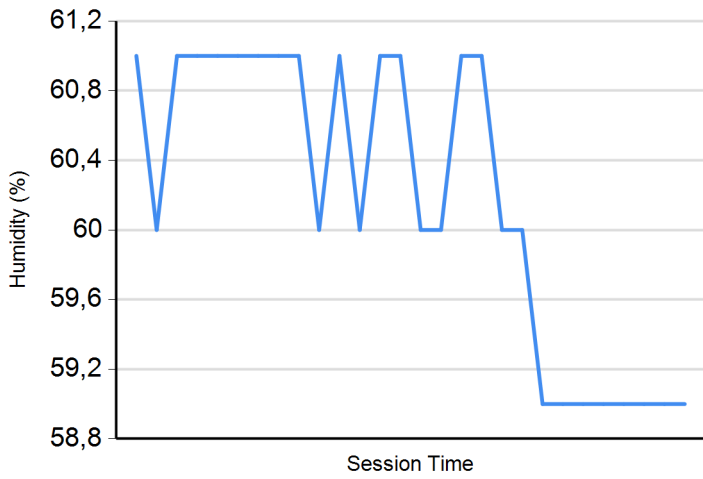
Air Temperature



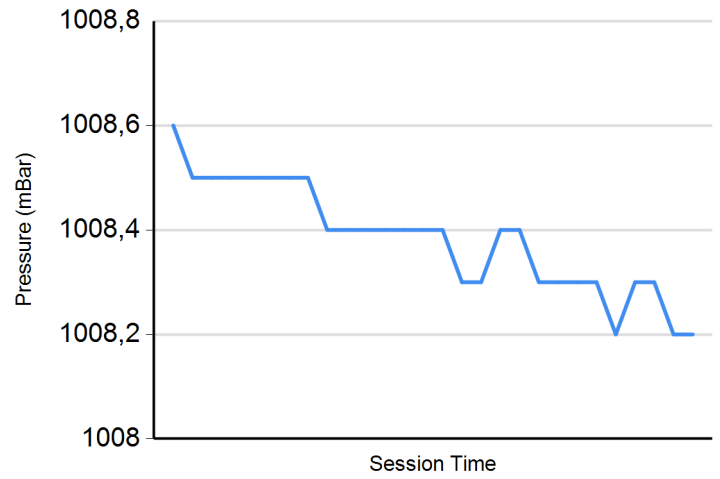
Track Temperature



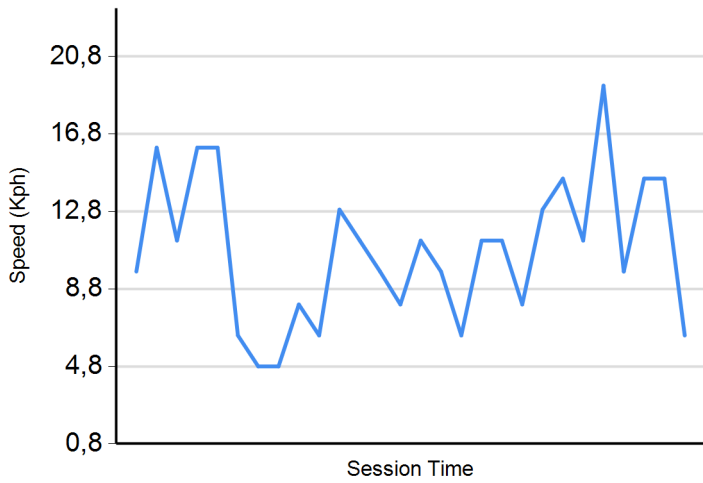
Humidity



Pressure



Wind Speed



Wind direction

North = 0°/360° Est = 90° South = 180° West = 270°

