



Circuito de Barcelona
Alpine ELF Europa Cup
Race - 1
Provisional Results



Cls	Nº	Driver	Nat	Team	Level	Category	Laps	Total Time	Gap	Interval	Km/h	Best	Time	Km/h
1	15	Gael Castelli	FRA	CMR	Inter C		14	27:49.329			140.5	8	1:58.199	141.7
2	29	Mateo Herrero	FRA	MILAN COMPETITION	Inter C	Junior	14	27:54.261	4.932	4.932	140.1	3	1:58.677	141.2
3	17	Jean-Baptiste Mela	FRA	AUTOSPORT GP	Inter C	Junior	14	27:57.872	8.543	3.611	139.8	7	1:58.400	141.5
4	11	Vincent Beltoise	FRA	RACING TECHNOLOGY	Inter C		14	27:59.872	10.543	2.000	139.6	6	1:58.398	141.5
5	8	Nicolas Milan	FRA	MILAN COMPETITION	Inter C		14	28:01.329	12.000	1.457	139.5	6	1:58.712	141.1
6	77	Rodolphe Wallgren	FRA	MILAN COMPETITION	Inter C	Gentleman	14	28:04.160	14.831	2.831	139.3	4	1:58.914	140.9
7	4	Mathieu Blaise	FRA	RACING TECHNOLOGY	Inter D	Gentleman	14	28:16.744	27.415	12.584	138.2	6	2:00.132	139.4
8	9	Philippe Bourgois	BEL	MILAN COMPETITION	Inter B	Gentleman	14	28:17.438	28.109	0.694	138.2	5	2:00.123	139.5
9	110	Jaime Hernandez	ESP	RACING TECHNOLOGY	Inter C	Gentleman	14	28:41.473	52.144	24.035	136.2	8	2:01.238	138.2
10	38	Yves Lemaître	FRA	AUTOSPORT GP	Inter D	Gentleman	14	28:42.222	52.893	0.749	136.2	8	2:01.170	138.3
11	5	Stéphane Proux	FRA	RACING TECHNOLOGY	Inter D	Gentleman	14	28:50.646	1:01.317	8.424	135.5	7	2:01.698	137.7
12	18	Pierre Macchi	FRA	AUTOSPORT GP	Inter D	Gentleman	14	29:01.424	1:12.095	10.778	134.7	2	2:01.523	137.8
Not classified: (Requirements: 75% of number laps of leader = 11 Laps)														
	21	Marc Guillot	FRA	MILAN COMPETITION	Inter C		1	2:30.570	13 Laps	13 Laps	111.2	1	2:30.570	111.2
	69	Laurent Hurgon	FRA	AUTOSPORT GP-PATRICK ROGER	Inter C		1	3:27.558	13 Laps	56.988	80.7	1	3:27.558	80.7
	7	Franc Rouxel	FRA	RACING TECHNOLOGY	Inter D	Gentleman								

Fastest lap Gael Castelli in 1:58.199 at 141.8 Km/h in lap 8

FIVE SECOND TIME PENALTY ADDED CAR 15 LEFT TRACK WITH ADVANTAGE
FIVE SECOND TIME PENALTY ADDED CAR 77 LEFT TRACK WITH ADVANTAGE

Published at:.....

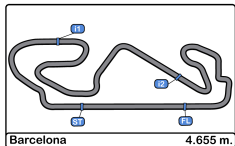
Track Temp: **24.8 °C** Air Temp: **22.2 °C** Humidity: **75 %** Track Status: **DRY**

Stewards:

Race Director:

Timekeeper:





Circuito de Barcelona
Alpine ELF Europa Cup
Race - 1
Provisional Results by Class



Clas	Nº	Driver	Nat	Team	Level	Category	Laps	Total Time	Gap	Interval	Km/h	Best	Time	Km/h	
Inter B															
1	9	Philippe Bourgois	BEL	MILAN COMPETITION	Inter B	Gentleman	14	28:17.438			138.2	5	2:00.123	139.5	
Inter C															
1	15	Gael Castelli	FRA	CMR	Inter C		14	27:49.329			140.5	8	1:58.199	141.7	
2	29	Mateo Herrero	FRA	MILAN COMPETITION	Inter C	Junior	14	27:54.261	4.932	4.932	140.1	3	1:58.677	141.2	
3	17	Jean-Baptiste Mela	FRA	AUTOSPORT GP	Inter C	Junior	14	27:57.872	8.543	3.611	139.8	7	1:58.400	141.5	
4	11	Vincent Beltoise	FRA	RACING TECHNOLOGY	Inter C		14	27:59.872	10.543	2.000	139.6	6	1:58.398	141.5	
5	8	Nicolas Milan	FRA	MILAN COMPETITION	Inter C		14	28:01.329	12.000	1.457	139.5	6	1:58.712	141.1	
6	77	Rodolphe Wallgren	FRA	MILAN COMPETITION	Inter C	Gentleman	14	28:04.160	14.831	2.831	139.3	4	1:58.914	140.9	
7	110	Jaime Hernandez	ESP	RACING TECHNOLOGY	Inter C	Gentleman	14	28:41.473	52.144	37.313	136.2	8	2:01.238	138.2	
Not classified: (Requirements: 75% of number laps of leader = 11 Laps)															
21		Marc Guillot	FRA	MILAN COMPETITION	Inter C		1	2:30.570	13 Laps	13 Laps	111.2	1	2:30.570	111.2	
69		Laurent Hurgon	FRA	AUTOSPORT GP-PATRICK ROGER	Inter C		1	3:27.558	13 Laps		56.988	80.7	1	3:27.558	80.7
Inter D															
1	4	Mathieu Blaise	FRA	RACING TECHNOLOGY	Inter D	Gentleman	14	28:16.744			138.2	6	2:00.132	139.4	
2	38	Yves Lemaître	FRA	AUTOSPORT GP	Inter D	Gentleman	14	28:42.222	52.893	25.478	136.2	8	2:01.170	138.3	
3	5	Stéphane Proux	FRA	RACING TECHNOLOGY	Inter D	Gentleman	14	28:50.646	1:01.317	8.424	135.5	7	2:01.698	137.7	
4	18	Pierre Macchi	FRA	AUTOSPORT GP	Inter D	Gentleman	14	29:01.424	1:12.095	10.778	134.7	2	2:01.523	137.8	
Not classified: (Requirements: 75% of number laps of leader = 11 Laps)															
7		Franc Rouxel	FRA	RACING TECHNOLOGY	Inter D	Gentleman									

Fastest lap Gael Castelli in 1:58.199 at 141.8 Km/h in lap 8

Published at:.....

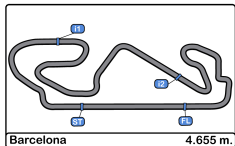
Track Temp: **24.8 °C** Air Temp: **22.2 °C** Humidity: **75 %** Track Status: **DRY**

Stewards:

Race Director:

Timekeeper:





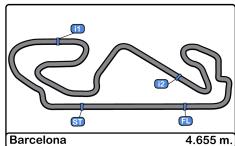
Circuito de Barcelona
Alpine ELF Europa Cup
Race - 1



Provisional Classification by Driver Fastest Lap

Cls	Nº	Driver	Nat	Team	Level	Category	Laps	Best	Time	Gap	Interval	Km/h
1	15	Gael Castelli	FRA	CMR	Inter C		14	8	1:58.199			141.7
2	11	Vincent Beltoise	FRA	RACING TECHNOLOGY	Inter C		14	6	1:58.398	0.199	0.199	141.5
3	17	Jean-Baptiste Mela	FRA	AUTOSPORT GP	Inter C	Junior	14	7	1:58.400	0.201	0.002	141.5
4	29	Mateo Herrero	FRA	MILAN COMPETITION	Inter C	Junior	14	3	1:58.677	0.478	0.277	141.2
5	8	Nicolas Milan	FRA	MILAN COMPETITION	Inter C		14	6	1:58.712	0.513	0.035	141.1
6	77	Rodolphe Wallgren	FRA	MILAN COMPETITION	Inter C	Gentleman	14	4	1:58.914	0.715	0.202	140.9
7	9	Philippe Bourgois	BEL	MILAN COMPETITION	Inter B	Gentleman	14	5	2:00.123	1.924	1.209	139.5
8	4	Mathieu Blaise	FRA	RACING TECHNOLOGY	Inter D	Gentleman	14	6	2:00.132	1.933	0.009	139.4
9	38	Yves Lemaître	FRA	AUTOSPORT GP	Inter D	Gentleman	14	8	2:01.170	2.971	1.038	138.3
10	110	Jaime Hernandez	ESP	RACING TECHNOLOGY	Inter C	Gentleman	14	8	2:01.238	3.039	0.068	138.2
11	18	Pierre Macchi	FRA	AUTOSPORT GP	Inter D	Gentleman	14	2	2:01.523	3.324	0.285	137.8
12	5	Stéphane Proux	FRA	RACING TECHNOLOGY	Inter D	Gentleman	14	7	2:01.698	3.499	0.175	137.7
13	21	Marc Guillot	FRA	MILAN COMPETITION	Inter C		1	1	2:30.570	32.371	28.872	111.2
14	69	Laurent Hurgon	FRA	AUTOSPORT GP-PATRICK ROGER	Inter C		1	1	3:27.558	1:29.359	56.988	80.7





Circuito de Barcelona
Alpine ELF Europa Cup
Race - 1



Distance and Speed Average

Cls	Nº	Driver	Nat	Team	Level	Category	Laps	Distance	Total Time	Km/h
1	15	Gael Castelli	FRA	CMR	Inter C		14	65.17	27:49.329	140.5
2	29	Mateo Herrero	FRA	MILAN COMPETITION	Inter C	Junior	14	65.17	27:54.261	140.1
3	17	Jean-Baptiste Mela	FRA	AUTOSPORT GP	Inter C	Junior	14	65.17	27:57.872	139.8
4	11	Vincent Beltoise	FRA	RACING TECHNOLOGY	Inter C		14	65.17	27:59.872	139.6
5	8	Nicolas Milan	FRA	MILAN COMPETITION	Inter C		14	65.17	28:01.329	139.5
6	77	Rodolphe Wallgren	FRA	MILAN COMPETITION	Inter C	Gentleman	14	65.17	28:04.160	139.3
7	4	Mathieu Blaise	FRA	RACING TECHNOLOGY	Inter D	Gentleman	14	65.17	28:16.744	138.2
8	9	Philippe Bourgois	BEL	MILAN COMPETITION	Inter B	Gentleman	14	65.17	28:17.438	138.2
9	110	Jaime Hernandez	ESP	RACING TECHNOLOGY	Inter C	Gentleman	14	65.17	28:41.473	136.2
10	38	Yves Lemaître	FRA	AUTOSPORT GP	Inter D	Gentleman	14	65.17	28:42.222	136.2
11	5	Stéphane Proux	FRA	RACING TECHNOLOGY	Inter D	Gentleman	14	65.17	28:50.646	135.5
12	18	Pierre Macchi	FRA	AUTOSPORT GP	Inter D	Gentleman	14	65.17	29:01.424	134.7
Not classified: (Requirements: 75% of number laps of leader = 11 Laps)										
	21	Marc Guillot	FRA	MILAN COMPETITION	Inter C		1	04.65	2:30.570	111.2
	69	Laurent Hurgon	FRA	AUTOSPORT GP-PATRICK ROGER	Inter C		1	04.65	3:27.558	80.7
	7	Franc Rouxel	FRA	RACING TECHNOLOGY	Inter D	Gentleman				





Circuito de Barcelona
Alpine ELF Europa Cup
Race - 1
Lap Analysis



4

Mathieu Blaise

Alpine 9

Philippe Bourgois

Alpine

RACING TECHNOLOGY

MILAN COMPETITION

Lap D	Time	Sector 1	Sector 2	Sector 3	T. Spd	Elapsed	Lap D	Time	Sector 1	Sector 2	Sector 3	T. Spd	Elapsed
1	2:06.679	41.004	46.395	39.280		2:06.679	1	2:05.791	39.925	46.853	39.013		2:05.791
2	2:01.790	35.459	46.594	39.737		4:08.469	2	2:01.197	35.545	46.549	39.103		4:06.988
3	2:00.148	34.594	46.516	39.038		6:08.617	3	2:01.172	34.681	46.898	39.593		6:08.160
4	2:00.204	34.362	46.532	39.310		8:08.821	4	2:00.294	34.661	46.273	39.360		8:08.454
5	2:00.218	34.494	46.844	38.880		10:09.039	5	2:00.123	34.608	46.445	39.070		10:08.577
6	2:00.132	35.307	46.090	38.735		12:09.171	6	2:00.329	34.562	46.603	39.164		12:08.906
7	2:00.853	34.664	47.208	38.981		14:10.024	7	2:01.919	35.297	47.356	39.266		14:10.825
8	2:01.082	34.700	46.262	40.120		16:11.106	8	2:00.425	34.638	46.190	39.597		16:11.250
9	2:00.808	35.381	46.469	38.958		18:11.914	9	2:01.641	35.522	46.930	39.189		18:12.891
10	2:01.511	35.527	46.682	39.302		20:13.425	10	2:01.508	35.367	46.491	39.650		20:14.399
11	2:00.201	34.780	46.468	38.953		22:13.626	11	2:00.205	34.702	46.359	39.144		22:14.604
12	2:00.697	34.805	46.716	39.176		24:14.323	12	2:01.543	34.770	47.698	39.075		24:16.147
13	2:01.153	34.992	46.653	39.508		26:15.476	13	2:00.931	34.834	46.675	39.422		26:17.078
14	2:01.268	35.269	46.687	39.312		28:16.744	14	2:00.360	34.857	46.305	39.198		28:17.438

5

Stéphane Proux

Alpine 11

Vincent Beltoise

Alpine

RACING TECHNOLOGY

RACING TECHNOLOGY

Lap D	Time	Sector 1	Sector 2	Sector 3	T. Spd	Elapsed	Lap D	Time	Sector 1	Sector 2	Sector 3	T. Spd	Elapsed
1	2:12.373	43.514	48.351	40.508		2:12.373	1	2:05.978	40.232	46.859	38.887		2:05.978
2	2:03.197	35.695	47.418	40.084		4:15.570	2	1:59.174	34.773	45.856	38.545		4:05.152
3	2:03.199	35.091	47.697	40.411		6:18.769	3	1:58.689	34.211	45.885	38.593		6:03.841
4	2:03.119	35.399	47.520	40.200		8:21.888	4	1:59.075	34.428	45.839	38.808		8:02.916
5	2:02.615	35.177	47.361	40.077		10:24.503	5	1:59.235	34.685	46.126	38.424		10:02.151
6	2:02.703	35.340	47.486	39.877		12:27.206	6	1:58.398	34.372	45.688	38.338		12:00.549
7	2:01.698	35.110	47.018	39.570		14:28.904	7	1:59.794	34.639	46.259	38.896		14:00.343
8	2:02.923	36.102	47.003	39.818		16:31.827	8	2:00.166	34.496	45.912	39.758		16:00.509
9	2:02.273	35.343	47.156	39.774		18:34.100	9	2:01.012	36.011	46.001	39.000		18:01.521
10	2:02.553	35.139	47.460	39.954		20:36.653	10	2:00.319	34.678	46.157	39.484		20:01.840
11	2:02.240	35.007	47.427	39.806		22:38.893	11	2:00.291	34.938	46.192	39.161		22:02.131
12	2:03.841	35.864	47.537	40.440		24:42.734	12	1:59.032	34.526	45.796	38.710		24:01.163
13	2:04.262	35.853	47.633	40.776		26:46.996	13	1:59.366	34.334	46.221	38.811		26:00.529
14	2:03.650	35.527	47.749	40.374		28:50.646	14	1:59.343	34.379	46.202	38.762		27:59.872

7

Franc Rouxel

Alpine 15

Gael Castelli

Alpine

RACING TECHNOLOGY

CMR

Lap D	Time	Sector 1	Sector 2	Sector 3	T. Spd	Elapsed	Lap D	Time	Sector 1	Sector 2	Sector 3	T. Spd	Elapsed
1		43.217	49.073				1	2:03.308	38.689	45.986	38.633		2:03.308

8

Nicolas Milan

Alpine

MILAN COMPETITION

Lap D	Time	Sector 1	Sector 2	Sector 3	T. Spd	Elapsed	Lap D	Time	Sector 1	Sector 2	Sector 3	T. Spd	Elapsed
1	2:04.284	39.244	46.340	38.700		2:04.284	2	1:58.223	34.289	45.477	38.457		4:01.531
2	1:59.636	34.528	45.782	39.326		4:03.920	3	1:58.329	34.426	45.492	38.411		5:59.860
3	1:59.580	34.909	46.011	38.660		6:03.500	4	1:58.548	34.427	45.664	38.457		7:58.408
4	1:59.176	34.486	45.739	38.951		8:02.676	5	1:58.445	34.384	45.635	38.426		9:56.853
5	2:00.432	35.052	46.682	38.698		10:03.108	6	1:58.751	34.445	45.757	38.549		11:55.604
6	1:58.712	34.354	45.654	38.704		12:01.820	7	1:58.660	34.483	45.708	38.469		13:54.264
7	1:59.078	34.672	45.675	38.731		14:00.898	8	1:58.199	34.274	45.586	38.339		15:52.463
8	1:59.753	34.763	45.672	39.318		16:00.651	9	1:58.306	34.238	45.547	38.521		17:50.769
9	2:00.226	35.121	46.102	39.003		18:00.877	10	1:58.423	34.305	45.611	38.507		19:49.192
10	2:01.245	34.959	45.927	40.359		20:02.122	11	1:58.627	34.409	45.573	38.645		21:47.819
11	2:00.308	34.860	46.400	39.048		22:02.430	12	1:58.494	34.382	45.583	38.529		23:46.313
12	1:59.357	34.679	45.966	38.712		24:01.787	13	1:58.728	34.495	45.618	38.615		25:45.041
13	1:59.528	34.805	45.920	38.803		26:01.315	14	1:59.288	34.509	45.858	38.921		27:44.329
14	2:00.014	34.678	46.044	39.292		28:01.329							





Circuito de Barcelona
Alpine ELF Europa Cup
Race - 1
Lap Analysis



17

Jean-Baptiste Mela

Alpine

38

Yves Lemaitre

Alpine

AUTOSPORT GP

AUTOSPORT GP

Lap D	Time	Sector 1	Sector 2	Sector 3	T. Spd	Elapsed	Lap D	Time	Sector 1	Sector 2	Sector 3	T. Spd	Elapsed
1	2:06.870	41.889	46.232	38.749		2:06.870	1	2:11.316	42.657	48.016	40.643		2:11.316
2	2:00.682	34.899	46.456	39.327		4:07.552	2	2:02.494	35.857	46.775	39.862		4:13.810
3	1:59.246	34.385	46.167	38.694		6:06.798	3	2:01.829	35.425	47.047	39.357		6:15.639
4	1:58.851	34.498	45.958	38.395		8:05.649	4	2:01.501	35.459	46.742	39.300		8:17.140
5	1:58.788	34.381	45.824	38.583		10:04.437	5	2:03.051	35.128	46.894	41.029		10:20.191
6	1:58.453	34.314	45.563	38.576		12:02.890	6	2:03.283	36.009	47.165	40.109		12:23.474
7	1:58.400	34.407	45.567	38.426		14:01.290	7	2:03.027	36.011	47.057	39.959		14:26.501
8	1:59.640	35.058	45.964	38.618		16:00.930	8	2:01.170	34.974	46.480	39.716		16:27.671
9	2:00.227	35.027	46.138	39.062		18:01.157	9	2:01.507	35.061	46.892	39.554		18:29.178
10	2:00.155	34.898	45.894	39.363		20:01.312	10	2:02.069	35.406	46.856	39.807		20:31.247
11	1:59.359	35.058	45.686	38.615		22:00.671	11	2:02.887	35.300	46.896	40.691		22:34.134
12	1:59.263	34.580	45.829	38.854		23:59.934	12	2:01.799	35.189	46.416	40.194		24:35.933
13	1:58.882	34.611	45.745	38.526		25:58.816	13	2:03.732	35.433	47.706	40.593		26:39.665
14	1:59.056	34.581	45.807	38.668		27:57.872	14	2:02.557	35.427	46.577	40.553		28:42.222

18

Pierre Macchi

Alpine

69

Laurent Hurgon

Alpine

AUTOSPORT GP

AUTOSPORT GP-PATRICK ROGER

Lap D	Time	Sector 1	Sector 2	Sector 3	T. Spd	Elapsed	Lap D	Time	Sector 1	Sector 2	Sector 3	T. Spd	Elapsed
1	2:09.859	41.627	48.468	39.764		2:09.859	1	3:27.558 P	1:23.018	57.230	1:07.310		3:27.558
2	2:01.523	35.149	46.811	39.563		4:11.382							
3	2:02.475	34.901	47.463	40.111		6:13.857							
4	2:01.681	35.212	46.911	39.558		8:15.538							

21

Marc Guilloit

Alpine

77

Rodolphe Wallgren

Alpine

MILAN COMPETITION

MILAN COMPETITION

Lap D	Time	Sector 1	Sector 2	Sector 3	T. Spd	Elapsed	Lap D	Time	Sector 1	Sector 2	Sector 3	T. Spd	Elapsed
1	2:03.737	38.996	46.022	38.719		2:03.737	1	2:03.737	38.996	46.022	38.719		2:03.737
2	1:58.972	34.428	45.805	38.739		4:02.709	2	1:58.972	34.428	45.805	38.739		4:02.709
3	1:59.572	34.388	46.087	39.097		6:02.281	3	1:59.572	34.388	46.087	39.097		6:02.281
4	1:58.914	34.421	45.817	38.676		8:01.195	4	1:58.914	34.421	45.817	38.676		8:01.195
5	1:59.222	34.448	45.876	38.898		10:00.417	5	1:59.222	34.448	45.876	38.898		10:00.417
6	1:59.433	34.433	45.783	39.217		11:59.850	6	1:59.433	34.433	45.783	39.217		11:59.850
7	2:00.184	35.135	46.021	39.028		14:00.034	7	2:00.184	35.135	46.021	39.028		14:00.034
8	2:00.246	34.515	45.868	39.863		16:00.280	8	2:00.246	34.515	45.868	39.863		16:00.280
9	2:00.082	35.096	45.794	39.192		18:00.362	9	2:00.082	35.096	45.794	39.192		18:00.362
10	2:01.234	34.593	46.395	40.246		20:01.596	10	2:01.234	34.593	46.395	40.246		20:01.596
11	1:59.919	34.978	45.930	39.011		22:01.515	11	1:59.919	34.978	45.930	39.011		22:01.515
12	1:59.196	34.472	45.827	38.897		24:00.711	12	1:59.196	34.472	45.827	38.897		24:00.711
13	1:59.212	34.327	45.966	38.919		25:59.923	13	1:59.212	34.327	45.966	38.919		25:59.923
14	1:59.237	34.489	45.866	38.882		27:59.160	14	1:59.237	34.489	45.866	38.882		27:59.160

29

Mateo Herrero

Alpine

110

Jaime Hernandez

Alpine

MILAN COMPETITION

RACING TECHNOLOGY

Lap D	Time	Sector 1	Sector 2	Sector 3	T. Spd	Elapsed	Lap D	Time	Sector 1	Sector 2	Sector 3	T. Spd	Elapsed
1	2:04.785	39.597	46.261	38.927		2:04.785	1	2:10.728	41.898	48.483	40.347		2:10.728
2	1:59.306	34.361	45.655	39.290		4:04.091	2	2:02.031	35.170	47.233	39.628		4:12.759
3	1:58.677	34.534	45.522	38.621		6:02.768	3	2:02.117	35.069	47.204	39.844		6:14.876
4	1:59.176	34.264	45.844	39.068		8:01.944	4	2:01.742	35.057	46.992	39.693		8:16.618
5	1:59.053	34.410	45.745	38.898		10:00.997	5	2:03.723	35.134	47.089	41.500		10:20.341
6	1:59.077	34.404	45.793	38.880		12:00.074	6	2:03.234	35.474	47.215	40.545		12:23.575
7	1:59.108	34.699	45.786	38.623		13:59.182	7	2:01.990	35.547	46.711	39.732		14:25.565
8	1:59.014	34.440	45.806	38.768		15:58.196	8	2:01.238	35.163	46.391	39.684		16:26.803
9	1:59.025	34.502	45.768	38.755		17:57.221	9	2:01.687	35.221	46.760	39.706		18:28.490
10	1:59.348	34.540	46.037	38.771		19:56.569	10	2:01.914	35.428	46.635	39.851		20:30.404
11	1:59.246	34.593	45.741	38.912		21:55.815	11	2:02.654	35.486	47.048	40.120		22:33.058
12	1:59.316	34.614	45.755	38.947		23:55.131	12	2:02.366	35.313	46.955	40.098		24:35.424
13	1:59.401	34.676	45.845	38.880		25:54.532	13	2:03.300	35.645	47.711	39.944		26:38.724
14	1:59.729	34.648	45.978	39.103		27:54.261	14	2:02.749	35.303	47.216	40.230		28:41.473



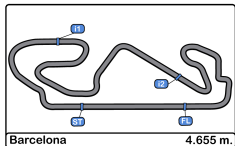


Circuito de Barcelona
Alpine ELF Europa Cup
Race - 1
Analysis by Lap



Num	Lap Time	Gap	Num	Lap Time	Gap	Num	Lap Time	Gap	Num	Lap Time	Gap	Num	Lap Time	Gap
Lap 1			110	2:02.117	15.016	4	2:00.132	13.567	11	2:01.012	10.752	77	1:59.196	14.398
15	2:03.308		38	2:01.829	15.779	18	2:02.473	24.529	4	2:00.808	21.145	11	1:59.032	14.850
77	2:03.737	00.429	5	2:03.199	18.909	38	2:03.283	27.870	9	2:01.641	22.122	8	1:59.357	15.474
8	2:04.284	00.976	Num Lap Time Gap			110	2:03.234	27.971	18	2:02.239	36.507	4	2:00.697	28.010
29	2:04.785	01.477	Lap 4			5	2:02.703	31.602	110	2:01.687	37.721	9	2:01.543	29.834
9	2:05.791	02.483	15	1:58.548		Num Lap Time Gap			38	2:01.507	38.409	110	2:02.366	49.111
11	2:05.978	02.670	77	1:58.914	02.787	Lap 7			5	2:02.273	43.331	38	2:01.799	49.620
4	2:06.679	03.371	29	1:59.176	03.536	15	1:58.660		Num Lap Time Gap			5	2:03.841	56.421
17	2:06.870	03.562	8	1:59.176	04.268	29	1:59.108	04.918	Lap 10			18	2:19.291	1:07.904
18	2:09.859	06.551	11	1:59.075	04.508	77	2:00.184	05.770	15	1:58.423		Num Lap Time Gap		
110	2:10.728	07.420	17	1:58.851	07.241	11	1:59.794	06.079	29	1:59.348	07.377	Lap 13		
38	2:11.316	08.008	9	2:00.294	10.046	8	1:59.078	06.634	17	2:00.155	12.120	15	1:58.728	
5	2:12.373	09.065	4	2:00.204	10.413	17	1:58.400	07.026	77	2:01.234	12.404	29	1:59.401	09.491
21	2:30.570	27.262	18	2:01.681	17.130	4	2:00.853	15.760	11	2:00.319	12.648	17	1:58.882	13.775
69	3:27.558	1:24.250	110	2:01.742	18.210	9	2:01.919	16.561	8	2:01.245	12.930	77	1:59.212	14.882
Num Lap Time Gap			38	2:01.501	18.732	18	2:02.568	28.437	4	2:01.511	24.233	11	1:59.366	15.488
Lap 2			5	2:03.119	23.480	110	2:01.990	31.301	9	2:01.508	25.207	8	1:59.528	16.274
15	1:58.223		Num Lap Time Gap			38	2:03.027	32.237	18	2:02.601	40.685	4	2:01.153	30.435
77	1:58.972	01.178	Lap 5			5	2:01.698	34.640	110	2:01.914	41.212	9	2:00.931	32.037
8	1:59.636	02.389	15	1:58.445		Num Lap Time Gap			38	2:02.069	42.055	110	2:03.300	53.683
29	1:59.306	02.560	77	1:59.222	03.564	Lap 8			5	2:02.553	47.461	38	2:03.732	54.624
11	1:59.174	03.621	29	1:59.053	04.144	15	1:58.199		Num Lap Time Gap			5	2:04.262	1:01.955
9	2:01.197	05.457	11	1:59.235	05.298	29	1:59.014	05.733	Lap 11			18	2:03.065	1:12.241
17	2:00.682	06.021	8	2:00.432	06.255	77	2:00.246	07.817	15	1:58.627		Num Lap Time Gap		
4	2:01.790	06.938	17	1:58.788	07.584	11	2:00.166	08.046	29	1:59.246	07.996	Lap 14		
18	2:01.523	09.851	9	2:00.123	11.724	8	1:59.753	08.188	17	1:59.359	12.852	15	1:59.288	
110	2:02.031	11.228	4	2:00.218	12.186	17	1:59.640	08.467	77	1:59.919	13.696	29	1:59.729	09.932
38	2:02.494	12.279	18	2:02.122	20.807	4	2:01.082	18.643	11	2:00.291	14.312	17	1:59.056	13.543
5	2:03.197	14.039	38	2:03.051	23.338	9	2:00.425	18.787	8	2:00.308	14.611	77	1:59.237	14.831
Num Lap Time Gap			110	2:03.723	23.488	18	2:02.336	32.574	4	2:00.201	25.807	11	1:59.343	15.543
Lap 3			5	2:02.615	27.650	110	2:01.238	34.340	9	2:00.205	26.785	8	2:00.014	17.000
15	1:58.329		Num Lap Time Gap			38	2:01.170	35.208	110	2:02.654	45.239	4	2:01.268	32.415
77	1:59.572	02.421	Lap 6			5	2:02.923	39.364	38	2:02.887	46.315	9	2:00.360	33.109
29	1:58.677	02.908	15	1:58.751		Num Lap Time Gap			18	2:05.049	47.107	110	2:02.749	57.144
8	1:59.580	03.640	77	1:59.433	04.246	Lap 9			5	2:02.240	51.074	38	2:02.557	57.893
11	1:58.689	03.981	29	1:59.077	04.470	15	1:58.306		Num Lap Time Gap			5	2:03.650	1:06.317
17	1:59.246	06.938	11	1:58.398	04.945	29	1:59.025	06.452	Lap 12			18	2:04.142	1:17.095
9	2:01.172	08.300	8	1:58.712	06.216	77	2:00.082	09.593	15	1:58.494				
4	2:00.148	08.757	17	1:58.453	07.286	8	2:00.226	10.108	29	1:59.316	08.818			
18	2:02.475	13.997	9	2:00.329	13.302	17	2:00.227	10.388	17	1:59.263	13.621			





Circuito de Barcelona
Alpine ELF Europa Cup
Race - 1
Best Sectors Results



Sector - 1				Sector - 2				Sector - 3				Ideal Lap vs Best Lap			
Clas	Nº	Driver	Time	Nº	Driver	Time	Nº	Driver	Time	Clas	Nº	Driver	Ideal Lap	Best Lap	Clas
1	11	Vincent Beltoise	34.211	15	Gael Castelli	45.477	11	Vincent Beltoise	38.338	1	15	Gael Castelli	1:58.054	1:58.199	1
2	15	Gael Castelli	34.238	29	Mateo Herrero	45.522	15	Gael Castelli	38.339	2	11	Vincent Beltoise	1:58.237	1:58.398	2
3	29	Mateo Herrero	34.264	17	Jean-Baptiste Mela	45.563	17	Jean-Baptiste Mela	38.395	3	17	Jean-Baptiste Mela	1:58.272	1:58.400	3
4	17	Jean-Baptiste Mela	34.314	8	Nicolas Milan	45.654	29	Mateo Herrero	38.621	4	29	Mateo Herrero	1:58.407	1:58.677	4
5	77	Rodolphe Wallgren	34.327	11	Vincent Beltoise	45.688	8	Nicolas Milan	38.660	5	8	Nicolas Milan	1:58.668	1:58.712	5
6	8	Nicolas Milan	34.354	77	Rodolphe Wallgren	45.783	77	Rodolphe Wallgren	38.676	6	77	Rodolphe Wallgren	1:58.786	1:58.914	6
7	4	Mathieu Blaise	34.362	4	Mathieu Blaise	46.090	4	Mathieu Blaise	38.735	7	4	Mathieu Blaise	1:59.187	2:00.132	8
8	9	Philippe Bourgois	34.562	9	Philippe Bourgois	46.190	9	Philippe Bourgois	39.013	8	9	Philippe Bourgois	1:59.765	2:00.123	7
9	18	Pierre Macchi	34.901	110	Jaime Hernandez	46.391	38	Yves Lemaître	39.300	9	38	Yves Lemaître	2:00.690	2:01.170	9
10	38	Yves Lemaître	34.974	38	Yves Lemaître	46.416	18	Pierre Macchi	39.558	10	110	Jaime Hernandez	2:01.076	2:01.238	10
11	5	Stéphane Proux	35.007	18	Pierre Macchi	46.670	5	Stéphane Proux	39.570	11	18	Pierre Macchi	2:01.129	2:01.523	11
12	11	Jaime Hernandez	35.057	5	Stéphane Proux	47.003	110	Jaime Hernandez	39.628	12	5	Stéphane Proux	2:01.580	2:01.698	12
13	21	Marc Guillot	39.261	7	Franc Rouxel	49.073	21	Marc Guillot	52.132	13	21	Marc Guillot	2:30.570	2:30.570	13
14	7	Franc Rouxel	43.217	69	Laurent Hurgon	57.230	69	Laurent Hurgon	1:07.310	14	69	Laurent Hurgon	3:27.558	3:27.558	14
15	69	Laurent Hurgon	1:23.018	21	Marc Guillot	59.177	7	Franc Rouxel	Transpo	15	7	Franc Rouxel	Transpo	Transpo	15



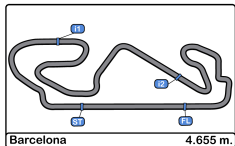


Circuito de Barcelona
Alpine ELF Europa Cup
Race - 1
Leader Sequence



<u>Nº</u>	<u>Driver</u>	<u>Nat</u>	<u>Team</u>	<u>Level</u>	<u>Category</u>	<u>Start Lap</u>	<u>End Lap</u>	<u>Laps</u>	<u>Total Laps</u>
15	Gael Castelli	FRA	CMR	Inter C		1	14	14	14



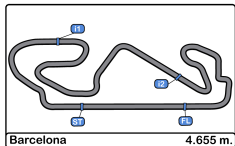


Circuito de Barcelona
Alpine ELF Europa Cup
Race - 1
Best 5 Lap Times



Cls	N°	Driver	Nat	Team	Level	Category	Best 1		Best 2		Best 3		Best 4		Best 5	
							Time	Lap	Time	Lap	Time	Lap	Time	Lap	Time	Lap
1	15	Gael Castelli	FRA	CMR	Inter C		1:58.199	8	1:58.223	2	1:58.306	9	1:58.329	3	1:58.423	10
2	11	Vincent Beltoise	FRA	RACING TECHNOLOGY	Inter C		1:58.398	6	1:58.689	3	1:59.032	12	1:59.075	4	1:59.174	2
3	17	Jean-Baptiste Mela	FRA	AUTOSPORT GP	Inter C	Junior	1:58.400	7	1:58.453	6	1:58.788	5	1:58.851	4	1:58.882	13
4	29	Mateo Herrero	FRA	MILAN COMPETITION	Inter C	Junior	1:58.677	3	1:59.014	8	1:59.025	9	1:59.053	5	1:59.077	6
5	8	Nicolas Milan	FRA	MILAN COMPETITION	Inter C		1:58.712	6	1:59.078	7	1:59.176	4	1:59.357	12	1:59.528	13
6	77	Rodolphe Wallgren	FRA	MILAN COMPETITION	Inter C	Gentleman	1:58.914	4	1:58.972	2	1:59.196	12	1:59.212	13	1:59.222	5
7	9	Philippe Bourgois	BEL	MILAN COMPETITION	Inter B	Gentleman	2:00.123	5	2:00.205	11	2:00.294	4	2:00.329	6	2:00.360	14
8	4	Mathieu Blaise	FRA	RACING TECHNOLOGY	Inter D	Gentleman	2:00.132	6	2:00.148	3	2:00.201	11	2:00.204	4	2:00.218	5
9	38	Yves Lemaître	FRA	AUTOSPORT GP	Inter D	Gentleman	2:01.170	8	2:01.501	4	2:01.507	9	2:01.799	12	2:01.829	3
10	110	Jaime Hernandez	ESP	RACING TECHNOLOGY	Inter C	Gentleman	2:01.238	8	2:01.687	9	2:01.742	4	2:01.914	10	2:01.990	7
11	18	Pierre Macchi	FRA	AUTOSPORT GP	Inter D	Gentleman	2:01.523	2	2:01.681	4	2:02.122	5	2:02.239	9	2:02.336	8
12	5	Stéphane Proux	FRA	RACING TECHNOLOGY	Inter D	Gentleman	2:01.698	7	2:02.240	11	2:02.273	9	2:02.553	10	2:02.615	5
13	21	Marc Guillot	FRA	MILAN COMPETITION	Inter C		2:30.570	1								
14	69	Laurent Hurgon	FRA	AUTOSPORT GP-PATRICK BOGERS	Inter C		3:27.558	1								
15	7	Franc Rouxel	FRA	RACING TECHNOLOGY	Inter D	Gentleman										



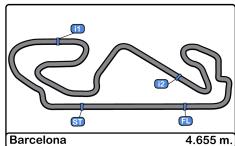


Circuito de Barcelona
Alpine ELF Europa Cup
Race - 1
Fastest Laps Sequence



Lap	Time of Day	Session Time	Nº	Driver	Nat	Team	Level	Category	Time	Km/h
2	18:22:17.417	4:01.417	15	Gael Castelli	FRA	CMR	Inter C		1:58.223	141.7
8	18:34:08.349	15:52.349	15	Gael Castelli	FRA	CMR	Inter C		1:58.199	141.7





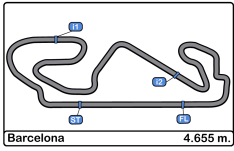
Circuito de Barcelona
Alpine ELF Europa Cup
Race - 1
Lap Chart



LAP

Nr	Pos	Grid	1	2	3	4	5	6	7	8	9	10	11	12	13	14
69	1	69	15	15	15	15	15	15	15	15	15	15	15	15	15	15
15	2	15	77	77	77	77	77	77	29	29	29	29	29	29	29	29
8	3	8	8	8	29	29	29	29	77	77	17	17	17	17	17	17
21	4	21	29	29	8	8	11	11	11	11	8	77	77	77	77	77
29	5	29	9	11	11	11	8	8	8	8	17	11	11	11	11	11
77	6	77	11	9	17	17	17	17	17	17	11	8	8	8	8	8
11	7	11	4	17	9	9	9	9	4	4	4	4	4	4	4	4
9	8	9	17	4	4	4	4	4	9	9	9	9	9	9	9	9
4	9	4	18	18	18	18	18	18	18	18	18	18	110	110	110	110
110	10	110	110	110	110	110	38	38	110	110	110	110	38	38	38	38
38	11	38	38	38	38	38	110	110	38	38	38	38	18	5	5	5
18	12	18	5	5	5	5	5	5	5	5	5	5	5	18	18	18
5	13	5	21													
7	14	7	69													
17	15	17														

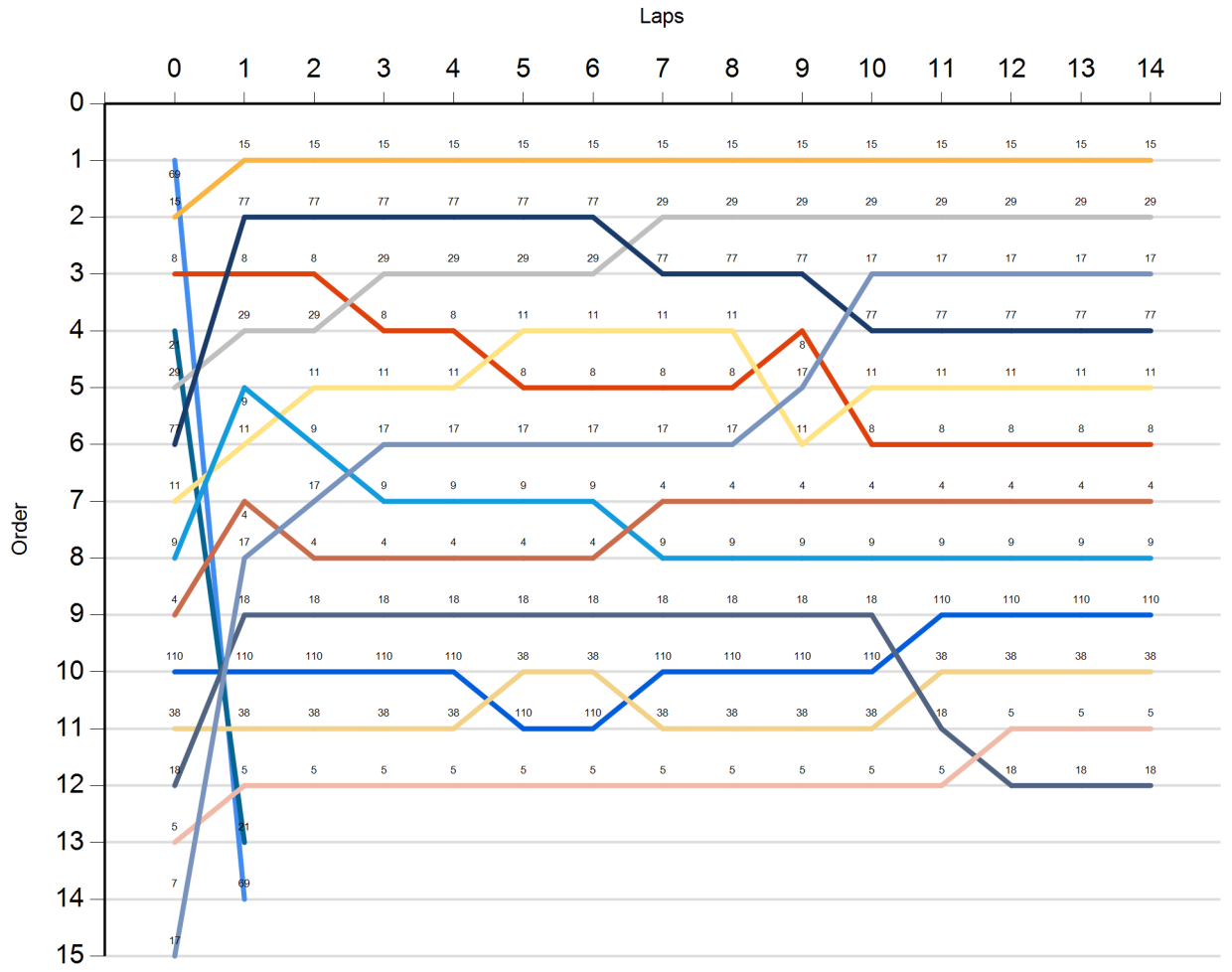


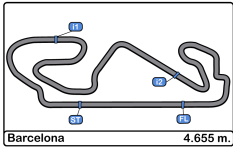


Circuit de Barcelona
Alpine ELF Europa Cup
Race - 1
Graphic Lap Chart



- 69
- 15
- 8
- 21
- 29
- 77
- 11
- 9
- 4
- 110
- 38
- 18
- 5
- 7
- 17



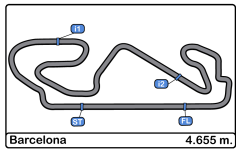


Circuito de Barcelona
Alpine ELF Europa Cup
Race - 1
Pit Stop Analysis

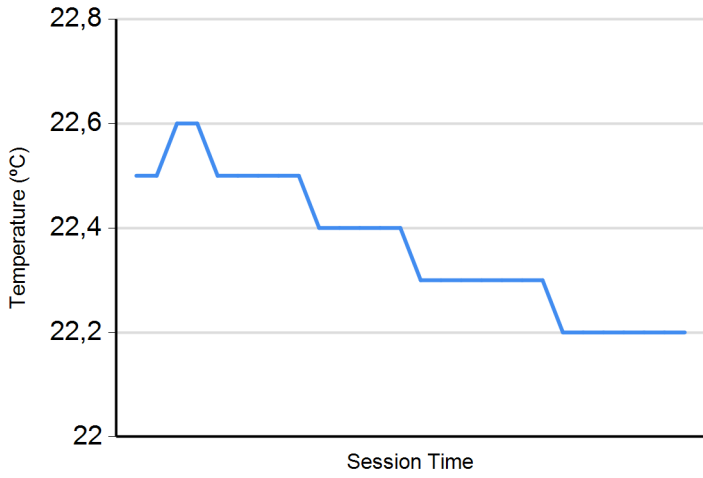


Nº	In Day Time	Driver	Nat	Team	Nat	Vehicle	In Time	Stop Nº	Pit Time	Handicap	Penalty
----	-------------	--------	-----	------	-----	---------	---------	---------	----------	----------	---------

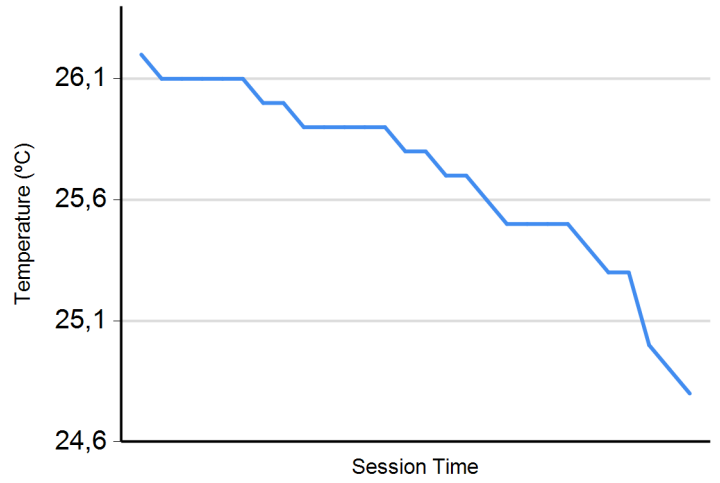




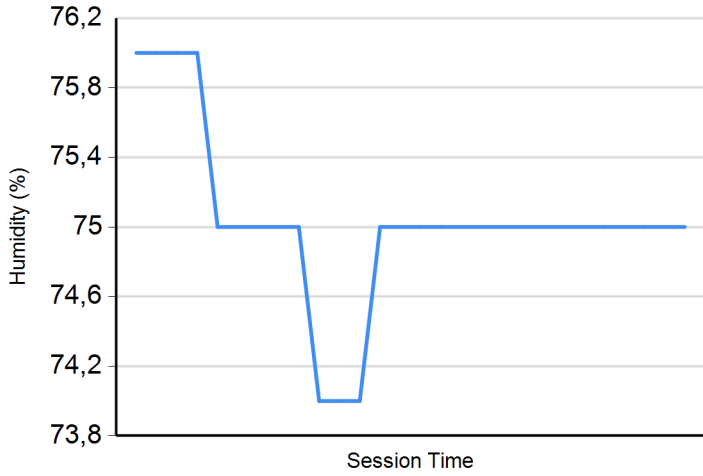
Air Temperature



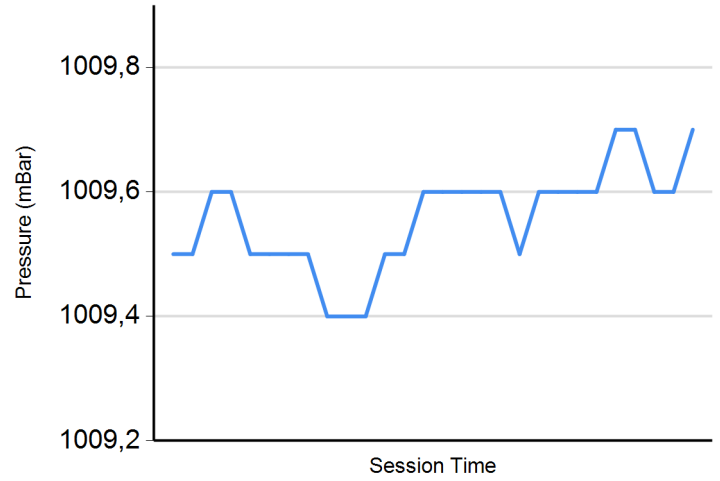
Track Temperature



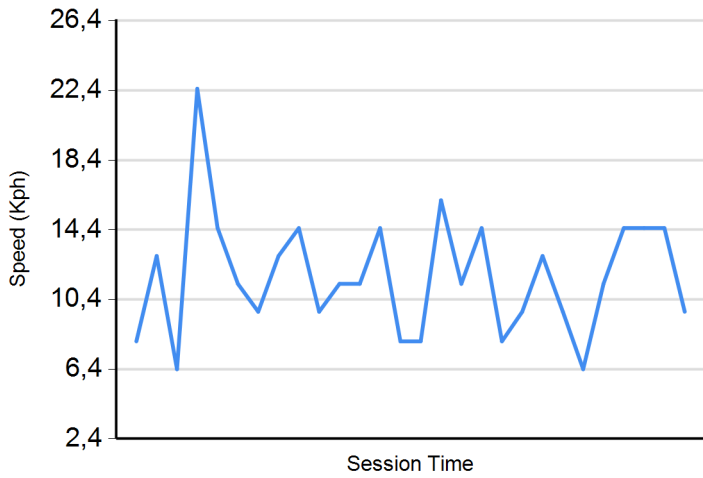
Humidity



Pressure



Wind Speed



Wind direction

North = 0°/360° Est = 90° South = 180° West = 270°

