



Spa Francorchamps
Alpine ELF Europa Cup
Race - 1



Provisional Results

Cls	N°	Driver	Nat	Team	Level	Category	Laps	Total Time	Gap	Interval	Km/h	Best	Time	Km/h
1	15	Gael Castelli	FRA	CMR	Inter C		11	28:29.288			162.2	5	2:34.210	163.5
2	21	Marc Guillot	FRA	MILAN COMPETITION	Inter C		11	28:31.597	2.309	2.309	162.0	4	2:33.966	163.7
3	17	Jean-Baptiste Mela	FRA	AUTOSPORT GP	Inter C	Junior	11	28:37.857	8.569	6.260	161.4	4	2:34.646	163.0
4	64	Mike Parisy	FRA	CMR	Inter C		11	28:38.256	8.968	0.399	161.4	3	2:34.642	163.0
5	69	Laurent Hurgon	FRA	AUTOSPORT GP-PATRICK ROGER	Inter C		11	28:38.408	9.120	0.152	161.4	4	2:34.595	163.0
6	29	Mateo Herrero	FRA	MILAN COMPETITION	Inter C	Junior	11	28:39.811	10.523	1.403	161.2	2	2:34.622	163.0
7	74	Julien Neveu	FRA	AUTOSPORT GP	Inter C		11	28:47.026	17.738	7.215	160.5	4	2:34.604	163.0
8	33	Alexandre Gadois	FRA	AUTOSPORT GP	Inter C	Junior	11	28:48.750	19.462	1.724	160.4	4	2:34.724	162.9
9	6	Antoine Miquel	FRA	MILAN COMPETITION	Inter C	Junior	11	28:52.901	23.613	4.151	160.0	3	2:35.156	162.5
10	8	Nicolas Milan	FRA	MILAN COMPETITION	Inter C		11	28:58.231	28.943	5.330	159.5	4	2:34.744	162.9
11	11	Vincent Beltoise	FRA	RACING TECHNOLOGY	Inter C		11	29:01.640	32.352	3.409	159.2	2	2:34.453	163.2
12	4	Mathieu Blaise	FRA	RACING TECHNOLOGY	Inter D	Gentleman	11	29:22.714	53.426	21.074	157.3	7	2:37.954	159.6
13	110	Arnaud Tsamere	FRA	RACING TECHNOLOGY	Inter D	Gentleman	11	29:28.961	59.673	6.247	156.7	7	2:38.068	159.5
14	14	Marc Sevestre	FRA	AUTOSPORT GP	Inter C	Gentleman	11	29:46.535	1:17.247	17.574	155.2	7	2:37.954	159.6
15	9	Philippe Bourgois	FRA	MILAN COMPETITION	Inter B	Gentleman	11	29:47.468	1:18.180	0.933	155.1	7	2:37.522	160.0
16	7	Franc Rouxel	FRA	RACING TECHNOLOGY	Inter D	Gentleman	11	30:14.201	1:44.913	26.733	152.8	6	2:41.500	156.1
17	38	Luc Ceret	FRA	AUTOSPORT GP	Inter D	Gentleman	11	30:14.627	1:45.339	0.426	152.8	11	2:41.759	155.8
18	18	Pierre Macchi	FRA	AUTOSPORT GP	Inter D	Gentleman	11	30:58.658	2:29.370	44.031	149.2	3	2:43.793	153.9
19	5	Stéphane Proux	FRA	RACING TECHNOLOGY	Inter D	Gentleman	11	31:11.721	2:42.433	13.063	148.1	3	2:45.325	152.5
Not classified: (Requirements: 75% of number laps of leader = 9 Laps)														
	2	Yann Zimmer	SUI	CMR	Inter C		2	5:37.738	9 Laps	9 Laps	149.3	1	2:43.694	154.0

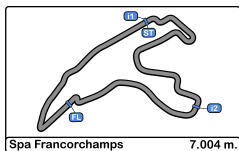
Fastest lap Marc Guillot in 2:33.966 at 163.8 Km/h in lap 4

Published at:.....

Track Temp: **24.9 °C** Air Temp: **14.7 °C** Humidity: **55 %** Track Status: **DRY**

Stewards:	Race Director:	Timekeeper:
------------------	-----------------------	------------------------





Spa Francorchamps
Alpine ELF Europa Cup
Race - 1



Provisional Results by Class

Cl	N°	Driver	Nat	Team	Level	Category	Laps	Total Time	Gap	Interval	Km/h	Best	Time	Km/h
Inter B														
1	9	Philippe Bourgois	FRA	MILAN COMPETITION	Inter B	Gentleman	11	29:47.468			155.1	7	2:37.522	160.0
Inter C														
1	15	Gael Castelli	FRA	CMR	Inter C		11	28:29.288			162.2	5	2:34.210	163.5
2	21	Marc Guillot	FRA	MILAN COMPETITION	Inter C		11	28:31.597	2.309	2.309	162.0	4	2:33.966	163.7
3	17	Jean-Baptiste Mela	FRA	AUTOSPORT GP	Inter C	Junior	11	28:37.857	8.569	6.260	161.4	4	2:34.646	163.0
4	64	Mike Parisy	FRA	CMR	Inter C		11	28:38.256	8.968	0.399	161.4	3	2:34.642	163.0
5	69	Laurent Hurgon	FRA	AUTOSPORT GP-PATRICK ROGER	Inter C		11	28:38.408	9.120	0.152	161.4	4	2:34.595	163.0
6	29	Mateo Herrero	FRA	MILAN COMPETITION	Inter C	Junior	11	28:39.811	10.523	1.403	161.2	2	2:34.622	163.0
7	74	Julien Neveu	FRA	AUTOSPORT GP	Inter C		11	28:47.026	17.738	7.215	160.5	4	2:34.604	163.0
8	33	Alexandre Gadois	FRA	AUTOSPORT GP	Inter C	Junior	11	28:48.750	19.462	1.724	160.4	4	2:34.724	162.9
9	6	Antoine Miquel	FRA	MILAN COMPETITION	Inter C	Junior	11	28:52.901	23.613	4.151	160.0	3	2:35.156	162.5
10	8	Nicolas Milan	FRA	MILAN COMPETITION	Inter C		11	28:58.231	28.943	5.330	159.5	4	2:34.744	162.9
11	11	Vincent Beltoise	FRA	RACING TECHNOLOGY	Inter C		11	29:01.640	32.352	3.409	159.2	2	2:34.453	163.2
12	14	Marc Sevestre	FRA	AUTOSPORT GP	Inter C	Gentleman	11	29:46.535	1:17.247	44.895	155.2	7	2:37.954	159.6
Not classified: (Requirements: 75% of number laps of leader = 9 Laps)														
2	Yann Zimmer	SUI	CMR	Inter C			2	5:37.738	9 Laps	9 Laps	149.3	1	2:43.694	154.0
Inter D														
1	4	Mathieu Blaise	FRA	RACING TECHNOLOGY	Inter D	Gentleman	11	29:22.714			157.3	7	2:37.954	159.6
2	110	Arnaud Tsamere	FRA	RACING TECHNOLOGY	Inter D	Gentleman	11	29:28.961	59.673	6.247	156.7	7	2:38.068	159.5
3	7	Franc Rouxel	FRA	RACING TECHNOLOGY	Inter D	Gentleman	11	30:14.201	1:44.913	45.240	152.8	6	2:41.500	156.1
4	38	Luc Ceret	FRA	AUTOSPORT GP	Inter D	Gentleman	11	30:14.627	1:45.339	0.426	152.8	11	2:41.759	155.8
5	18	Pierre Macchi	FRA	AUTOSPORT GP	Inter D	Gentleman	11	30:58.658	2:29.370	44.031	149.2	3	2:43.793	153.9
6	5	Stéphane Proux	FRA	RACING TECHNOLOGY	Inter D	Gentleman	11	31:11.721	2:42.433	13.063	148.1	3	2:45.325	152.5

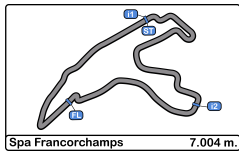
Fastest lap Marc Guillot in 2:33.966 at 163.8 Km/h in lap 4

Published at:.....

Track Temp: **24.9 °C** Air Temp: **14.7 °C** Humidity: **55 %** Track Status: **DRY**

Stewards:	Race Director:	Timekeeper:
------------------	-----------------------	------------------------





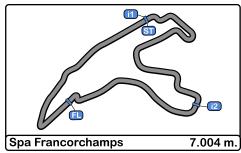
Spa Francorchamps
Alpine ELF Europa Cup
Race - 1



Provisional Classification by Driver Fastest Lap

Cls	N°	Driver	Nat	Team	Level	Category	Laps	Best	Time	Gap	Interval	Km/h
1	21	Marc Guillot	FRA	MILAN COMPETITION	Inter C		11	4	2:33.966			163.7
2	15	Gael Castelli	FRA	CMR	Inter C		11	5	2:34.210	0.244	0.244	163.5
3	11	Vincent Beltoise	FRA	RACING TECHNOLOGY	Inter C		11	2	2:34.453	0.487	0.243	163.2
4	69	Laurent Hurgon	FRA	AUTOSPORT GP-PATRICK ROGER	Inter C		11	4	2:34.595	0.629	0.142	163.0
5	74	Julien Neveu	FRA	AUTOSPORT GP	Inter C		11	4	2:34.604	0.638	0.009	163.0
6	29	Mateo Herrero	FRA	MILAN COMPETITION	Inter C	Junior	11	2	2:34.622	0.656	0.018	163.0
7	64	Mike Parisy	FRA	CMR	Inter C		11	3	2:34.642	0.676	0.020	163.0
8	17	Jean-Baptiste Mela	FRA	AUTOSPORT GP	Inter C	Junior	11	4	2:34.646	0.680	0.004	163.0
9	33	Alexandre Gadois	FRA	AUTOSPORT GP	Inter C	Junior	11	4	2:34.724	0.758	0.078	162.9
10	8	Nicolas Milan	FRA	MILAN COMPETITION	Inter C		11	4	2:34.744	0.778	0.020	162.9
11	6	Antoine Miquel	FRA	MILAN COMPETITION	Inter C	Junior	11	3	2:35.156	1.190	0.412	162.5
12	9	Philippe Bourgois	FRA	MILAN COMPETITION	Inter B	Gentleman	11	7	2:37.522	3.556	2.366	160.0
13	4	Mathieu Blaise	FRA	RACING TECHNOLOGY	Inter D	Gentleman	11	7	2:37.954	3.988	0.432	159.6
14	14	Marc Sevestre	FRA	AUTOSPORT GP	Inter C	Gentleman	11	7	2:37.954	3.988	0.000	159.6
15	110	Arnaud Tsamere	FRA	RACING TECHNOLOGY	Inter D	Gentleman	11	7	2:38.068	4.102	0.114	159.5
16	7	Franc Rouxel	FRA	RACING TECHNOLOGY	Inter D	Gentleman	11	6	2:41.500	7.534	3.432	156.1
17	38	Luc Ceret	FRA	AUTOSPORT GP	Inter D	Gentleman	11	11	2:41.759	7.793	0.259	155.8
18	2	Yann Zimmer	SUI	CMR	Inter C		2	1	2:43.694	9.728	1.935	154.0
19	18	Pierre Macchi	FRA	AUTOSPORT GP	Inter D	Gentleman	11	3	2:43.793	9.827	0.099	153.9
20	5	Stéphane Proux	FRA	RACING TECHNOLOGY	Inter D	Gentleman	11	3	2:45.325	11.359	1.532	152.5





Spa Francorchamps
Alpine ELF Europa Cup
Race - 1



Distance and Speed Average

Cls	N°	Driver	Nat	Team	Level	Category	Laps	Distance	Total Time	Km/h
1	15	Gael Castelli	FRA	CMR	Inter C		11	77.04	28:29.288	162.2
2	21	Marc Guillot	FRA	MILAN COMPETITION	Inter C		11	77.04	28:31.597	162.0
3	17	Jean-Baptiste Mela	FRA	AUTOSPORT GP	Inter C	Junior	11	77.04	28:37.857	161.4
4	64	Mike Parisy	FRA	CMR	Inter C		11	77.04	28:38.256	161.4
5	69	Laurent Hurgon	FRA	AUTOSPORT GP-PATRICK ROGER	Inter C		11	77.04	28:38.408	161.4
6	29	Mateo Herrero	FRA	MILAN COMPETITION	Inter C	Junior	11	77.04	28:39.811	161.2
7	74	Julien Neveu	FRA	AUTOSPORT GP	Inter C		11	77.04	28:47.026	160.5
8	33	Alexandre Gadois	FRA	AUTOSPORT GP	Inter C	Junior	11	77.04	28:48.750	160.4
9	6	Antoine Miquel	FRA	MILAN COMPETITION	Inter C	Junior	11	77.04	28:52.901	160.0
10	8	Nicolas Milan	FRA	MILAN COMPETITION	Inter C		11	77.04	28:58.231	159.5
11	11	Vincent Beltoise	FRA	RACING TECHNOLOGY	Inter C		11	77.04	29:01.640	159.2
12	4	Mathieu Blaise	FRA	RACING TECHNOLOGY	Inter D	Gentleman	11	77.04	29:22.714	157.3
13	110	Arnaud Tsamere	FRA	RACING TECHNOLOGY	Inter D	Gentleman	11	77.04	29:28.961	156.7
14	14	Marc Sevestre	FRA	AUTOSPORT GP	Inter C	Gentleman	11	77.04	29:46.535	155.2
15	9	Philippe Bourgois	FRA	MILAN COMPETITION	Inter B	Gentleman	11	77.04	29:47.468	155.1
16	7	Franc Rouxel	FRA	RACING TECHNOLOGY	Inter D	Gentleman	11	77.04	30:14.201	152.8
17	38	Luc Ceret	FRA	AUTOSPORT GP	Inter D	Gentleman	11	77.04	30:14.627	152.8
18	18	Pierre Macchi	FRA	AUTOSPORT GP	Inter D	Gentleman	11	77.04	30:58.658	149.2
19	5	Stéphane Proux	FRA	RACING TECHNOLOGY	Inter D	Gentleman	11	77.04	31:11.721	148.1
Not classified: (Requirements: 75% of number laps of leader = 9 Laps)										
	2	Yann Zimmer	SUI	CMR	Inter C		2	14.00	5:37.738	149.3





Spa Francorchamps
Alpine ELF Europa Cup
Race - 1
Lap Analysis



2 Yann Zimmer Alpine **7** Franc Rouxel Alpine
 CMR RACING TECHNOLOGY

Lap D	Time	Sector 1	Sector 2	Sector 3	T. Spd	Elapsed
1	2:43.694	51.433	1:11.747	40.514		2:43.694
2	2:54.044	44.618	1:22.128	47.298		5:37.738

3 Mathieu Blaise Alpine **4** Nicolas Milan Alpine
 RACING TECHNOLOGY MILAN COMPETITION

Lap D	Time	Sector 1	Sector 2	Sector 3	T. Spd	Elapsed
1	2:55.428	55.454	1:16.582	43.392		2:55.428
2	2:49.185	49.198	1:16.468	43.519		5:44.613
3	2:44.793	46.528	1:15.654	42.611		8:29.406
4	2:44.582	45.922	1:15.498	43.162		11:13.988
5	2:44.982	45.925	1:15.929	43.128		13:58.970
6	2:41.500	45.464	1:13.811	42.225		16:40.470
7	2:43.127	45.849	1:14.094	43.184		19:23.597
8	2:43.943	46.444	1:14.807	42.692		22:07.540
9	2:42.366	45.661	1:14.232	42.473		24:49.906
10	2:42.420	45.818	1:13.957	42.645		27:32.326
11	2:41.875	45.607	1:13.927	42.341		30:14.201

4 Stéphane Proux Alpine **5** Philippe Bourgois Alpine
 RACING TECHNOLOGY MILAN COMPETITION

Lap D	Time	Sector 1	Sector 2	Sector 3	T. Spd	Elapsed
1	2:45.737	52.022	1:12.338	41.377		2:45.737
2	2:39.208	45.877	1:12.225	41.106		5:24.945
3	2:39.925	45.803	1:11.593	42.529		8:04.870
4	2:38.677	45.553	1:11.473	41.651		10:43.547
5	2:38.061	45.627	1:11.224	41.210		13:21.608
6	2:39.373	45.469	1:12.463	41.441		16:00.981
7	2:37.954	45.141	1:11.606	41.207		18:38.935
8	2:38.215	44.747	1:11.964	41.504		21:17.150
9	2:41.346	46.342	1:12.614	42.390		23:58.496
10	2:42.553	46.383	1:13.714	42.456		26:41.049
11	2:41.665	46.067	1:12.864	42.734		29:22.714

6 Antoine Miquel Alpine **6** Vincent Beltoise Alpine
 MILAN COMPETITION RACING TECHNOLOGY

Lap D	Time	Sector 1	Sector 2	Sector 3	T. Spd	Elapsed
1	2:43.200	51.439	1:11.410	40.351		2:43.200
2	2:36.242	44.844	1:11.132	40.266		5:19.442
3	2:35.209	44.382	1:10.433	40.394		7:54.651
4	2:34.744	44.244	1:09.934	40.566		10:29.395
5	2:34.747	44.424	1:09.975	40.348		13:04.142
6	2:36.828	44.462	1:11.265	41.101		15:40.970
7	2:38.685	45.834	1:11.809	41.042		18:19.655
8	2:36.079	44.499	1:10.939	40.641		20:55.734
9	2:36.232	44.640	1:10.886	40.706		23:31.966
10	2:47.636	44.659	3:28.342			26:19.602
11	2:38.629	45.468	1:11.092	42.069		28:58.231

5 Stéphane Proux Alpine **5** Philippe Bourgois Alpine
 RACING TECHNOLOGY MILAN COMPETITION

Lap D	Time	Sector 1	Sector 2	Sector 3	T. Spd	Elapsed
1	2:54.226	55.254	1:15.414	43.558		2:54.226
2	2:53.708	50.719	1:18.150	44.839		5:47.934
3	2:45.325	47.457	1:14.456	43.412		8:33.259
4	2:47.710	47.467	1:15.990	44.253		11:20.969
5	2:46.030	46.674	1:15.350	44.006		14:06.999
6	2:56.937	47.156	1:14.189	55.592		17:03.936
7	2:46.733	47.773	1:14.739	44.221		19:50.669
8	2:47.040	47.765	1:15.277	43.998		22:37.709
9	2:46.396	47.133	1:14.721	44.542		25:24.105
10	2:51.368	48.845	1:16.256	46.267		28:15.473
11	2:56.248	50.796	1:18.609	46.843		31:11.721

7 Vincent Beltoise Alpine **7** Vincent Beltoise Alpine
 MILAN COMPETITION RACING TECHNOLOGY

Lap D	Time	Sector 1	Sector 2	Sector 3	T. Spd	Elapsed
1	2:49.183	54.403	1:13.610	41.170		2:49.183
2	3:12.936	1:19.726	1:12.204	41.006		6:02.119
3	2:37.928	45.779	1:11.263	40.886		8:40.047
4	2:38.457	45.322	1:11.630	41.505		11:18.504
5	2:38.009	45.122	1:11.745	41.142		13:56.513
6	2:38.654	46.324	1:11.184	41.146		16:35.167
7	2:37.522	45.735	1:10.978	40.809		19:12.689
8	2:37.956	45.618	1:11.184	41.154		21:50.645
9	2:38.525	45.534	1:11.688	41.303		24:29.170
10	2:40.694	45.464	1:11.261	43.969		27:09.864
11	2:37.604	45.214	1:10.870	41.520		29:47.468

6 Antoine Miquel Alpine **6** Vincent Beltoise Alpine
 MILAN COMPETITION RACING TECHNOLOGY

Lap D	Time	Sector 1	Sector 2	Sector 3	T. Spd	Elapsed
1	2:41.989	49.592	1:12.080	40.317		2:41.989
2	2:37.840	46.068	1:11.515	40.257		5:19.829
3	2:35.156	44.619	1:10.136	40.401		7:54.985
4	2:35.801	44.435	1:10.532	40.834		10:30.786
5	2:35.839	44.886	1:10.192	40.761		13:06.625
6	2:36.006	44.765	1:10.415	40.826		15:42.631
7	2:38.240	44.561	1:11.728	41.951		18:20.871
8	2:37.493	44.624	1:11.334	41.535		20:58.364
9	2:38.604	44.872	1:12.474	41.258		23:36.968
10	2:37.461	45.045	1:11.004	41.412		26:14.429
11	2:38.472	45.089	1:11.979	41.404		28:52.901

8 Vincent Beltoise Alpine **8** Vincent Beltoise Alpine
 RACING TECHNOLOGY

Lap D	Time	Sector 1	Sector 2	Sector 3	T. Spd	Elapsed
1	2:39.867	48.750	1:10.613	40.504		2:39.867
2	2:34.453	44.396	1:10.000	40.057		5:14.320
3	2:35.104	44.370	1:10.422	40.312		7:49.424
4	2:36.641	44.485	1:11.556	40.600		10:26.065
5	2:36.341	44.547	1:10.541	41.253		13:02.406
6	2:38.232	44.878	1:11.796	41.558		15:40.638
7	2:38.617	45.842	1:11.892	40.883		18:19.255
8	2:38.824	44.880	1:12.042	41.902		20:58.079
9	2:40.891	45.015	1:13.720	42.156		23:38.970
10	2:41.573	46.217	1:13.093	42.263		26:20.543
11	2:41.097	45.495	1:12.850	42.752		29:01.640





Spa Francorchamps
Alpine ELF Europa Cup
Race - 1
Lap Analysis



14 Marc Sevestre Alpine **21** Marc Guillot Alpine

AUTOSPORT GP

MILAN COMPETITION

Lap D	Time	Sector 1	Sector 2	Sector 3	T. Spd	Elapsed	Lap D	Time	Sector 1	Sector 2	Sector 3	T. Spd	Elapsed
1	2:47.308	52.174	1:13.651	41.483		2:47.308	1	2:38.658	48.194	1:10.031	40.433		2:38.658
2	2:39.364	45.157	1:12.820	41.387		5:26.672	2	2:34.443	44.137	1:10.031	40.275		5:13.101
3	2:38.554	44.968	1:11.758	41.828		8:05.226	3	2:34.536	43.948	1:10.111	40.477		7:47.637
4	2:38.649	45.346	1:12.125	41.178		10:43.875	4	2:33.966	44.126	1:09.414	40.426		10:21.603
5	2:38.095	45.419	1:11.724	40.952		13:21.970	5	2:34.917	44.205	1:09.939	40.773		12:56.520
6	2:38.473	44.986	1:11.824	41.663		16:00.443	6	2:34.783	44.355	1:09.803	40.625		15:31.303
7	2:37.954	45.172	1:11.423	41.359		18:38.397	7	2:35.522	44.335	1:10.492	40.695		18:06.825
8	2:39.056	45.190	1:12.612	41.254		21:17.453	8	2:35.436	44.374	1:10.373	40.689		20:42.261
9	3:10.513	46.654	1:42.022	41.837		24:27.966	9	2:36.211	44.472	1:10.873	40.866		23:18.472
10	2:39.203	45.453	1:12.002	41.748		27:07.169	10	2:36.084	44.543	1:10.678	40.863		25:54.556
11	2:39.366	45.288	1:12.058	42.020		29:46.535	11	2:37.041	44.719	1:10.857	41.465		28:31.597

15 Gael Castelli Alpine **29** Mateo Herrero Alpine

CMR

MILAN COMPETITION

Lap D	Time	Sector 1	Sector 2	Sector 3	T. Spd	Elapsed	Lap D	Time	Sector 1	Sector 2	Sector 3	T. Spd	Elapsed
1	2:37.379	47.667	1:09.612	40.100		2:37.379	1	2:38.221	47.786	1:10.052	40.383		2:38.221
2	2:34.494	44.945	1:09.405	40.144		5:11.873	2	2:34.622	44.294	1:10.027	40.301		5:12.843
3	2:34.667	44.404	1:09.838	40.425		7:46.540	3	2:35.475	44.139	1:10.444	40.892		7:48.318
4	2:34.455	44.637	1:09.460	40.358		10:20.995	4	2:34.766	44.285	1:09.893	40.588		10:23.084
5	2:34.210	44.330	1:09.490	40.390		12:55.205	5	2:35.171	44.488	1:10.077	40.606		12:58.255
6	2:34.755	44.621	1:09.563	40.571		15:29.960	6	2:35.467	44.529	1:10.054	40.884		15:33.722
7	2:35.086	44.479	1:09.850	40.757		18:05.046	7	2:35.932	44.506	1:10.453	40.973		18:09.654
8	2:35.314	44.848	1:09.916	40.550		20:40.360	8	2:36.032	44.424	1:10.689	40.919		20:45.686
9	2:35.889	44.750	1:10.225	40.914		23:16.249	9	2:37.913	44.654	1:10.857	42.402		23:23.599
10	2:36.121	44.719	1:10.522	40.880		25:52.370	10	2:37.255	44.408	1:11.321	41.526		26:00.854
11	2:36.918	44.996	1:10.761	41.161		28:29.288	11	2:38.957	44.833	1:12.457	41.667		28:39.811

17 Jean-Baptiste Mela Alpine **33** Alexandre Gadois Alpine

AUTOSPORT GP

AUTOSPORT GP

Lap D	Time	Sector 1	Sector 2	Sector 3	T. Spd	Elapsed	Lap D	Time	Sector 1	Sector 2	Sector 3	T. Spd	Elapsed
1	2:40.438	49.201	1:10.666	40.571		2:40.438	1	2:41.841	49.847	1:11.528	40.466		2:41.841
2	2:34.665	44.419	1:09.952	40.294		5:15.103	2	2:34.902	44.433	1:10.131	40.338		5:16.743
3	2:34.750	44.036	1:10.246	40.468		7:49.853	3	2:35.192	44.106	1:10.724	40.362		7:51.935
4	2:34.646	44.086	1:10.323	40.237		10:24.499	4	2:34.724	44.349	1:09.960	40.415		10:26.659
5	2:34.656	44.411	1:09.844	40.401		12:59.155	5	2:36.394	45.400	1:10.200	40.794		13:03.053
6	2:34.694	44.430	1:09.773	40.491		15:33.849	6	2:37.626	44.395	1:11.791	41.440		15:40.679
7	2:36.082	44.768	1:10.429	40.885		18:09.931	7	2:37.047	45.291	1:10.764	40.992		18:17.726
8	2:35.892	44.493	1:10.735	40.664		20:45.823	8	2:37.767	45.325	1:11.824	40.618		20:55.493
9	2:36.632	44.564	1:11.039	41.029		23:22.455	9	2:37.241	44.317	1:11.932	40.992		23:32.734
10	2:37.834	44.687	1:11.803	41.344		26:00.289	10	2:37.710	44.463	1:11.744	41.503		26:10.444
11	2:37.568	44.573	1:11.730	41.265		28:37.857	11	2:38.306	44.662	1:12.046	41.598		28:48.750

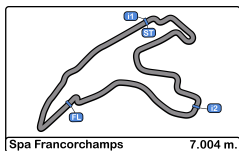
18 Pierre Macchi Alpine **38** Luc Ceret Alpine

AUTOSPORT GP

AUTOSPORT GP

Lap D	Time	Sector 1	Sector 2	Sector 3	T. Spd	Elapsed	Lap D	Time	Sector 1	Sector 2	Sector 3	T. Spd	Elapsed
1	2:55.931	55.755	1:16.751	43.425		2:55.931	1 2	2:56.620	55.944	1:16.819	43.857		2:56.620
2	2:50.169	49.310	1:17.916	42.943		5:46.100	2 2	2:48.247	48.250	1:16.780	43.217		5:44.867
3	2:43.793	45.705	1:15.197	42.891		8:29.893	3 2	2:45.778	46.717	1:16.009	43.052		8:30.645
4	3:13.184	47.421	1:42.506	43.257		11:43.077	4 2	2:44.180	46.414	1:15.498	42.268		11:14.825
5	2:47.876	50.368	1:14.375	43.133		14:30.953	5 2	2:44.446	45.765	1:15.378	43.303		13:59.271
6	2:43.978	47.192	1:14.093	42.693		17:14.931	6 2	2:42.146	45.943	1:13.462	42.741		16:41.417
7	2:44.060	47.125	1:13.918	43.017		19:58.991	7 2	2:42.267	45.795	1:13.629	42.843		19:23.684
8	2:45.357	46.955	1:15.447	42.955		22:44.348	8 2	2:44.388	46.362	1:15.421	42.605		22:08.072
9	2:44.874	46.699	1:15.205	42.970		25:29.222	9 2	2:42.591	45.472	1:14.378	42.741		24:50.663
10	2:44.272	46.710	1:13.916	43.646		28:13.494	10 2	2:42.205	45.628	1:13.771	42.806		27:32.868
11	2:45.164	47.221	1:14.535	43.408		30:58.658	11 2	2:41.759	45.616	1:13.687	42.456		30:14.627





Spa Francorchamps
Alpine ELF Europa Cup
Race - 1
Lap Analysis



64

Mike Parisy

Alpine **110**

Arnaud Tsamere

Alpine

CMR

RACING TECHNOLOGY

Lap D	Time	Sector 1	Sector 2	Sector 3	T. Spd	Elapsed	Lap D	Time	Sector 1	Sector 2	Sector 3	T. Spd	Elapsed
1	2:40.698	49.344	1:10.829	40.525		2:40.698	1	2:47.903	52.054	1:14.292	41.557		2:47.903
2	2:34.939	44.682	1:10.007	40.250		5:15.637	2	2:39.314	45.061	1:12.812	41.441		5:27.217
3	2:34.642	44.319	1:10.214	40.109		7:50.279	3	2:38.234	45.165	1:11.498	41.571		8:05.451
4	2:35.521	44.139	1:10.806	40.576		10:25.800	4	2:39.039	45.488	1:12.003	41.548		10:44.490
5	2:34.674	44.507	1:09.800	40.367		13:00.474	5	2:38.089	45.629	1:11.370	41.090		13:22.579
6	2:34.947	44.522	1:09.963	40.462		15:35.421	6	2:38.642	44.766	1:12.436	41.440		16:01.221
7	2:35.634	44.475	1:10.627	40.532		18:11.055	7	2:38.068	45.359	1:11.501	41.208		18:39.289
8	2:35.759	44.736	1:10.486	40.537		20:46.814	8	2:38.587	45.038	1:12.235	41.314		21:17.876
9	2:35.893	44.496	1:10.527	40.870		23:22.707	9	2:49.140	46.346	1:20.183	42.611		24:07.016
10	2:37.811	44.450	1:11.919	41.442		26:00.518	10	2:40.230	46.150	1:12.362	41.718		26:47.246
11	2:37.738	44.573	1:11.717	41.448		28:38.256	11	2:41.715	45.822	1:12.492	43.401		29:28.961

69

Laurent Hurgon

Alpine

AUTOSPORT GP-PATRICK
 ROGER

Lap D	Time	Sector 1	Sector 2	Sector 3	T. Spd	Elapsed
1	2:41.109	49.535	1:10.995	40.579		2:41.109
2	2:35.292	44.708	1:10.282	40.302		5:16.401
3	2:35.874	44.398	1:11.118	40.358		7:52.275
4	2:34.595	44.476	1:09.831	40.288		10:26.870
5	2:35.846	45.041	1:09.634	41.171		13:02.716
6	2:35.516	44.615	1:10.261	40.640		15:38.232
7	2:35.354	44.494	1:10.344	40.516		18:13.586
8	2:35.734	44.651	1:10.387	40.696		20:49.320
9	2:35.626	44.512	1:10.389	40.725		23:24.946
10	2:36.102	44.506	1:10.588	41.008		26:01.048
11	2:37.360	44.619	1:11.358	41.383		28:38.408

74

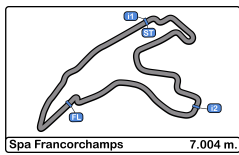
Julien Neveu

Alpine

AUTOSPORT GP

Lap D	Time	Sector 1	Sector 2	Sector 3	T. Spd	Elapsed
1	2:42.355	51.012	1:11.002	40.341		2:42.355
2	2:36.713	45.618	1:10.768	40.327		5:19.068
3	2:35.119	44.401	1:10.417	40.301		7:54.187
4	2:34.604	44.330	1:10.016	40.258		10:28.791
5	2:34.787	44.280	1:10.045	40.462		13:03.578
6	2:37.138	44.323	1:11.653	41.162		15:40.716
7	2:37.293	45.873	1:10.749	40.671		18:18.009
8	2:36.467	44.845	1:10.754	40.868		20:54.476
9	2:36.655	44.817	1:10.892	40.946		23:31.131
10	2:36.868	45.012	1:10.898	40.958		26:07.999
11	2:39.027	45.147	1:11.582	42.298		28:47.026



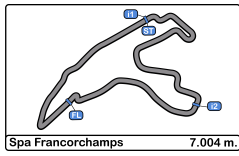


Spa Francorchamps
Alpine ELF Europa Cup
Race - 1
Analysis by Lap



Num	Lap Time	Gap	Num	Lap Time	Gap	Num	Lap Time	Gap	Num	Lap Time	Gap	Num	Lap Time	Gap
Lap 1			18	2:50.169	34.227	7	2:44.582	52.993	4	2:39.373	31.021	6	2:37.493	18.004
15	2:37.379		5	2:53.708	36.061	38	2:44.180	53.830	110	2:38.642	31.261	4	2:38.215	36.790
29	2:38.221	00.842	9	3:12.936	50.246	9	2:38.457	57.509	9	2:38.654	1:05.207	14	2:39.056	37.093
21	2:38.658	01.279	Num Lap Time Gap			5	2:47.710	59.974	7	2:41.500	1:10.510	110	2:38.587	37.516
11	2:39.867	02.488	Lap 3			18	3:13.184	1:22.082	38	2:42.146	1:11.457	9	2:37.956	1:10.285
17	2:40.438	03.059	15	2:34.667		Num Lap Time Gap			5	2:56.937	1:33.976	7	2:43.943	1:27.180
64	2:40.698	03.319	21	2:34.536	01.097	Lap 5			18	2:43.978	1:44.971	38	2:44.388	1:27.712
69	2:41.109	03.730	29	2:35.475	01.778	15	2:34.210		Num Lap Time Gap			5	2:47.040	1:57.349
33	2:41.841	04.462	11	2:35.104	02.884	21	2:34.917	01.315	Lap 7			18	2:45.357	2:03.988
6	2:41.989	04.610	17	2:34.750	03.313	29	2:35.171	03.050	15	2:35.086		Num Lap Time Gap		
74	2:42.355	04.976	64	2:34.642	03.739	17	2:34.656	03.950	21	2:35.522	01.779	Lap 9		
8	2:43.200	05.821	33	2:35.192	05.395	64	2:34.674	05.269	29	2:35.932	04.608	15	2:35.889	
2	2:43.694	06.315	69	2:35.874	05.735	11	2:36.341	07.201	17	2:36.082	04.885	21	2:36.211	02.223
4	2:45.737	08.358	74	2:35.119	07.647	69	2:35.846	07.511	64	2:35.634	06.009	17	2:36.632	06.206
14	2:47.308	09.929	8	2:35.209	08.111	33	2:36.394	07.848	69	2:35.354	08.540	64	2:35.893	06.458
110	2:47.903	10.524	6	2:35.156	08.445	74	2:34.787	08.373	33	2:37.047	12.680	29	2:37.913	07.350
9	2:49.183	11.804	4	2:39.925	18.330	8	2:34.747	08.937	74	2:37.293	12.963	69	2:35.626	08.697
5	2:54.226	16.847	14	2:38.554	18.686	6	2:35.839	11.420	11	2:38.617	14.209	74	2:36.655	14.882
7	2:55.428	18.049	110	2:38.234	18.911	4	2:38.061	26.403	8	2:38.685	14.609	8	2:36.232	15.717
18	2:55.931	18.552	7	2:44.793	42.866	14	2:38.095	26.765	6	2:38.240	15.825	33	2:37.241	16.485
38	2:56.620	19.241	18	2:43.793	43.353	110	2:38.089	27.374	14	2:37.954	33.351	6	2:38.604	20.719
Num Lap Time Gap			38	2:45.778	44.105	9	2:38.009	1:01.308	4	2:37.954	33.889	11	2:40.891	22.721
Lap 2			5	2:45.325	46.719	7	2:44.982	1:03.765	110	2:38.068	34.243	4	2:41.346	42.247
15	2:34.494		9	2:37.928	53.507	38	2:44.446	1:04.066	9	2:37.522	1:07.643	110	2:49.140	50.767
29	2:34.622	00.970	Num Lap Time Gap			5	2:46.030	1:11.794	7	2:43.127	1:18.551	14	3:10.513	1:11.717
21	2:34.443	01.228	Lap 4			18	2:47.876	1:35.748	38	2:42.267	1:18.638	9	2:38.525	1:12.921
11	2:34.453	02.447	15	2:34.455		Num Lap Time Gap			5	2:46.733	1:45.623	7	2:42.366	1:33.657
17	2:34.665	03.230	21	2:33.966	00.608	Lap 6			18	2:44.060	1:53.945	38	2:42.591	1:34.414
64	2:34.939	03.764	29	2:34.766	02.089	15	2:34.755		Num Lap Time Gap			5	2:46.396	2:07.856
69	2:35.292	04.528	17	2:34.646	03.504	21	2:34.783	01.343	Lap 8			18	2:44.874	2:12.973
33	2:34.902	04.870	64	2:35.521	04.805	29	2:35.467	03.762	15	2:35.314		Num Lap Time Gap		
74	2:36.713	07.195	11	2:36.641	05.070	17	2:34.694	03.889	21	2:35.436	01.901	Lap 10		
8	2:36.242	07.569	33	2:34.724	05.664	64	2:34.947	05.461	29	2:36.032	05.326	15	2:36.121	
6	2:37.840	07.956	69	2:34.595	05.875	69	2:35.516	08.272	17	2:35.892	05.463	21	2:36.084	02.186
4	2:39.208	13.072	74	2:34.604	07.796	11	2:38.232	10.678	64	2:35.759	06.454	17	2:37.834	07.919
14	2:39.364	14.799	8	2:34.744	08.400	33	2:37.626	10.719	69	2:35.734	08.960	64	2:37.811	08.148
110	2:39.314	15.344	6	2:35.801	09.791	74	2:37.138	10.756	74	2:36.467	14.116	29	2:37.255	08.484
2	2:54.044	25.865	4	2:38.677	22.552	8	2:36.828	11.010	33	2:37.767	15.133	69	2:36.102	08.678
7	2:49.185	32.740	14	2:38.649	22.880	6	2:36.006	12.671	8	2:36.079	15.374	74	2:36.868	15.629
38	2:48.247	32.994	110	2:39.039	23.495	14	2:38.473	30.483	11	2:38.824	17.719	33	2:37.710	18.074





Spa Francorchamps
Alpine ELF Europa Cup
Race - 1
Analysis by Lap



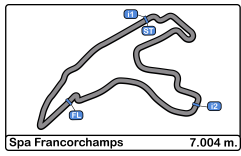
Num	Lap Time	Gap
6	2:37.461	22.059
8	2:47.636	27.232
11	2:41.573	28.173
4	2:42.553	48.679
110	2:40.230	54.876
14	2:39.203	1:14.799
9	2:40.694	1:17.494
7	2:42.420	1:39.956
38	2:42.205	1:40.498
18	2:44.272	2:21.124
5	2:51.368	2:23.103

Num Lap Time Gap

Lap 11

15	2:36.918	
21	2:37.041	02.309
17	2:37.568	08.569
64	2:37.738	08.968
69	2:37.360	09.120
29	2:38.957	10.523
74	2:39.027	17.738
33	2:38.306	19.462
6	2:38.472	23.613
8	2:38.629	28.943
11	2:41.097	32.352
4	2:41.665	53.426
110	2:41.715	59.673
14	2:39.366	1:17.247
9	2:37.604	1:18.180
7	2:41.875	1:44.913
38	2:41.759	1:45.339
18	2:45.164	2:29.370
5	2:56.248	2:42.433





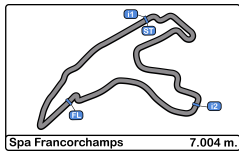
Spa Francorchamps
Alpine ELF Europa Cup
Race - 1



Best Sectors Results

Sector - 1				Sector - 2				Sector - 3				Ideal Lap vs Best Lap			
Clas	Nº	Driver	Time	Nº	Driver	Time	Nº	Driver	Time	Clas	Nº	Driver	Ideal Lap	Best Lap	Clas
1	21	Marc Guilloit	43.948	15	Gael Castelli	1:09.405	11	Vincent Beltoise	40.057	1	21	Marc Guilloit	2:33.637	2:33.966	1
2	17	Jean-Baptiste Mela	44.036	21	Marc Guilloit	1:09.414	15	Gael Castelli	40.100	2	15	Gael Castelli	2:33.835	2:34.210	2
3	33	Alexandre Gadois	44.106	69	Laurent Hurgon	1:09.634	64	Mike Parisy	40.109	3	17	Jean-Baptiste Mela	2:34.046	2:34.646	8
4	64	Mike Parisy	44.139	17	Jean-Baptiste Mela	1:09.773	17	Jean-Baptiste Mela	40.237	4	64	Mike Parisy	2:34.048	2:34.642	7
5	29	Mateo Herrero	44.139	64	Mike Parisy	1:09.800	6	Antoine Miquel	40.257	5	69	Laurent Hurgon	2:34.320	2:34.595	4
6	8	Nicolas Milan	44.244	29	Mateo Herrero	1:09.893	74	Julien Neveu	40.258	6	29	Mateo Herrero	2:34.333	2:34.622	6
7	74	Julien Neveu	44.280	8	Nicolas Milan	1:09.934	8	Nicolas Milan	40.266	7	33	Alexandre Gadois	2:34.404	2:34.724	9
8	15	Gael Castelli	44.330	33	Alexandre Gadois	1:09.960	21	Marc Guilloit	40.275	8	11	Vincent Beltoise	2:34.427	2:34.453	3
9	11	Vincent Beltoise	44.370	11	Vincent Beltoise	1:10.000	69	Laurent Hurgon	40.288	9	8	Nicolas Milan	2:34.444	2:34.744	10
10	69	Laurent Hurgon	44.398	74	Julien Neveu	1:10.016	29	Mateo Herrero	40.301	10	74	Julien Neveu	2:34.554	2:34.604	5
11	6	Antoine Miquel	44.435	6	Antoine Miquel	1:10.136	33	Alexandre Gadois	40.338	11	6	Antoine Miquel	2:34.828	2:35.156	11
12	2	Yann Zimmer	44.618	9	Philippe Bourgois	1:10.870	2	Yann Zimmer	40.514	12	9	Philippe Bourgois	2:36.801	2:37.522	12
13	4	Mathieu Blaise	44.747	4	Mathieu Blaise	1:11.224	9	Philippe Bourgois	40.809	13	2	Yann Zimmer	2:36.879	2:43.694	18
14	11	Arnaud Tsamere	44.766	110	Arnaud Tsamere	1:11.370	14	Marc Sevestre	40.952	14	4	Mathieu Blaise	2:37.077	2:37.954	13
15	14	Marc Sevestre	44.968	14	Marc Sevestre	1:11.423	110	Arnaud Tsamere	41.090	15	110	Arnaud Tsamere	2:37.226	2:38.068	15
16	9	Philippe Bourgois	45.122	2	Yann Zimmer	1:11.747	4	Mathieu Blaise	41.106	16	14	Marc Sevestre	2:37.343	2:37.954	14
17	7	Franc Rouxel	45.464	38	Ceret - Lemaître	1:13.462	7	Franc Rouxel	42.225	17	38	Luc Ceret	2:41.202	2:41.759	17
18	38	Ceret - Lemaître	45.472	7	Franc Rouxel	1:13.811	38	Ceret - Lemaître	42.268	18	7	Franc Rouxel	2:41.500	2:41.500	16
19	18	Pierre Macchi	45.705	18	Pierre Macchi	1:13.916	18	Pierre Macchi	42.693	19	18	Pierre Macchi	2:42.314	2:43.793	19
20	5	Stéphane Proux	46.674	5	Stéphane Proux	1:14.189	5	Stéphane Proux	43.412	20	5	Stéphane Proux	2:44.275	2:45.325	20



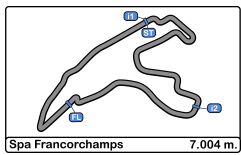


Spa Francorchamps
Alpine ELF Europa Cup
Race - 1
Leader Sequence



N°	Driver	Nat	Team	Level	Category	Start Lap	End Lap	Laps	Total Laps
15	Gael Castelli	FRA	CMR	Inter C		1	11	11	11



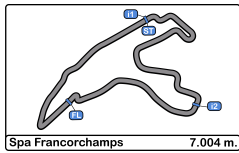


Spa Francorchamps
Alpine ELF Europa Cup
Race - 1
Best 5 Lap Times



Cls	N°	Driver	Nat	Team	Level	Category	Best 1		Best 2		Best 3		Best 4		Best 5	
							Time	Lap	Time	Lap	Time	Lap	Time	Lap	Time	Lap
1	21	Marc Guillot	FRA	MILAN COMPETITION	Inter C		2:33.966	4	2:34.443	2	2:34.536	3	2:34.783	6	2:34.917	5
2	15	Gael Castelli	FRA	CMR	Inter C		2:34.210	5	2:34.455	4	2:34.494	2	2:34.667	3	2:34.755	6
3	11	Vincent Beltoise	FRA	RACING TECHNOLOGY	Inter C		2:34.453	2	2:35.104	3	2:36.341	5	2:36.641	4	2:38.232	6
4	69	Laurent Hurgon	FRA	AUTOSPORT GP-PATRICK RACING	Inter C		2:34.595	4	2:35.292	2	2:35.354	7	2:35.516	6	2:35.626	9
5	74	Julien Neveu	FRA	AUTOSPORT GP	Inter C		2:34.604	4	2:34.787	5	2:35.119	3	2:36.467	8	2:36.655	9
6	29	Mateo Herrero	FRA	MILAN COMPETITION	Inter C	Junior	2:34.622	2	2:34.766	4	2:35.171	5	2:35.467	6	2:35.475	3
7	64	Mike Parisy	FRA	CMR	Inter C		2:34.642	3	2:34.674	5	2:34.939	2	2:34.947	6	2:35.521	4
8	17	Jean-Baptiste Mela	FRA	AUTOSPORT GP	Inter C	Junior	2:34.646	4	2:34.656	5	2:34.665	2	2:34.694	6	2:34.750	3
9	33	Alexandre Gadois	FRA	AUTOSPORT GP	Inter C	Junior	2:34.724	4	2:34.902	2	2:35.192	3	2:36.394	5	2:37.047	7
10	8	Nicolas Milan	FRA	MILAN COMPETITION	Inter C		2:34.744	4	2:34.747	5	2:35.209	3	2:36.079	8	2:36.232	9
11	6	Antoine Miquel	FRA	MILAN COMPETITION	Inter C	Junior	2:35.156	3	2:35.801	4	2:35.839	5	2:36.006	6	2:37.461	10
12	9	Philippe Bourgois	FRA	MILAN COMPETITION	Inter B	Gentleman	2:37.522	7	2:37.604	11	2:37.928	3	2:37.956	8	2:38.009	5
13	4	Mathieu Blaise	FRA	RACING TECHNOLOGY	Inter D	Gentleman	2:37.954	7	2:38.061	5	2:38.215	8	2:38.677	4	2:39.208	2
14	14	Marc Sevestre	FRA	AUTOSPORT GP	Inter C	Gentleman	2:37.954	7	2:38.095	5	2:38.473	6	2:38.554	3	2:38.649	4
15	110	Arnaud Tsamere	FRA	RACING TECHNOLOGY	Inter D	Gentleman	2:38.068	7	2:38.089	5	2:38.234	3	2:38.587	8	2:38.642	6
16	7	Franc Rouxel	FRA	RACING TECHNOLOGY	Inter D	Gentleman	2:41.500	6	2:41.875	11	2:42.366	9	2:42.420	10	2:43.127	7
17	38	Luc Ceret	FRA	AUTOSPORT GP	Inter D	Gentleman	2:41.759	11	2:42.146	6	2:42.205	10	2:42.267	7	2:42.591	9
18	2	Yann Zimmer	SUI	CMR	Inter C		2:43.694	1	2:54.044	2						
19	18	Pierre Macchi	FRA	AUTOSPORT GP	Inter D	Gentleman	2:43.793	3	2:43.978	6	2:44.060	7	2:44.272	10	2:44.874	9
20	5	Stéphane Proux	FRA	RACING TECHNOLOGY	Inter D	Gentleman	2:45.325	3	2:46.030	5	2:46.396	9	2:46.733	7	2:47.040	8



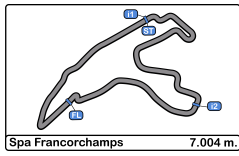


Spa Francorchamps
Alpine ELF Europa Cup
Race - 1
Fastest Laps Sequence



Lap	Time of Day	Session Time	Nº	Driver	Nat	Team	Level	Category	Time	Km/h
2	13:05:03.090	5:12.090	15	Gael Castelli	FRA	CMR	Inter C		2:34.494	163.2
2	13:05:04.318	5:13.318	21	Marc Guillot	FRA	MILAN COMPETITION	Inter C		2:34.443	163.2
4	13:10:12.819	10:21.819	21	Marc Guillot	FRA	MILAN COMPETITION	Inter C		2:33.966	163.7





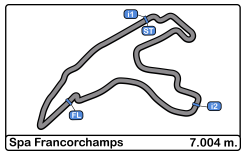
Spa Francorchamps
Alpine ELF Europa Cup
Race - 1
Lap Chart



LAP

Nr	Pos	Grid	1	2	3	4	5	6	7	8	9	10	11
15	1	15	15	15	15	15	15	15	15	15	15	15	15
29	2	29	29	29	21	21	21	21	21	21	21	21	21
11	3	11	21	21	29	29	29	29	29	29	17	17	17
21	4	21	11	11	11	17	17	17	17	17	64	64	64
64	5	64	17	17	17	64	64	64	64	64	29	29	69
33	6	33	64	64	64	11	11	69	69	69	69	69	29
17	7	17	69	69	33	33	69	11	33	74	74	74	74
69	8	69	33	33	69	69	33	33	74	33	8	33	33
74	9	74	6	74	74	74	74	74	11	8	33	6	6
6	10	6	74	8	8	8	8	8	8	11	6	8	8
2	11	2	8	6	6	6	6	6	6	6	11	11	11
8	12	8	2	4	4	4	4	14	14	4	4	4	4
4	13	4	4	14	14	14	14	4	4	14	110	110	110
110	14	110	14	110	110	110	110	110	110	110	14	14	14
14	15	14	110	2	7	7	9	9	9	9	9	9	9
9	16	9	9	7	18	38	7	7	7	7	7	7	7
18	17	18	5	38	38	9	38	38	38	38	38	38	38
38	18	38	7	18	5	5	5	5	5	5	5	18	18
7	19	7	18	5	9	18	18	18	18	18	18	5	5
5	20	5	38	9									

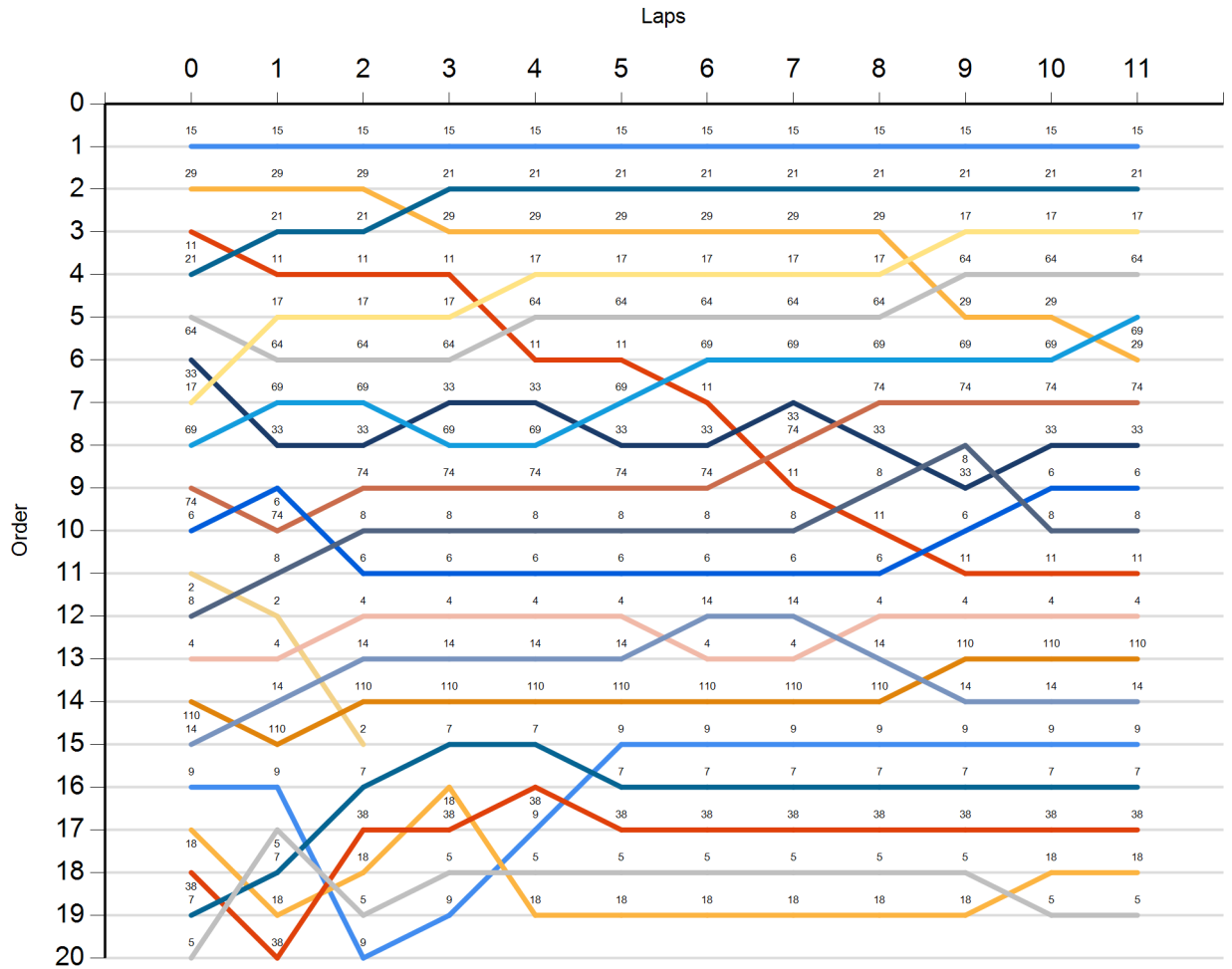


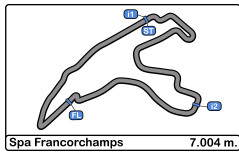


Spa Francorchamps
Alpine ELF Europa Cup
Race - 1
Graphic Lap Chart



- 15
- 29
- 11
- 21
- 64
- 33
- 17
- 69
- 74
- 6
- 2
- 8
- 4
- 110
- 14
- 9
- 18
- 38
- 7
- 5



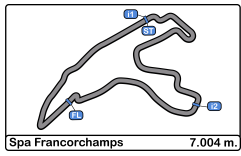


Spa Francorchamps
Alpine ELF Europa Cup
Race - 1
Pit Stop Analysis



N°	In Day Time	Driver	Nat	Team	Nat	Vehicle	In Time	Stop N°	Pit Time	Handicap	Penalty
----	-------------	--------	-----	------	-----	---------	---------	---------	----------	----------	---------

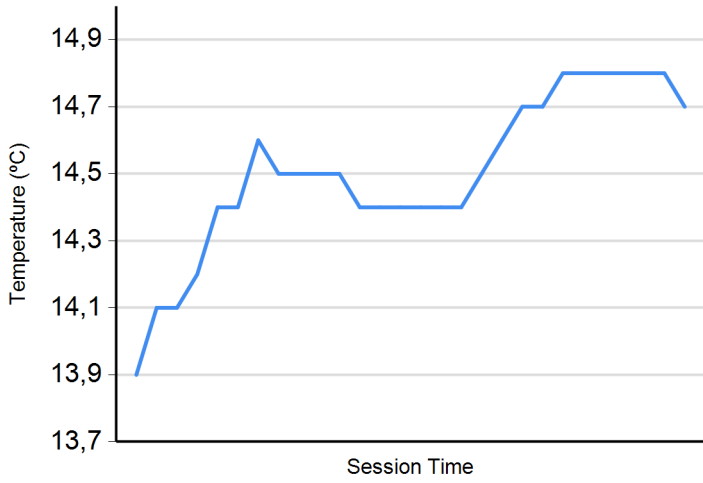




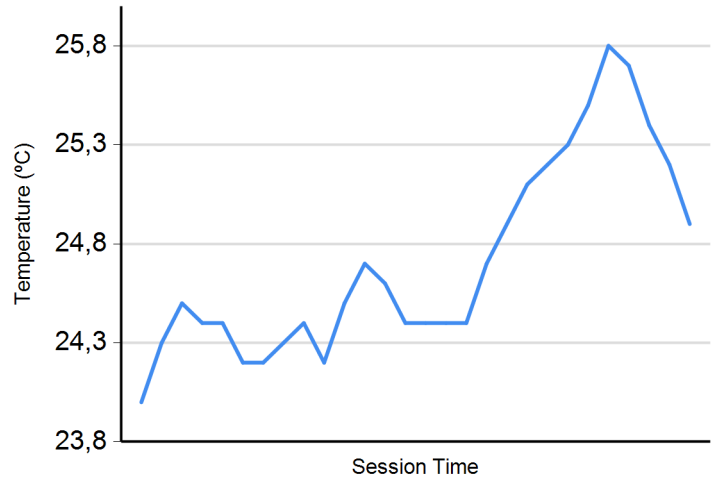
Spa Francorchamps
Alpine ELF Europa Cup
Race - 1
Weather Report



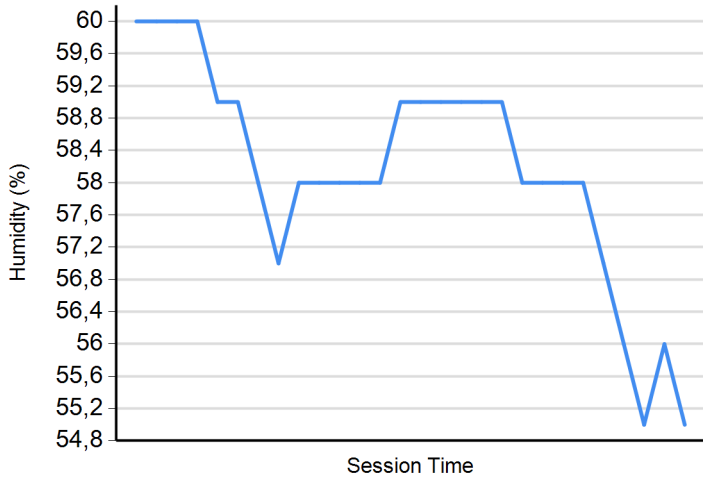
Air Temperature



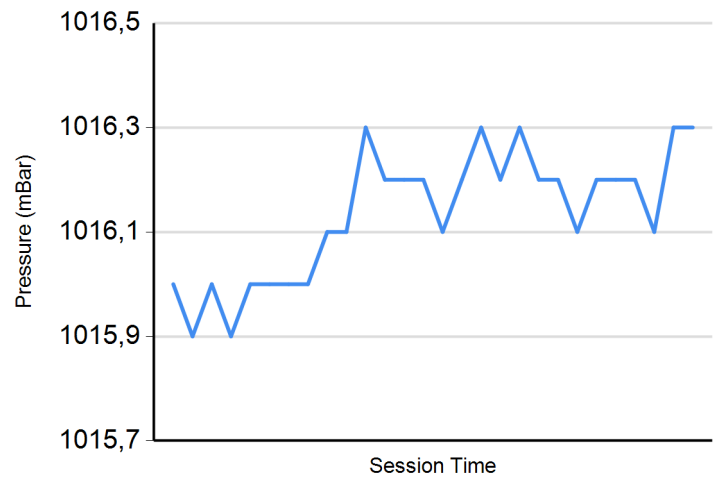
Track Temperature



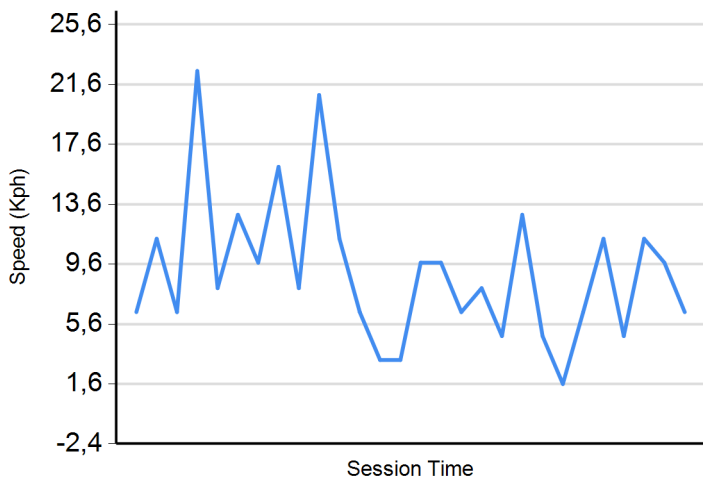
Humidity



Pressure



Wind Speed



Wind direction

North = 0°/360° Est = 90° South = 180° West = 270°

