



ADAC GT4 Germany

Result List Race 1



Provisional

Reg. Nr.: Amf-CR08/2019

Saturday, June 8, 2019 11:50:00

Red Bull Ring, Length: 4318m

Air temperature: 25.5°C

Track temperature: 37.86°C

Weather condition: Dry

started : 22 classified : 17 not classified : 5

Nr.	Drivers	Sponsor	Laps	Total Time	Gap	Kph	Lap	Time	Kph
Cl.	Car	Competitor							
1	2 M.Schrey(DEU)/T.Jäger(AUT) BMW M4 GT4	Hofer Racing by Bonk Motorsport	37	1:02:58.705		152.3	10	1:38.832	157.2
2	33 C.Fagg(GBR)/M.Benyahia(MAR) J McLaren 570s GT4	Team GT	37	1:02:59.521	0.816	152.4	10	1:38.415	157.9
3	14 S.Grotstollen(DEU)/G.Braun(DEU) T BMW M4 GT4	MRS Besagroup Racing	37	1:03:00.810	2.105	152.2	7	1:38.881	157.2
4	3 M.Fischer(AUT)/C.Hürtgen(DEU) BMW M4 GT4	Hofer Racing by Bonk Motorsport	37	1:03:08.762	10.057	152.0	32	1:39.273	156.5
5	7 M.Zug(DEU)/G.Piana(ITA) J BMW M4 GT4	RN Vision STS	37	1:03:09.258	10.553	152.3	23	1:38.454	157.8
6	99 H.Owega(DEU)/J.Owega(DEU) J Mercedes-AMG GT4	GetSpeed Performance	37	1:03:21.785	23.080	151.5	22	1:39.314	156.5
7	23 L.Kraihamer(AUT)/R.Kofler(AUT) KTM X-Bow GT4	True Racing	37	1:03:22.023	23.318	151.5	31	1:38.964	157.0
8	24 M.Siljehaug(NOR)/E.Angermayr(AUT) J KTM X-Bow GT4	Felbermayr Reiter	37	1:03:23.617	24.912	151.3	7	1:38.994	157.0
9	6 M.Lungstrass(DEU)/M.Beckhusen(DEU) J Audi R8 LMS GT4	Racing One	37	1:03:47.592	48.887	150.4	32	1:39.049	156.9
10	11 O.Mayer(DEU)/J.Springob(DEU) J Mercedes-AMG GT4	Bremotion	37	1:03:48.385	49.680	151.1	37	1:38.694	157.5
11	21 C.Schöll(AUT)/G.van Parijs(BEL) Porsche Cayman GT4	Team Allied-Racing	37	1:04:03.688	1:04.983	150.0	20	1:40.216	155.1
12	17 H.Hadergasser(DEU)/H.Still(DEU) T Porsche Cayman GT4	KÜS TEAM75 Bernhard	37	1:04:14.021	1:15.316	149.7	18	1:38.766	157.3
13	15 T.Tekaar(DEU)/F.Kovac(CRO) T BMW M4 GT4	MRS Besagroup Racing	37	1:04:16.022	1:17.317	149.2	6	1:38.549	157.7
14	36 M.Suabo(DEU)/A.Woller(DEU) T Mercedes-AMG GT4	Schütz Motorsport	37	1:04:33.271	1:34.566	148.8	32	1:40.251	155.0
15	66 D.Davidovac(DEU)/F.Dziwok(POL) T Porsche Cayman GT4	HP Racing International	36	1:03:15.338	1 LAP	147.8	7	1:40.932	154.0
16	22 J.Kasperlik(DEU)/L.Kern(DEU) T Porsche Cayman GT4	Team Allied-Racing	36	1:04:03.819	1 LAP	146.9	26	1:39.007	157.0
17	19 J.Viebahn(DEU)/J.Lappalainen(FIN) T Aston Martin Vantage AMR GT4	PROpeak Performace	33	56:53.685	4LAPS	150.6	29	1:39.551	156.1

Not classified

77	L.Wankmüller(DEU)/T.Heinemann(DEU) J Mercedes-AMG GT4	HP Racing International	11	18:42.438	26LAPS	154.0	6	1:39.948	155.5
48	L.Trefz(DEU)/M.Haber(AUS) J Mercedes-AMG GT4	Leipert Motorsport	5	10:54.225	32LAPS	114.4	5	1:42.397	151.8
18	F.Thoma(CHE)/J.Lesoudier(FRA) Aston Martin Vantage AMR GT4	PROpeak Performace	4	7:19.577	33LAPS	143.5	3	1:43.528	150.1
69	P.Dörr(DEU)/D.Trebing(USA) J McLaren 570s GT4	Dörr Motorsport	3	5:43.706	34LAPS	139.3	2	1:50.131	141.1
59	F.Martin-Dye(GBR)/T.Krebs(DNK) McLaren 570s GT4	Dörr Motorsport	1	2:02.693	36LAPS				

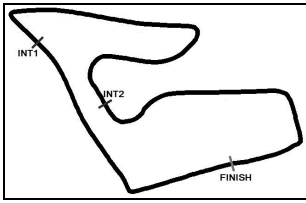
Did not start

5	P.Stalidzane(DEU)/N.Rindlisbacher(CHE) J Audi R8 LMS GT4	Hella Pagid - racing one Racing One
---	---	--

Fastest lap of the race. Car 33 driver Charlie Fagg on lap 10. Time 1:38.415, average speed 157.9 km/h.

Following race director decision drive trough penalty converted into a time penalty of 30 seconds for car no. 22

Subject to final scrutineering!



ADAC GT4 Germany

Result List Race 1

Provisional

Reg. Nr.: Amf-CR08/2019

Saturday, June 8, 2019 11:50:00



Red Bull Ring, Length: 4318m

Air temperature: 25.5°C

Track temperature: 37.86°C

Weather condition: Dry

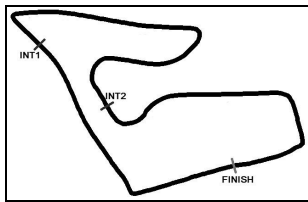
started : 22 classified : 17 not classified : 5

Nr. Drivers	Sponsor	Laps	Total Time	Gap	Kph	Lap	Time	Kph
Cl. Car	Competitor							

Publication time:

Clerk of the Course: Andy Meklau

Timekeeper: Steffen Ruhl



ADAC GT4 Germany

Class Result List Race 1



Provisional

Reg. Nr.: Amf-CR08/2019

Saturday, June 8, 2019 11:50:00

Red Bull Ring, Length: 4318m

Air temperature: 25.5°C

Track temperature: 37.86°C

Weather condition: Dry

started : 22 classified : 17 not classified : 5

Nr. Drivers	Sponsor	Laps	Total Time	Gap	Kph	Lap	Time	Kph
Car	Competitor							

CLASS: Trophy

Started: 8 Classified: 8 Not Classified: 0

1	14	S.Grotstollen(DEU)/G.Braun(DEU) BMW M4 GT4	MRS Besagroup Racing	37	1:03:00.810		152.2	7	1:38.881	157.2
2	11	O.Mayer(DEU)/J.Springob(DEU) Mercedes-AMG GT4	Bremotion	37	1:03:48.385	47.575	151.1	37	1:38.694	157.5
3	17	H.Hadergasser(DEU)/H.Still(DEU) Porsche Cayman GT4	KÜS TEAM75 Bernhard	37	1:04:14.021	1:13.211	149.7	18	1:38.766	157.3
4	15	T.Tekaat(DEU)/F.Kovac(CRO) BMW M4 GT4	MRS Besagroup Racing	37	1:04:16.022	1:15.212	149.2	6	1:38.549	157.7
5	36	M.Suabo(DEU)/A.Woller(DEU) Mercedes-AMG GT4	Schütz Motorsport	37	1:04:33.271	1:32.461	148.8	32	1:40.251	155.0
6	66	D.Davidovac(DEU)/F.Dziwok(POL) Porsche Cayman GT4	HP Racing International	36	1:03:15.338	1 LAP	147.8	7	1:40.932	154.0
7	22	J.Kasperlik(DEU)/L.Kern(DEU) Porsche Cayman GT4	Team Allied-Racing	36	1:04:03.819	1 LAP	146.9	26	1:39.007	157.0
8	19	J.Viebahn(DEU)/J.Lappalainen(FIN) Aston Martin Vantage AMR GT4	PROpeak Performace	33	56:53.685	4LAPS	150.6	29	1:39.551	156.1

Fastest lap of the class. Car 15 driver Franjo Kovac on lap 6. Time 1:38.549, average speed 157.7 km/h.

CLASS: Junior

Started: 9 Classified: 6 Not Classified: 3

1	33	C.Fagg(GBR)/M.Benyahia(MAR) McLaren 570s GT4	Team GT	37	1:02:59.521		152.4	10	1:38.415	157.9
2	7	M.Zug(DEU)/G.Piana(ITA) BMW M4 GT4	RN Vision STS	37	1:03:09.258	9.737	152.3	23	1:38.454	157.8
3	99	H.Owega(DEU)/J.Owega(DEU) Mercedes-AMG GT4	GetSpeed Performance	37	1:03:21.785	22.264	151.5	22	1:39.314	156.5
4	24	M.Siljehaug(NOR)/E.Angermayr(AUT) KTM X-Bow GT4	Felbermayr Reiter	37	1:03:23.617	24.096	151.3	7	1:38.994	157.0
5	6	M.Lungstrass(DEU)/M.Beckhusen(DEU) Audi R8 LMS GT4	Racing One	37	1:03:47.592	48.071	150.4	32	1:39.049	156.9
6	11	O.Mayer(DEU)/J.Springob(DEU) Mercedes-AMG GT4	Bremotion	37	1:03:48.385	48.864	151.1	37	1:38.694	157.5

Not classified

77	L.Wankmüller(DEU)/T.Heinemann(DEU) Mercedes-AMG GT4	HP Racing International	11	18:42.438	26LAPS	154.0	6	1:39.948	155.5
48	L.Trefz(DEU)/M.Haber(AUS) Mercedes-AMG GT4	Leipert Motorsport	5	10:54.225	32LAPS	114.4	5	1:42.397	151.8
69	P.Dörr(DEU)/D.Trebing(USA) McLaren 570s GT4	Dörr Motorsport	3	5:43.706	34LAPS	139.3	2	1:50.131	141.1

Did not start

5	P.Stalidzane(DEU)/N.Rindlisbacher(CHE) Audi R8 LMS GT4	Hella Pagid - racing one Racing One
---	--	---

Fastest lap of the class. Car 33 driver Charlie Fagg on lap 10. Time 1:38.415, average speed 157.9 km/h.

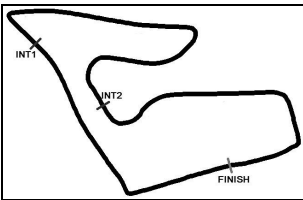
Following race director decision drive through penalty converted into a time penalty of 30 seconds for car no. 22

Subject to final scrutineering!		
Publication time:	Clerk of the Course: Andy Meklau	Timekeeper: Steffen Ruhl

ver: 1.0

www.adac.de/motorsport

Page 1/ 1 printed: 8.6.2019 13:03



ADAC GT4 Germany

Lap Chart Race 1

Provisional

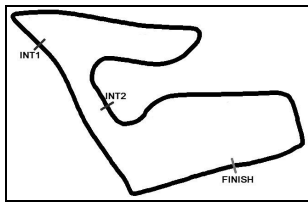


Red Bull Ring, Length: 4318 m

Saturday, June 8, 2019 11:50:00

Lap	1	2	3	4	5	6	7	8	9	10	11	12	13	14	15	16	17	18	19	20	21	22	23	24	25	26	27	28	29	30	31	32	33	34	35	36	37	38	39	40	41	42	43	44	45	
LAP 36	2	14	33	3	7	99	23	24	6	11	21	15	17	36	66'	22'																														
LAP 37	2	33	14	3	7	99	23	24	6	11	21	17	15	36																																

..- PITSTOP ' -LAPBEHIND



ADAC GT4 Germany

Sector List Race 1



Provisional

Reg. Nr.: Amf-CR08/2019

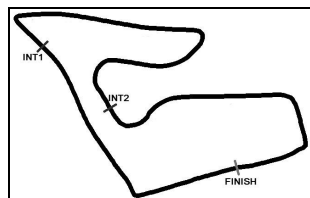
Saturday, June 8, 2019 11:50:00

Red Bull Ring, Length: 4318m
Air temperature: 25.5°C
Track temperature: 37.86°C
Weather condition: Dry

Lap	Time	SE1	SP1	SE2	SP2	SE3	SP3	TSP	Lap	Time	SE1	SP1	SE2	SP2	SE3	SP3	TSP
2 Schrey, DEU / Jäger, AUT									theoretical besttime: 1:38.758								
1	1:44.774	30.212	212	43.654	156	30.908	187	212	20	3:09.730	1:54.869	215	43.951	156	30.910	187	215
2	1:39.300	25.174	214	43.575	152	30.551	188	214	21	1:39.829	25.144	216	43.861	155	30.824	187	216
3	1:38.993	24.999	215	43.364	154	30.630	187	215	22	1:39.353	25.108	217	43.465	154	30.780	187	217
4	1:39.041	25.075	215	43.304	151	30.662	186	215	23	1:39.472	25.052	218	43.598	153	30.822	187	218
5	1:39.291	25.200	215	43.456	152	30.635	187	215	24	1:39.521	24.990	219	43.821	153	30.710	188	219
6	1:38.900	25.056	216	43.303	154	30.541	188	216	25	1:39.437	25.151	217	43.572	152	30.714	188	217
7	1:39.109	25.017	216	43.489	152	30.603	187	216	26	1:39.622	25.151	218	43.641	156	30.830	187	218
8	1:39.911	25.044	217	44.149	148	30.718	187	217	27	1:39.835	25.399	217	43.633	157	30.803	188	217
9	1:39.726	25.022	218	43.886	148	30.818	187	218	28	1:39.399	25.157	218	43.505	160	30.737	187	218
10	1:38.832	24.938	218	43.328	153	30.566	187	218	29	1:39.627	25.252	218	43.570	157	30.805	189	218
11	1:39.259	25.059	217	43.616	152	30.584	189	217	30	1:39.593	25.121	218	43.714	154	30.758	187	218
12	1:39.288	25.091	217	43.598	152	30.599	189	217	31	1:39.238	25.054	219	43.488	156	30.696	188	219
13	1:39.062	24.971	217	43.464	153	30.627	188	217	32	1:39.480	25.165	219	43.589	159	30.726	188	219
14	1:39.616	25.160	217	43.841	155	30.615	188	217	33	1:39.457	25.009	219	43.768	161	30.680	188	219
15	1:39.246	25.140	217	43.513	152	30.593	188	217	34	1:39.729	25.246	219	43.693	158	30.790	188	219
16	1:39.398	25.017	218	43.716	155	30.665	188	218	35	1:40.091	25.155	218	43.840	156	31.096	186	218
17	1:39.289	24.966	218	43.698	155	30.625	188	218	36	1:39.676	25.171	218	43.731	154	30.774	188	218
18	1:39.275	25.068	218	43.523	156	30.684	188	218	37	1:39.919	25.180	219	43.797	152	30.942	186	219
19	1:43.387	24.914	220	43.640	159	34.833		220									

Lap	Time	SE1	SP1	SE2	SP2	SE3	SP3	TSP	Lap	Time	SE1	SP1	SE2	SP2	SE3	SP3	TSP
3 Fischer, AUT / Hürtgen, DEU									theoretical besttime: 1:39.063								
1	1:49.107	33.346	213	44.881	144	30.880	188	213	20	1:39.678	25.177	215	43.769	147	30.732	189	215
2	1:39.827	25.457	215	43.691	148	30.679	188	215	21	1:39.822	25.001	218	43.938	151	30.883	188	218
3	1:39.621	24.992	216	43.704	153	30.925	186	216	22	1:39.588	25.066	218	43.757	150	30.765	188	218
4	1:39.373	25.066	216	43.499	152	30.808	187	216	23	1:39.598	25.011	219	43.775	151	30.812	188	219
5	1:39.334	25.073	216	43.573	150	30.688	189	216	24	1:39.756	25.145	219	43.842	152	30.769	189	219
6	1:39.320	24.974	217	43.559	153	30.787	188	217	25	1:39.560	25.012	219	43.788	150	30.760	188	219
7	1:39.366	24.993	217	43.587	154	30.786	187	217	26	1:39.842	25.044	219	43.844	150	30.954	188	219
8	1:39.732	25.174	216	43.680	152	30.878	188	216	27	1:39.687	25.010	219	43.761	158	30.916	187	219
9	1:39.496	24.989	218	43.697	155	30.810	188	218	28	1:39.629	25.052	219	43.733	156	30.844	188	219
10	1:39.622	25.073	217	43.645	152	30.904	188	217	29	1:39.335	24.981	220	43.558	153	30.796	189	220
11	1:39.712	25.075	217	43.815	151	30.822	187	217	30	1:39.433	25.008	218	43.724	151	30.701	187	218
12	1:39.622	25.090	217	43.733	150	30.799	188	217	31	1:39.340	24.885	220	43.733	156	30.722	189	220
13	1:40.155	25.081	217	43.855	151	31.219	187	217	32	1:39.273	24.890	220	43.630	157	30.753	189	220
14	1:39.649	25.078	217	43.623	153	30.948	186	217	33	1:39.538	24.943	219	43.795	155	30.800	189	219
15	1:39.815	25.065	217	43.893	150	30.857	187	217	34	1:39.590	25.009	220	43.702	157	30.879	189	220
16	1:39.900	25.091	218	43.805	155	31.004	186	218	35	1:39.809	25.049	219	43.915	152	30.845	188	219
17	1:44.287	25.212	217	43.746	152	35.329		217	36	1:39.425	25.029	219	43.675	156	30.721	188	219
18	3:08.917	1:53.994	216	43.964	147	30.959	189	216	37	1:39.334	24.953	219	43.644	156	30.737	189	219
19	1:39.670	25.087	219	43.834	146	30.749	188	219									

Lap	Time	SE1	SP1	SE2	SP2	SE3	SP3	TSP	Lap	Time	SE1	SP1	SE2	SP2	SE3	SP3	TSP
6 Lungstrass, DEU / Beckhusen, DEU									theoretical besttime: 1:38.686								
1	1:48.983	32.695	209	44.885	146	31.403	185	209	20	3:11.491	1:56.203	209	44.357	151	30.931	186	209
2	1:40.962	26.129	207	44.421	144	30.412	186	207	21	1:40.156	25.289	213	44.152	150	30.715	187	213
3	1:39.167	25.220	211	43.670	151	30.277	187	211	22	1:45.944	25.158	213	43.782	151	37.004		213
4	1:39.671	25.145	211	43.728	145	30.798	185	211	23	1:55.904	41.246	209	43.911	149	30.747	186	209
5	1:39.205	25.277	213	43.429	147	30.499	186	213	24	1:39.534	25.177	213	43.470	148	30.887	180	213
6	1:39.872	25.625	211	43.693	149	30.554	186	211	25	1:40.257	25.578	213	43.771	149	30.908	185	213
7	1:39.421	25.461	211	43.537	146	30.423	186	211	26	1:39.836	25.273	213	43.912	147	30.651	187	213
8	1:39.408	25.212	212	43.571	150	30.625	185	212	27	1:39.868	25.295	212	43.614	148	30.959	185	212
9	1:40.020	25.432	212	43.666	148	30.922	186	212	28	1:39.521	25.374	213	43.508	151	30.639	187	213
10	1:39.573	25.360	212	43.738	153	30.475	185	212	29	1:40.148	25.362	213	43.807	146	30.979	186	213
11	1:39.267	25.405	212	43.465	154	30.397	186	212	30	1:40.308	25.352	213	43.672	151	31.284	185	213
12	1:39.669	25.352	212	43.757	150	30.560	186	212	31	1:40.438	25.336	213	43.955	144	31.147	185	213
13	1:39.751	25.378	212	43.765	146	30.608	185	212	32	1:39.049	25.120	213	43.351	152	30.578	187	213
14	1:39.458	25.398	213	43.555	150	30.505	188	213	33	1:39.843	25.145	214	43.503	145	31.195	182	214
15	1:39.641	25.279	213	43.621	148	30.741	185	213	34	1:41.958	25.794	212	44.613	137	31.551	185	212
16	1:39.925	25.423	213	43.654	150	30.848	183	213	35	1:40.490	25.685	209	43.760	150	31.045	186	209
17	1:39.971	25.424	213	43.690	155	30.857	183	213	36	1:40.393	25.507	213	43.817	150	31.069	185	213
18	1:39.625	25.595	212	43.501	151	30.529	185	212	37	1:40.887	25.577	212	43.950	147	31.360	184	212
19	1:47.978	25.492	212	43.289	157	39.197		212									



ADAC GT4 Germany

Sector List Race 1



Provisional

Reg. Nr.: Amf-CR08/2019

Saturday, June 8, 2019 11:50:00

Red Bull Ring, Length: 4318m

Air temperature: 25.5°C

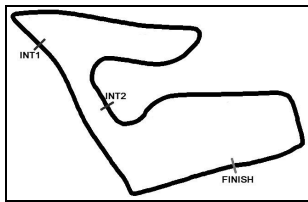
Track temperature: 37.86°C

Weather condition: Dry

Lap	Time	SE1	SP1	SE2	SP2	SE3	SP3	TSP	Lap	Time	SE1	SP1	SE2	SP2	SE3	SP3	TSP
7 Zug, DEU / Piana, ITA									theoretical besttime: 1:38.295								
1	1:54.935	35.449	179	47.620	139	31.866	187	179	20	1:38.753	24.997	217	43.262	156	30.494	188	217
2	1:41.085	25.540	217	44.417	152	31.128	186	217	21	1:38.663	24.917	217	43.241	149	30.505	189	217
3	1:40.364	25.457	216	43.990	152	30.917	186	216	22	1:38.769	24.909	217	43.433	157	30.427	189	217
4	1:39.699	25.028	217	43.797	144	30.874	187	217	23	1:38.454	24.967	217	43.140	156	30.347	189	217
5	1:40.102	24.958	219	44.270	146	30.874	188	219	24	1:38.952	24.929	218	43.489	156	30.534	189	218
6	1:40.810	24.953	217	44.910	144	30.947	188	217	25	1:38.931	24.890	218	43.345	151	30.696	187	218
7	1:40.064	25.054	218	44.198	151	30.812	188	218	26	1:39.499	25.550	217	43.485	149	30.464	189	217
8	1:40.724	25.153	205	44.752	149	30.819	187	205	27	1:39.203	24.972	217	43.727	151	30.504	189	217
9	1:40.126	25.117	213	44.226	145	30.783	188	213	28	1:38.841	24.965	217	43.455	153	30.421	189	217
10	1:40.567	25.453	217	44.290	151	30.824	188	217	29	1:38.722	24.914	217	43.346	155	30.462	188	217
11	1:39.679	25.040	217	43.862	145	30.777	189	217	30	1:38.903	24.916	217	43.509	157	30.478	188	217
12	1:39.899	25.333	216	43.705	149	30.861	187	216	31	1:39.227	24.867	219	43.812	154	30.548	188	219
13	1:40.375	25.197	216	44.249	152	30.929	186	216	32	1:38.666	24.808	218	43.376	156	30.482	188	218
14	1:39.958	25.194	216	43.994	146	30.770	188	216	33	1:39.210	24.959	217	43.830	155	30.421	189	217
15	1:43.758	25.086	216	43.966	141	34.706	188	216	34	1:38.836	24.857	218	43.376	154	30.603	189	218
16	3:10.094	1:56.058	213	43.347	160	30.689	188	213	35	1:39.307	24.944	218	43.473	159	30.890	189	218
17	1:38.562	24.939	217	43.251	156	30.372	188	217	36	1:39.063	24.990	218	43.673	155	30.400	189	218
18	1:38.588	24.909	217	43.209	156	30.470	189	217	37	1:39.200	24.846	219	43.669	160	30.685	187	219
19	1:38.670	24.899	217	43.312	154	30.459	188	217									

Lap	Time	SE1	SP1	SE2	SP2	SE3	SP3	TSP	Lap	Time	SE1	SP1	SE2	SP2	SE3	SP3	TSP
11 Mayer, DEU / Springob, DEU									theoretical besttime: 1:38.589								
1	2:06.706	49.144	201	45.882	136	31.680	184	201	20	1:39.492	25.262	213	43.314	166	30.916	186	213
2	1:41.777	25.829	211	44.811	143	31.137	185	211	21	1:39.433	25.240	214	43.409	165	30.784	186	214
3	1:41.356	25.687	211	44.625	151	31.044	185	211	22	1:39.552	25.218	213	43.431	166	30.903	186	213
4	1:40.722	25.340	213	43.980	139	31.402	185	213	23	1:40.479	25.522	214	44.016	160	30.941	185	214
5	1:40.745	25.537	212	44.245	136	30.963	186	212	24	1:40.004	25.233	214	43.792	162	30.979	185	214
6	1:40.820	25.369	214	44.526	147	30.925	187	214	25	1:39.684	25.325	212	43.445	168	30.914	186	212
7	1:42.427	25.416	212	45.920	142	31.091	185	212	26	1:39.542	25.342	213	43.356	163	30.844	186	213
8	1:40.760	25.589	212	44.424	144	30.747	186	212	27	1:39.841	25.237	213	43.555	167	31.049	185	213
9	1:40.598	25.425	213	44.292	145	30.881	186	213	28	1:39.852	25.384	213	43.429	165	31.039	186	213
10	1:40.208	25.278	214	44.041	151	30.889	186	214	29	1:39.344	25.232	213	43.393	167	30.719	186	213
11	1:40.447	25.466	213	44.230	149	30.751	187	213	30	1:39.148	25.242	214	43.338	168	30.568	187	214
12	1:40.155	25.322	214	44.112	144	30.721	187	214	31	1:39.179	25.179	213	43.282	167	30.718	186	213
13	1:40.992	25.521	214	44.449	146	31.022	185	214	32	1:39.154	25.028	214	43.287	165	30.839	186	214
14	1:40.584	25.434	213	44.069	140	31.081	185	213	33	1:39.361	25.137	214	43.539	163	30.685	187	214
15	1:46.824	25.276	214	44.114	148	37.434	188	214	34	1:39.160	25.096	215	43.403	165	30.661	186	215
16	3:12.421	1:56.972	209	44.248	165	31.201	184	209	35	1:39.687	25.559	205	43.553	168	30.575	187	205
17	1:40.429	25.539	214	43.713	162	31.177	183	214	36	1:39.062	25.079	215	43.449	167	30.534	187	215
18	1:39.980	25.530	213	43.358	162	31.092	185	213	37	1:38.694	25.133	214	43.148	168	30.413	188	214
19	1:39.766	25.324	214	43.454	162	30.988	185	214									

Lap	Time	SE1	SP1	SE2	SP2	SE3	SP3	TSP	Lap	Time	SE1	SP1	SE2	SP2	SE3	SP3	TSP
14 Grotstollen, DEU / Braun, DEU									theoretical besttime: 1:38.467								
1	1:46.260	30.877	210	44.358	152	31.025	186	210	20	1:39.915	25.154	219	43.840	144	30.921	190	219
2	1:39.646	25.347	215	43.368	153	30.931	187	215	21	1:39.183	24.986	218	43.534	144	30.663	190	218
3	1:39.595	25.182	217	43.392	148	31.021	186	217	22	1:39.421	24.861	219	43.852	146	30.708	189	219
4	1:39.472	25.107	217	43.574	155	30.791	186	217	23	1:39.017	24.868	218	43.557	148	30.592	189	218
5	1:39.845	24.984	217	43.956	150	30.905	187	217	24	1:38.949	24.824	220	43.440	147	30.685	190	220
6	1:39.070	25.147	217	43.283	156	30.640	188	217	25	1:39.296	24.851	220	43.432	138	31.013	189	220
7	1:38.881	25.014	218	43.284	154	30.583	187	218	26	1:39.115	24.769	219	43.686	143	30.660	190	219
8	1:39.712	25.076	217	43.555	156	31.081	183	217	27	1:40.105	24.885	218	44.360	151	30.860	190	218
9	1:39.387	25.061	218	43.608	155	30.718	187	218	28	1:39.555	24.862	218	43.785	147	30.908	191	218
10	1:39.310	24.915	218	43.565	155	30.830	187	218	29	1:39.271	24.881	220	43.515	139	30.875	190	220
11	1:39.451	25.166	217	43.470	159	30.815	188	217	30	1:39.487	24.936	219	43.786	143	30.765	190	219
12	1:39.277	25.028	217	43.486	158	30.763	187	217	31	1:38.934	24.818	220	43.501	142	30.615	190	220
13	1:39.453	25.085	217	43.615	152	30.753	186	217	32	1:38.963	24.856	220	43.644	149	30.463	191	220
14	1:39.325	25.055	218	43.235	155	31.035	187	218	33	1:39.029	24.790	219	43.652	142	30.587	190	219
15	1:39.505	24.954	218	43.550	160	31.001	187	218	34	1:39.310	24.808	221	43.632	148	30.870	189	221
16	1:39.262	24.988	218	43.321	152	30.953	187	218	35	1:39.271	25.024	219	43.653	145	30.594	191	219
17	1:43.902	25.317	217	43.474	156	35.111	187	217	36	1:39.351	24.816	220	43.865	147	30.670	190	220
18	3:10.763	1:55.845	215	44.002	154	30.916	189	215	37	1:40.871	25.633	216	44.269	146	30.969	190	216
19	1:39.651	25.281	219	43.689	144	30.681	189	219									



ADAC GT4 Germany



Sector List Race 1

Provisional

Reg. Nr.: Amf-CR08/2019

Saturday, June 8, 2019 11:50:00

Red Bull Ring, Length: 4318m

Air temperature: 25.5°C

Track temperature: 37.86°C

Weather condition: Dry

Lap	Time	SE1	SP1	SE2	SP2	SE3	SP3	TSP	Lap	Time	SE1	SP1	SE2	SP2	SE3	SP3	TSP
15 Tekaat, DEU / Kovac, CRO									theoretical besttime: 1:38.287								
1	1:45.343	30.738	211	44.010	147	30.595	187	211	20	1:44.041	24.902	217	43.547	147	35.592	171	217
2	1:39.531	25.232	213	43.595	148	30.704	186	213	21	3:15.081	1:57.240	208	45.587	156	32.254	181	208
3	1:39.632	25.147	214	43.531	147	30.954	184	214	22	1:43.391	26.344	213	45.165	147	31.882	183	213
4	1:39.001	25.259	214	43.236	148	30.506	186	214	23	1:42.764	26.002	216	44.346	152	32.416	181	216
5	1:38.778	24.991	216	43.290	148	30.497	186	216	24	1:42.671	25.933	213	44.946	154	31.792	185	213
6	1:38.549	24.935	216	43.111	150	30.503	187	216	25	1:43.196	25.690	215	44.834	144	32.672	181	215
7	1:38.783	24.769	217	43.489	145	30.525	187	217	26	1:43.379	26.415	216	44.916	147	32.048	183	216
8	1:39.102	24.975	219	43.683	145	30.444	186	219	27	1:43.152	26.035	214	45.035	149	32.082	183	214
9	1:38.831	25.106	216	43.222	149	30.503	187	216	28	1:42.517	25.667	216	44.892	152	31.958	184	216
10	1:38.591	24.968	217	43.206	149	30.417	187	217	29	1:41.480	25.712	215	44.334	152	31.434	185	215
11	1:39.403	25.055	216	43.564	154	30.784	187	216	30	1:42.147	25.592	214	44.406	152	32.149	183	214
12	1:39.754	25.495	216	43.667	149	30.592	186	216	31	1:44.246	25.928	213	45.887	151	32.431	183	213
13	1:39.266	25.048	217	43.512	146	30.706	185	217	32	1:42.275	25.736	216	44.746	149	31.793	184	216
14	1:39.069	24.963	217	43.699	149	30.407	187	217	33	1:48.642	25.847	215	44.697	154	38.098		215
15	1:39.455	25.104	217	43.777	151	30.574	186	217	34	2:00.527	43.131	211	44.829	152	32.567	181	211
16	1:38.936	24.953	217	43.545	147	30.438	188	217	35	1:42.657	25.893	214	44.793	153	31.971	181	214
17	1:39.092	25.125	216	43.356	146	30.611	187	216	36	1:42.093	25.933	214	44.511	150	31.649	182	214
18	1:39.129	25.073	217	43.417	147	30.639	186	217	37	1:42.357	25.800	212	44.828	150	31.729	185	212
19	1:39.161	25.000	217	43.465	149	30.696	187	217									

Lap	Time	SE1	SP1	SE2	SP2	SE3	SP3	TSP	Lap	Time	SE1	SP1	SE2	SP2	SE3	SP3	TSP
17 Hadergasser, DEU / Still, DEU									theoretical besttime: 1:38.592								
1	1:57.026	36.356	199	47.774	131	32.896	180	199	20	1:39.111	25.235	213	43.258	152	30.618	186	213
2	1:43.405	26.215	209	45.115	136	32.075	182	209	21	1:38.890	25.116	213	43.340	156	30.434	186	213
3	1:43.985	25.951	209	45.438	138	32.596	181	209	22	1:39.050	25.047	213	43.242	157	30.761	186	213
4	1:43.271	25.953	202	44.958	151	32.360	182	202	23	1:39.554	25.605	213	43.460	155	30.489	186	213
5	1:42.684	25.823	211	44.726	150	32.135	182	211	24	1:39.249	25.204	214	43.576	154	30.469	186	214
6	1:43.253	25.768	211	44.997	135	32.488	182	211	25	1:39.311	25.324	213	43.506	154	30.481	186	213
7	1:42.531	26.134	211	44.593	150	31.804	183	211	26	1:38.886	25.098	213	43.402	156	30.386	187	213
8	1:42.092	25.977	210	44.306	147	31.809	183	210	27	1:39.138	25.156	213	43.434	157	30.548	187	213
9	1:42.828	25.791	210	44.844	144	32.193	179	210	28	1:38.842	25.071	214	43.338	155	30.433	187	214
10	1:42.824	26.044	210	44.509	152	32.271	182	210	29	1:38.950	25.173	214	43.398	154	30.379	188	214
11	1:42.821	25.936	210	44.496	150	32.389	181	210	30	1:39.006	25.176	215	43.468	156	30.362	187	215
12	1:43.954	25.894	210	45.429	157	32.631	182	210	31	1:39.144	25.190	215	43.441	154	30.513	187	215
13	1:42.928	26.056	209	44.917	144	31.955	183	209	32	1:39.026	25.126	215	43.429	157	30.471	188	215
14	1:42.710	25.768	209	44.767	147	32.175	183	209	33	1:40.457	25.290	215	44.021	152	31.146	184	215
15	1:49.660	26.050	209	45.284	150	38.326		209	34	1:54.397	39.794	204	43.857	156	30.746	185	204
16	3:10.012	1:55.633	209	44.000	151	30.379	186	209	35	1:39.066	25.168	214	43.325	155	30.573	187	214
17	1:38.878	25.095	213	43.480	154	30.303	186	213	36	1:39.445	25.303	214	43.499	160	30.643	186	214
18	1:38.766	25.052	214	43.272	157	30.442	186	214	37	1:40.028	25.527	212	43.866	156	30.635	185	212
19	1:38.843	25.143	213	43.299	156	30.401	188	213									

Lap	Time	SE1	SP1	SE2	SP2	SE3	SP3	TSP	Lap	Time	SE1	SP1	SE2	SP2	SE3	SP3	TSP
18 Thoma, CHE / Lesoudier, FRA									theoretical besttime: 1:43.528								
1	1:54.801	34.602	200	47.506	140	32.693	173	200	3	1:43.528	26.195	205	45.298	140	32.035	179	205
2	1:44.715	26.810	207	45.712	139	32.193	180	207	4	1:56.533	26.990	201	47.914	134	41.629		201

Lap	Time	SE1	SP1	SE2	SP2	SE3	SP3	TSP	Lap	Time	SE1	SP1	SE2	SP2	SE3	SP3	TSP
19 Viebahn, DEU / Lappalainen, FIN									theoretical besttime: 1:39.350								
1	1:51.440	34.742	199	45.447	145	31.251	185	199	18	3:11.875	1:56.954	207	44.148	152	30.773	184	207
2	1:42.315	25.658	211	45.080	142	31.577	183	211	19	1:39.843	25.267	210	43.906	153	30.670	183	210
3	1:40.460	25.627	209	44.132	149	30.701	185	209	20	1:40.019	25.249	211	44.152	153	30.618	184	211
4	1:40.338	25.549	209	44.017	142	30.772	184	209	21	1:39.684	25.210	210	43.975	152	30.499	186	210
5	1:40.369	25.602	209	43.947	146	30.820	183	209	22	1:39.810	25.159	210	43.940	150	30.711	185	210
6	1:40.259	25.546	211	43.898	147	30.815	185	211	23	1:39.570	25.222	211	43.873	149	30.475	185	211
7	1:40.261	25.462	210	44.139	146	30.660	183	210	24	1:39.783	25.237	211	43.922	150	30.624	184	211
8	1:40.568	25.487	210	44.050	143	31.031	182	210	25	1:39.767	25.265	211	43.961	151	30.541	185	211
9	1:40.547	25.687	211	43.952	148	30.908	185	211	26	1:39.718	25.284	210	43.895	149	30.539	185	210
10	1:40.876	25.962	209	44.027	142	30.887	185	209	27	1:39.811	25.262	210	44.000	152	30.549	185	210
11	1:40.403	25.510	209	43.971	140	30.922	184	209	28	1:39.554	25.267	211	43.776	150	30.511	186	211
12	1:40.852	25.732	210	44.220	140	30.900	185	210	29	1:39.551	25.137	211	43.832	154	30.582	185	211
13	1:40.520	25.376	210	44.238	139	30.906	185	210	30	1:39.589	25.213	212	43.939	152	30.437	185	212
14	1:40.127	25.220	211	43.999	148	30.908	185	211	31	1:40.330	25.304	211	44.373	151	30.653	185	211
15	1:40.495	25.500	210	43.939	140	31.056	183	210	32	1:39.667	25.158	211	43.869	151	30.640	185	211
16	1:40.332	25.383	211	43.905	146	31.044	184	211	33	1:39.738	25.249	212	43.953	149	30.536	185	212





ADAC GT4 Germany



Sector List Race 1

Provisional

Reg. Nr.: Amf-CR08/2019

Saturday, June 8, 2019 11:50:00

Red Bull Ring, Length: 4318m

Air temperature: 25.5°C

Track temperature: 37.86°C

Weather condition: Dry

Lap	Time	SE1	SP1	SE2	SP2	SE3	SP3	TSP	Lap	Time	SE1	SP1	SE2	SP2	SE3	SP3	TSP
17	1:45.214	25.618	210	44.084	144	35.512		210	34								

21 Schöll, AUT / van Parijs, BEL

theoretical besttime: 1:39.793

1	1:54.219	35.077	202	46.729	140	32.413	178	202	20	1:40.216	25.379	212	44.084	150	30.753	185	212
2	1:44.076	25.799	211	45.574	148	32.703	177	211	21	1:40.262	25.365	212	44.070	152	30.827	185	212
3	1:42.229	26.157	206	44.833	156	31.239	182	206	22	1:40.275	25.333	212	43.904	153	31.038	184	212
4	1:41.320	25.862	212	44.229	154	31.229	183	212	23	1:40.396	25.377	213	44.196	154	30.823	185	213
5	1:41.271	25.710	210	44.391	158	31.170	182	210	24	1:40.844	25.286	214	44.519	145	31.039	186	214
6	1:41.353	25.707	210	44.367	156	31.279	183	210	25	1:40.523	25.338	214	44.266	155	30.919	186	214
7	1:41.147	25.624	211	44.409	160	31.114	184	211	26	1:40.263	25.239	213	44.154	152	30.870	185	213
8	1:41.548	25.571	211	44.718	162	31.259	183	211	27	1:40.347	25.464	212	44.027	152	30.856	185	212
9	1:41.145	25.525	212	44.553	161	31.067	183	212	28	1:40.395	25.424	213	44.153	153	30.818	184	213
10	1:41.210	25.861	211	44.451	161	30.898	185	211	29	1:40.540	25.622	212	44.101	152	30.817	186	212
11	1:41.230	25.492	211	44.472	160	31.266	184	211	30	1:40.317	25.341	213	43.983	148	30.993	182	213
12	1:41.022	25.596	211	44.453	159	30.973	184	211	31	1:40.413	25.374	213	44.220	147	30.819	184	213
13	1:41.059	25.772	210	44.414	160	30.873	184	210	32	1:40.240	25.218	213	44.220	148	30.802	186	213
14	1:41.071	25.514	212	44.471	156	31.086	183	212	33	1:40.878	25.378	213	44.155	150	31.345	180	213
15	1:41.316	25.638	211	44.667	160	31.011	183	211	34	1:41.515	26.355	211	44.240	149	30.920	186	211
16	1:46.089	25.537	212	44.832	151	35.720		212	35	1:40.378	25.363	213	44.270	150	30.745	186	213
17	3:12.586	1:56.624	209	44.922	154	31.040	183	209	36	1:40.235	25.461	213	44.103	150	30.671	186	213
18	1:40.692	25.561	213	44.293	150	30.838	184	213	37	1:40.470	25.565	213	44.117	151	30.788	187	213
19	1:40.598	25.371	213	44.211	150	31.016	183	213									

22 Kasperlik, DEU / Kern, DEU

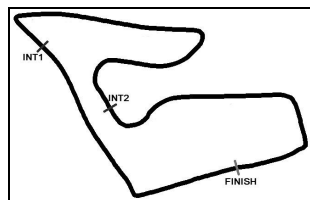
theoretical besttime: 1:38.795

1	1:50.939	34.084	192	45.643	151	31.212	184	192	19	1:39.737	25.410	214	43.766	160	30.561	187	214
2	1:43.401	25.576	212	45.838	141	31.987	180	212	20	1:39.881	25.496	213	43.693	162	30.692	186	213
3	1:40.742	25.888	211	43.993	149	30.861	183	211	21	1:39.292	25.120	214	43.644	161	30.528	186	214
4	1:40.153	25.423	212	43.939	150	30.791	185	212	22	2:07.271	25.441	198	47.061	133	54.769		198
5	1:40.123	25.390	213	43.934	149	30.799	185	213	23	2:44.017	1:29.483	211	43.940	162	30.594	186	211
6	1:40.946	25.471	214	44.668	152	30.807	185	214	24	1:39.106	25.017	215	43.567	162	30.522	186	215
7	1:40.225	25.474	213	43.955	150	30.796	185	213	25	1:39.416	25.012	216	43.856	163	30.548	186	216
8	1:40.802	25.508	215	44.580	150	30.714	184	215	26	1:39.007	25.156	214	43.470	161	30.381	188	214
9	1:40.316	25.469	214	44.098	150	30.749	185	214	27	1:39.076	25.088	215	43.492	162	30.496	186	215
10	1:50.683	35.745	203	44.016	150	30.922	182	203	28	1:39.258	25.045	216	43.619	162	30.594	187	216
11	1:41.036	25.773	211	44.113	148	31.150	184	211	29	1:39.477	25.087	216	43.752	164	30.638	186	216
12	1:40.425	25.493	213	44.172	147	30.760	184	213	30	1:41.698	24.944	217	45.475	165	31.279	185	217
13	1:40.746	25.651	212	44.152	147	30.943	183	212	31	1:39.410	25.179	214	43.765	161	30.466	187	214
14	1:40.743	25.647	212	44.132	147	30.964	183	212	32	1:39.309	25.077	216	43.658	162	30.574	185	216
15	1:44.870	25.757	211	44.090	147	35.023		211	33	1:39.962	25.055	216	44.225	158	30.682	185	216
16	3:12.931	1:58.228	211	44.029	165	30.674	187	211	34	1:39.630	25.244	215	43.767	161	30.619	187	215
17	1:39.804	25.412	213	43.673	163	30.719	184	213	35	1:39.726	25.165	215	43.889	163	30.672	185	215
18	1:40.121	25.260	215	43.905	166	30.956	182	215	36	1:39.540	25.077	216	43.607	160	30.856	186	216

23 Kraihamer, AUT / Kofler, AUT

theoretical besttime: 1:38.810

1	1:49.492	33.747	202	44.776	151	30.969	183	202	20	1:39.376	25.440	205	43.402	159	30.534	182	205
2	1:40.929	25.809	206	44.449	154	30.671	183	206	21	1:39.458	25.559	205	43.544	154	30.355	184	205
3	1:40.515	25.774	204	43.847	162	30.894	181	204	22	1:38.994	25.459	204	43.295	157	30.240	183	204
4	1:40.043	25.753	204	43.629	160	30.661	181	204	23	1:39.287	25.493	205	43.538	154	30.256	182	205
5	1:39.865	25.673	205	43.701	158	30.491	182	205	24	1:39.173	25.379	206	43.506	155	30.288	183	206
6	1:39.632	25.646	205	43.483	162	30.503	183	205	25	1:39.105	25.591	205	43.323	154	30.191	183	205
7	1:39.761	25.489	205	43.757	160	30.515	183	205	26	1:39.260	25.619	205	43.390	157	30.251	184	205
8	1:39.766	25.517	206	43.528	162	30.721	183	206	27	1:39.172	25.389	205	43.535	155	30.248	184	205
9	1:39.680	25.578	206	43.604	159	30.498	183	206	28	1:39.233	25.535	205	43.453	157	30.245	183	205
10	1:39.596	25.560	206	43.564	158	30.472	184	206	29	1:39.397	25.594	205	43.356	156	30.447	183	205
11	1:40.294	25.538	205	43.669	162	31.087	181	205	30	1:39.665	25.542	205	43.596	157	30.527	182	205
12	1:40.179	25.752	205	43.653	159	30.774	182	205	31	1:38.964	25.520	207	43.307	155	30.137	184	207
13	1:40.080	25.616	205	43.781	162	30.683	182	205	32	1:39.424	25.465	206	43.686	153	30.273	185	206
14	1:40.552	25.720	205	43.988	161	30.844	183	205	33	1:39.850	25.427	207	43.757	160	30.666	184	207
15	1:40.240	25.668	205	43.864	159	30.708	183	205	34	1:41.122	25.396	207	44.585	164	31.141	181	207
16	1:45.329	25.517	206	43.652	154	36.160		206	35	1:39.549	25.577	206	43.419	159	30.553	186	206
17	3:16.287	2:02.191	200	43.702	155	30.394	183	200	36	1:39.868	25.468	207	44.074	153	30.326	185	207
18	1:39.220	25.648	205	43.294	158	30.278	183	205	37	1:40.158	25.709	205	43.929	153	30.520	182	205
19	1:39.508	25.524	205	43.639	154	30.345	183	205									



ADAC GT4 Germany

Sector List Race 1



Provisional

Reg. Nr.: Amf-CR08/2019

Red Bull Ring, Length: 4318m

Air temperature: 25.5°C

Track temperature: 37.86°C

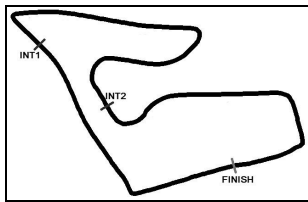
Weather condition: Dry

Saturday, June 8, 2019 11:50:00

Lap	Time	SE1	SP1	SE2	SP2	SE3	SP3	TSP	Lap	Time	SE1	SP1	SE2	SP2	SE3	SP3	TSP
24 Siljehaug, NOR / Angermayr, AUT									theoretical besttime: 1:38.750								
1	1:46.939	32.296	204	43.525	167	31.118	178	204	20	3:16.018	2:00.683	198	44.611	149	30.724	183	198
2	1:39.312	25.587	206	43.320	165	30.405	184	206	21	1:40.378	25.596	206	44.055	145	30.727	183	206
3	1:39.442	25.534	205	43.484	160	30.424	184	205	22	1:39.875	25.605	206	43.767	152	30.503	183	206
4	1:39.986	25.529	206	43.788	154	30.669	182	206	23	1:40.123	25.509	207	43.885	149	30.729	180	207
5	1:39.563	25.606	204	43.568	165	30.389	183	204	24	1:40.090	25.467	208	43.942	150	30.681	183	208
6	1:39.320	25.444	207	43.739	163	30.137	185	207	25	1:41.439	25.942	206	44.370	162	31.127	180	206
7	1:38.994	25.421	206	43.309	165	30.264	182	206	26	1:39.950	25.594	206	43.809	149	30.547	184	206
8	1:39.713	25.438	205	43.765	153	30.510	183	205	27	1:40.921	25.632	205	44.465	142	30.824	183	205
9	1:39.297	25.507	206	43.534	157	30.256	184	206	28	1:39.786	25.509	206	43.802	148	30.475	184	206
10	1:39.254	25.496	206	43.526	163	30.232	184	206	29	1:40.346	25.535	207	44.009	147	30.802	180	207
11	1:39.482	25.558	206	43.558	163	30.366	183	206	30	1:41.297	25.737	205	44.760	139	30.800	183	205
12	1:39.446	25.440	206	43.627	165	30.379	183	206	31	1:39.959	25.568	209	43.911	146	30.480	184	209
13	1:39.472	25.461	206	43.629	161	30.382	184	206	32	1:40.989	25.423	209	44.961	148	30.605	183	209
14	1:39.499	25.489	206	43.705	167	30.305	184	206	33	1:39.965	25.372	208	44.074	146	30.519	184	208
15	1:39.172	25.412	206	43.556	168	30.204	185	206	34	1:40.569	25.398	209	44.115	146	31.056	183	209
16	1:39.186	25.449	207	43.507	164	30.230	184	207	35	1:40.316	25.758	203	43.963	143	30.595	184	203
17	1:39.495	25.304	207	43.668	163	30.523	183	207	36	1:40.211	25.469	207	44.174	147	30.568	184	207
18	1:39.584	25.353	207	43.787	161	30.444	183	207	37	1:40.283	25.590	207	43.833	145	30.860	183	207
19	1:43.946	25.445	208	43.861	163	34.640		208									

Lap	Time	SE1	SP1	SE2	SP2	SE3	SP3	TSP	Lap	Time	SE1	SP1	SE2	SP2	SE3	SP3	TSP
33 Fagg, GBR / Benyahia, MAR									theoretical besttime: 1:38.112								
1	1:48.778	33.140	208	44.684	138	30.954	190	208	20	1:42.619	24.798	223	43.044	147	34.777		223
2	1:38.951	24.946	223	43.362	150	30.643	191	223	21	3:25.090	2:10.893	220	43.720	146	30.477	192	220
3	1:38.673	24.851	220	43.353	152	30.469	190	220	22	1:39.157	24.893	221	43.373	156	30.891	190	221
4	1:38.907	24.954	221	43.206	150	30.747	191	221	23	1:38.754	25.008	222	43.225	158	30.521	192	222
5	1:38.804	24.889	222	43.347	150	30.568	191	222	24	1:38.516	24.829	224	43.208	155	30.479	192	224
6	1:38.476	24.888	221	43.090	150	30.498	191	221	25	1:39.155	24.872	222	43.590	146	30.693	190	222
7	1:38.436	24.983	221	43.119	152	30.334	191	221	26	1:38.930	24.921	222	43.472	150	30.537	193	222
8	1:38.784	24.830	222	43.389	150	30.565	191	222	27	1:40.229	24.867	223	44.019	144	31.343	189	223
9	1:38.515	24.858	223	43.273	149	30.384	191	223	28	1:39.375	25.119	222	43.495	149	30.761	190	222
10	1:38.415	24.807	222	43.108	146	30.500	191	222	29	1:39.264	25.096	223	43.544	150	30.624	192	223
11	1:38.990	24.827	222	43.447	150	30.716	193	222	30	1:39.334	24.916	223	43.669	149	30.749	193	223
12	1:38.881	25.138	221	43.187	152	30.556	191	221	31	1:38.898	24.904	224	43.429	143	30.565	192	224
13	1:38.613	24.868	221	43.208	149	30.537	191	221	32	1:39.097	24.915	224	43.568	151	30.614	192	224
14	1:38.768	24.958	221	43.341	152	30.469	189	221	33	1:39.052	24.884	223	43.488	147	30.680	193	223
15	1:38.477	24.864	219	43.149	149	30.464	191	219	34	1:39.564	25.143	221	43.828	155	30.593	192	221
16	1:38.487	24.898	221	43.007	154	30.582	191	221	35	1:38.883	24.941	223	43.584	151	30.358	193	223
17	1:38.639	24.821	221	43.351	150	30.467	192	221	36	1:39.277	24.835	223	43.772	149	30.670	194	223
18	1:38.625	24.771	222	43.088	153	30.766	191	222	37	1:39.306	25.090	223	43.616	149	30.600	192	223
19	1:38.802	24.921	222	43.401	148	30.480	191	222									

Lap	Time	SE1	SP1	SE2	SP2	SE3	SP3	TSP	Lap	Time	SE1	SP1	SE2	SP2	SE3	SP3	TSP
36 Suabo, DEU / Woller, DEU									theoretical besttime: 1:39.802								
1	1:54.731	35.038	198	47.572	135	32.121	182	198	20	1:40.623	25.650	211	44.290	135	30.683	184	211
2	1:43.483	26.436	211	45.213	138	31.834	180	211	21	1:40.831	25.626	211	44.468	132	30.737	185	211
3	1:42.672	26.192	211	45.221	145	31.259	185	211	22	1:40.993	25.497	212	44.267	133	31.229	183	212
4	1:41.604	25.607	210	44.894	146	31.103	183	210	23	1:40.361	25.388	213	44.199	136	30.774	185	213
5	1:41.326	25.520	213	44.745	149	31.061	184	213	24	1:40.578	25.568	212	44.318	136	30.692	185	212
6	1:41.816	25.840	213	44.729	150	31.247	183	213	25	1:41.090	25.843	212	44.552	136	30.695	185	212
7	1:41.723	25.971	212	44.461	145	31.291	184	212	26	1:40.947	25.527	212	44.516	136	30.904	185	212
8	1:41.287	25.747	212	44.517	147	31.023	184	212	27	1:40.787	25.540	212	44.515	137	30.732	186	212
9	1:41.018	25.469	213	44.524	147	31.025	184	213	28	1:40.587	25.526	213	44.578	140	30.483	185	213
10	1:41.562	25.831	213	44.566	147	31.165	185	213	29	1:40.428	25.526	212	44.338	137	30.564	185	212
11	1:41.127	25.328	213	44.439	140	31.360	184	213	30	1:40.669	25.531	213	44.426	139	30.712	186	213
12	1:41.565	25.812	212	44.503	147	31.250	186	212	31	1:40.433	25.469	213	44.424	146	30.540	187	213
13	1:41.091	25.299	213	44.781	145	31.011	185	213	32	1:40.251	25.235	213	44.417	139	30.599	187	213
14	1:41.296	25.444	213	44.374	148	31.478	185	213	33	1:41.112	25.244	214	45.109	144	30.759	186	214
15	1:45.582	25.422	213	44.084	141	36.076		213	34	1:41.262	25.805	206	44.775	140	30.682	186	206
16	3:14.617	1:58.954	207	44.609	139	31.054	184	207	35	1:40.666	25.345	213	44.770	141	30.551	187	213
17	1:45.871	25.351	212	44.442	142	36.078		212	36	1:40.871	25.401	213	44.778	138	30.692	186	213
18	1:56.485	41.147	209	44.408	133	30.930	185	209	37	1:40.701	25.482	212	44.577	142	30.642	185	212
19	1:41.225	25.595	211	44.776	137	30.854	185	211									



ADAC GT4 Germany

Sector List Race 1



Provisional

Reg. Nr.: Amf-CR08/2019

Saturday, June 8, 2019 11:50:00

Red Bull Ring, Length: 4318m

Air temperature: 25.5°C

Track temperature: 37.86°C

Weather condition: Dry

Lap	Time	SE1	SP1	SE2	SP2	SE3	SP3	TSP	Lap	Time	SE1	SP1	SE2	SP2	SE3	SP3	TSP
48	Trefz, DEU / Haber, AUS								theoretical besttime: 1:41.035								
1	1:51.111	34.288	202	45.589	144	31.234	183	202	4	3:48.964	2:31.786	183	45.699	145	31.479	177	183
2	1:44.188	25.622	210	44.179	157	34.387	160	210	5	1:42.397	26.285	200	44.760	147	31.352	178	200
3	1:47.565	27.509	199	44.420	152	35.636		199	6		26.075	199					199

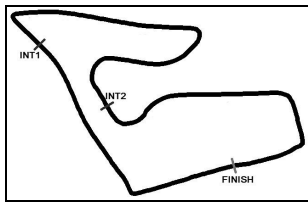
59	Martin-Dye, GBR / Krebs, DNK								theoretical besttime:							
1	2:02.693	33.066	202	47.460	147	42.167		202								

66	Davidovac, DEU / Dziwok, POL								theoretical besttime: 1:40.555								
1	1:54.545	34.556	201	46.985	144	33.004	178	201	19	3:13.528	1:56.207	209	45.414	145	31.907	182	209
2	1:43.166	25.631	214	45.744	150	31.791	181	214	20	1:43.828	26.039	211	45.565	143	32.224	180	211
3	1:41.740	25.862	211	44.532	148	31.346	183	211	21	1:42.891	26.161	210	44.667	144	32.063	181	210
4	1:41.039	25.578	211	44.128	146	31.333	183	211	22	1:42.046	25.865	211	44.612	140	31.569	183	211
5	1:40.971	25.617	211	44.258	146	31.096	184	211	23	1:43.015	26.044	211	45.127	142	31.844	182	211
6	1:41.261	25.632	212	44.288	140	31.341	185	212	24	1:42.015	25.792	212	44.631	143	31.592	182	212
7	1:40.932	25.478	212	44.287	143	31.167	184	212	25	1:41.717	25.777	211	44.540	147	31.400	184	211
8	1:41.175	25.595	212	44.166	140	31.414	184	212	26	1:41.695	25.646	211	44.497	143	31.552	183	211
9	1:41.448	25.733	211	44.285	142	31.430	184	211	27	1:41.424	25.742	212	44.356	143	31.326	183	212
10	1:40.999	25.664	212	44.145	148	31.190	184	212	28	1:41.752	25.654	213	44.511	149	31.587	183	213
11	1:41.240	25.634	211	44.294	141	31.312	180	211	29	1:41.195	25.805	211	44.065	145	31.325	184	211
12	1:42.596	26.595	209	44.619	143	31.382	184	209	30	1:41.734	25.667	213	44.480	142	31.587	183	213
13	1:41.278	25.594	212	44.453	146	31.231	183	212	31	1:45.636	25.689	212	44.716	147	35.231		212
14	1:41.321	25.617	212	44.229	144	31.475	181	212	32	1:57.062	41.135	211	44.468	146	31.459	183	211
15	1:41.209	25.449	212	44.241	147	31.519	183	212	33	1:41.854	25.898	212	44.648	147	31.308	184	212
16	1:42.051	25.561	212	44.786	142	31.704	179	212	34	1:43.511	25.801	212	45.412	147	32.298	185	212
17	1:41.893	25.934	213	44.527	145	31.432	183	213	35	1:41.657	25.641	213	44.468	150	31.548	182	213
18	1:48.109	25.394	215	44.672	143	38.043		215	36	1:41.805	25.904	212	44.456	143	31.445	184	212

69	Dörr, DEU / Trebing, USA								theoretical besttime: 1:48.280								
1	2:00.577	38.110	183	49.061	136	33.406	165	183	3	1:52.998	28.010	184	47.357	136	37.631		184
2	1:50.131	28.779	183	48.439	142	32.913	167	183									

77	Wankmüller, DEU / Heinemann, DEU								theoretical besttime: 1:39.721								
1	1:53.480	34.886	179	45.928	135	32.666	182	179	7	1:40.463	25.401	212	44.033	149	31.029	183	212
2	1:41.491	25.856	208	44.177	147	31.458	181	208	8	1:40.240	25.648	211	43.856	151	30.736	185	211
3	1:40.447	25.689	211	43.877	150	30.881	185	211	9	1:40.293	25.592	213	43.859	145	30.842	186	213
4	1:40.151	25.524	211	43.768	150	30.859	185	211	10	1:42.767	25.919	209	45.444	150	31.404	183	209
5	1:40.184	25.488	209	43.765	156	30.931	184	209	11	1:42.974	25.706	208	44.552	150	32.716	163	208
6	1:39.948	25.248	213	43.992	157	30.708	187	213	12		31.418	136					136

99	Owega, DEU / Owega, DEU								theoretical besttime: 1:39.055								
1	1:48.109	32.551	208	44.820	148	30.738	186	208	20	1:39.488	25.292	212	43.750	156	30.446	186	212
2	1:40.448	25.359	211	44.420	150	30.669	186	211	21	1:39.949	25.205	211	44.149	158	30.595	185	211
3	1:40.292	25.307	210	44.316	146	30.669	187	210	22	1:39.314	25.155	212	43.632	154	30.527	185	212
4	1:39.550	25.229	211	43.586	151	30.735	186	211	23	1:39.663	25.206	211	43.875	158	30.582	185	211
5	1:39.446	25.230	211	43.462	148	30.754	184	211	24	1:39.640	25.215	213	43.848	162	30.577	185	213
6	1:40.598	25.907	211	44.059	149	30.632	186	211	25	1:40.792	25.293	212	44.127	161	31.372	179	212
7	1:39.741	25.356	211	43.789	151	30.596	184	211	26	1:40.377	26.034	211	43.682	157	30.661	185	211
8	1:39.597	25.255	211	43.508	152	30.834	186	211	27	1:40.070	25.326	212	44.156	157	30.588	185	212
9	1:39.477	25.228	211	43.473	152	30.776	186	211	28	1:39.553	25.147	213	43.794	156	30.612	185	213
10	1:39.479	25.382	212	43.532	152	30.565	186	212	29	1:39.921	25.263	213	43.911	158	30.747	184	213
11	1:39.750	25.198	212	43.681	153	30.871	186	212	30	1:40.373	25.458	213	44.279	159	30.636	185	213
12	1:39.602	25.284	211	43.674	150	30.644	186	211	31	1:40.145	25.293	212	44.070	157	30.782	184	212
13	1:39.805	25.233	212	43.862	150	30.710	185	212	32	1:39.891	25.464	212	43.818	159	30.609	185	212
14	1:40.034	25.474	198	43.943	148	30.617	186	198	33	1:40.206	25.290	212	44.366	162	30.550	186	212
15	1:39.895	25.351	204	43.819	153	30.725	186	204	34	1:41.012	25.288	212	44.847	162	30.877	185	212
16	1:43.464	25.280	213	43.716	150	34.468		213	35	1:39.739	25.264	212	43.892	160	30.583	186	212
17	3:12.791	1:58.141	206	43.981	156	30.669	184	206	36	1:39.833	25.312	213	43.777	157	30.744	185	213
18	1:39.983	25.323	212	43.900	159	30.760	185	212	37	1:40.110	25.418	212	43.955	158	30.737	185	212
19	1:39.648	25.338	211	43.811	145	30.499	184	211									



ADAC GT4 Germany

Pit Stops Race 1

Provisional



Reg. Nr.: Amf-CR08/2019

Saturday, June 8, 2019 11:50:00

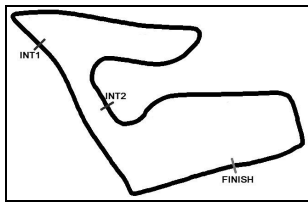
Red Bull Ring, Length: 4318m

Air temperature: 25.5°C

Track temperature: 37.86°C

Weather condition: Dry

Nr	Driver in	Day time in	Time in	Driver out	Day time out	Time out	Nett Time
11	Oliver Mayer	11:55:29.532	22.745				
59	Fred Martin-Dye	11:57:03.738	1:56.951				
48	Luca-Sandro Trefz	12:00:24.873	5:18.086	Luca-Sandro Trefz	12:02:34.993	7:28.206	2:10.120
69	Phil Dörr	12:00:45.828	5:39.041				
18	Florian Thoma	12:02:21.659	7:14.872				
7	Marius Zug	12:20:24.267	25:17.480	Marius Zug	12:22:01.237	26:54.450	1:36.970
22	Jan Kasperlik	12:20:38.225	25:31.438	Lars Kern	12:22:17.258	27:10.471	1:39.033
36	Markus Suabo	12:20:44.810	25:38.023	Markus Suabo	12:22:21.762	27:14.975	1:36.952
11	Oliver Mayer	12:20:46.693	25:39.906	Jan Philipp Springob	12:22:24.649	27:17.862	1:37.956
17	Horst Hadergasser	12:21:07.737	26:00.950	Hendrik Still	12:22:43.772	27:36.985	1:36.035
99	Hamza Owega	12:21:51.478	26:44.691	Jusuf Owega	12:23:29.924	28:23.137	1:38.446
23	Laura Kraihamer	12:21:57.989	26:51.202	Reinhard Kofler	12:23:40.724	28:33.937	1:42.735
21	Constantin Schöll	12:22:23.437	27:16.650	Constantin Schöll	12:24:00.283	28:53.496	1:36.846
14	Stepan Grotstollen	12:23:23.544	28:16.757	Georg Braun	12:24:59.385	29:52.598	1:35.841
3	Michael Fischer	12:23:29.704	28:22.917	Claudia Hürtgen	12:25:05.517	29:58.730	1:35.813
19	Jörg Viebahn	12:23:47.178	28:40.391	Joonas Lappalainen	12:25:24.703	30:17.916	1:37.525
36	Markus Suabo	12:25:44.548	30:37.761	Markus Suabo	12:26:06.200	30:59.413	21.652
66	Daniel Davidovac	12:25:47.762	30:40.975	Franz Dziwok	12:27:25.174	32:18.387	1:37.412
2	Michael Schrey	12:26:37.858	31:31.071	Thomas Jäger	12:28:13.640	33:06.853	1:35.782
24	Mads Siljehaug	12:26:42.990	31:36.203	Eike Angermayr	12:28:24.023	33:17.236	1:41.033
6	Markus Lungstrass	12:26:53.271	31:46.484	Mike Beckhusen	12:28:29.615	33:22.828	1:36.344
33	Charlie Fagg	12:28:09.604	33:02.817	Michael Benyahia	12:30:01.614	34:54.827	1:52.010
15	Franjo Kovac	12:28:15.377	33:08.590	Thomas Tekaats	12:29:51.447	34:44.660	1:36.070
6	Mike Beckhusen	12:33:31.430	38:24.643	Mike Beckhusen	12:33:52.813	38:46.026	21.383
22	Lars Kern	12:34:16.981	39:10.194	Lars Kern	12:35:27.843	40:21.056	1:10.862
66	Franz Dziwok	12:49:31.632	54:24.845	Franz Dziwok	12:49:53.114	54:46.327	21.482
15	Thomas Tekaats	12:52:10.444	57:03.657	Thomas Tekaats	12:52:32.291	57:25.504	21.847



ADAC GT4 Germany

Top speed list Race 1

Provisional

Reg. Nr.: Amf-CR08/2019

Saturday, June 8, 2019 11:50:00



Red Bull Ring, Length: 4318m

Air temperature: 25.5°C

Track temperature: 37.86°C

Weather condition: Dry

#	Name (NAT)	Sponsor	Car name	Speed	Lap	Race time
33	Michael Benyahia (MAR)		McLaren 570s GT4	224.71	31	51:50.348
14	Georg Braun (DEU)		BMW M4 GT4	221.02	34	56:46.815
3	Claudia Hürtgen (DEU)		BMW M4 GT4	220.57	31	51:57.338
2	Michael Schrey (DEU)		BMW M4 GT4	220.12	19	30:17.224
15	Franjo Kovac (CRO)		BMW M4 GT4	219.67	8	12:04.592
7	Marius Zug (DEU)		BMW M4 GT4	219.22	5	7:21.041
22	Lars Kern (DEU)		Porsche Cayman GT4	217.45	30	52:19.488
17	Hendrik Still (DEU)		Porsche Cayman GT4	215.71	30	51:08.628
66	Daniel Davidovac (DEU)		Porsche Cayman GT4	215.28	18	29:24.258
11	Jan Philipp Springob (DEU)		Mercedes-AMG GT4	215.28	34	57:36.878
21	Glenn van Parijs (BEL)		Porsche Cayman GT4	214.42	24	41:01.616
6	Mike Beckhusen (DEU)		Audi R8 LMS GT4	214.42	33	55:49.166
36	Markus Suabo (DEU)		Mercedes-AMG GT4	214.42	33	56:33.903
77	Luke Wankmüller (DEU)		Mercedes-AMG GT4	213.57	6	9:01.001
99	Jusuf Owega (DEU)		Mercedes-AMG GT4	213.57	28	47:06.149
19	Joonas Lappalainen (FIN)		Aston Martin Vantage AMR GT4	212.30	30	50:39.574
48	Luca-Sandro Trefz (DEU)		Mercedes-AMG GT4	210.23	2	2:16.733
24	Eike Angermayr (AUT)		KTM X-Bow GT4	209.41	32	53:46.707
23	Reinhard Kofler (AUT)		KTM X-Bow GT4	207.39	31	52:08.608
18	Florian Thoma (CHE)		Aston Martin Vantage AMR GT4	207.00	2	2:21.611
59	Fred Martin-Dye (GBR)		McLaren 570s GT4	202.33	1	33.066
69	Phil Dörr (DEU)		McLaren 570s GT4	184.94	3	4:18.718