

**Spa Francorchamps**  
**Alpine ELF Europa Cup**  
**Race - 2**  
**Provisional Results**



Cls	N°	Driver	Nat	Team	Level	Category	Laps	Total Time	Gap	Interval	Km/h	Best	Time	Km/h
1	21	Marc Guillot	FRA	MILAN COMPETITION	Inter C		11	<b>28:33.911</b>			161.8	3	2:34.498	163.2
2	15	Gael Castelli	FRA	CMR	Inter C		11	<b>28:34.840</b>	0.929	0.929	161.7	2	2:34.590	163.1
3	64	Mike Parisy	FRA	CMR	Inter C		11	<b>28:47.956</b>	14.045	13.116	160.5	2	2:35.221	162.4
4	17	Jean-Baptiste Mela	FRA	AUTOSPORT GP	Inter C	Junior	11	<b>28:49.869</b>	15.958	1.913	160.3	6	2:35.550	162.0
5	29	Mateo Herrero	FRA	MILAN COMPETITION	Inter C	Junior	11	<b>28:50.173</b>	16.262	0.304	160.3	6	2:35.637	162.0
6	33	Alexandre Gadois	FRA	AUTOSPORT GP	Inter C	Junior	11	<b>28:50.812</b>	16.901	0.639	160.2	3	2:35.169	162.4
7	11	Vincent Beltoise	FRA	RACING TECHNOLOGY	Inter C		11	<b>28:51.001</b>	17.090	0.189	160.2	6	2:35.700	161.9
8	8	Nicolas Milan	FRA	MILAN COMPETITION	Inter C		11	<b>28:51.344</b>	17.433	0.343	160.1	3	2:35.700	161.9
9	69	Laurent Hurgon	FRA	AUTOSPORT GP-PATRICK ROGER	Inter C		11	<b>28:51.612</b>	17.701	0.268	160.1	2	2:35.570	162.0
10	74	Julien Neveu	FRA	AUTOSPORT GP	Inter C		11	<b>28:56.183</b>	22.272	4.571	159.7	3	2:35.455	162.1
11	9	Philippe Bourgois	FRA	MILAN COMPETITION	Inter B	Gentleman	11	<b>29:08.639</b>	34.728	12.456	158.6	5	2:37.190	160.4
12	4	Mathieu Blaise	FRA	RACING TECHNOLOGY	Inter D	Gentleman	11	<b>29:09.163</b>	35.252	0.524	158.5	10	2:37.555	160.0
13	14	Marc Sevestre	FRA	AUTOSPORT GP	Inter C	Gentleman	11	<b>29:35.001</b>	1:01.090	25.838	156.2	4	2:38.262	159.3
14	18	Pierre Macchi	FRA	AUTOSPORT GP	Inter D	Gentleman	11	<b>30:17.577</b>	1:43.666	42.576	152.5	2	2:42.573	155.0
15	7	Franc Rouxel	FRA	RACING TECHNOLOGY	Inter D	Gentleman	11	<b>31:02.999</b>	2:29.088	45.422	148.8	5	2:46.051	151.8
16	38	Luc Ceret	FRA	AUTOSPORT GP	Inter D	Gentleman	11	<b>31:11.257</b>	2:37.346	8.258	148.2	5	2:46.663	151.2
17	6	Antoine Miquel	FRA	MILAN COMPETITION	Inter C	Junior	10	<b>26:10.253</b>	1 Lap	1 Lap	160.5	3	2:35.292	162.3
18	2	Yann Zimmer	SUI	CMR	Inter C		9	<b>23:48.577</b>	2 Laps	1 Lap	158.8	6	2:36.054	161.5
<b>Not classified: (Requirements: 75% of number laps of leader = 9 Laps)</b>														
	110	Arnaud Tsamere	FRA	RACING TECHNOLOGY	Inter D	Gentleman	6	<b>17:17.502</b>	5 Laps	3 Laps	145.8	5	2:37.782	159.8

Fastest lap Marc Guillot in 2:34.498 at 163.2 Km/h in lap 3

Published at:.....

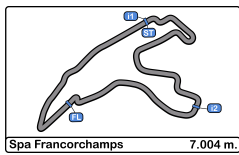
Track Temp: **27.2 °C** Air Temp: **18.8 °C** Humidity: **45 %** Track Status: **DRY**

Stewards:

Race Director:

Timekeeper:





**Spa Francorchamps**  
**Alpine ELF Europa Cup**  
**Race - 2**



**Provisional Results by Class**

Cl	N°	Driver	Nat	Team	Level	Category	Laps	Total Time	Gap	Interval	Km/h	Best	Time	Km/h
<b>Inter B</b>														
1	9	Philippe Bourgois	FRA	MILAN COMPETITION	Inter B	Gentleman	11	<b>29:08.639</b>			158.6	5	2:37.190	160.4
<b>Inter C</b>														
1	21	Marc Guillot	FRA	MILAN COMPETITION	Inter C		11	<b>28:33.911</b>			161.8	3	2:34.498	163.2
2	15	Gael Castelli	FRA	CMR	Inter C		11	<b>28:34.840</b>	0.929	0.929	161.7	2	2:34.590	163.1
3	64	Mike Parisy	FRA	CMR	Inter C		11	<b>28:47.956</b>	14.045	13.116	160.5	2	2:35.221	162.4
4	17	Jean-Baptiste Mela	FRA	AUTOSPORT GP	Inter C	Junior	11	<b>28:49.869</b>	15.958	1.913	160.3	6	2:35.550	162.0
5	29	Mateo Herrero	FRA	MILAN COMPETITION	Inter C	Junior	11	<b>28:50.173</b>	16.262	0.304	160.3	6	2:35.637	162.0
6	33	Alexandre Gadois	FRA	AUTOSPORT GP	Inter C	Junior	11	<b>28:50.812</b>	16.901	0.639	160.2	3	2:35.169	162.4
7	11	Vincent Beltoise	FRA	RACING TECHNOLOGY	Inter C		11	<b>28:51.001</b>	17.090	0.189	160.2	6	2:35.700	161.9
8	8	Nicolas Milan	FRA	MILAN COMPETITION	Inter C		11	<b>28:51.344</b>	17.433	0.343	160.1	3	2:35.700	161.9
9	69	Laurent Hurgon	FRA	AUTOSPORT GP-PATRICK ROGER	Inter C		11	<b>28:51.612</b>	17.701	0.268	160.1	2	2:35.570	162.0
10	74	Julien Neveu	FRA	AUTOSPORT GP	Inter C		11	<b>28:56.183</b>	22.272	4.571	159.7	3	2:35.455	162.1
11	14	Marc Sevestre	FRA	AUTOSPORT GP	Inter C	Gentleman	11	<b>29:35.001</b>	1:01.090	38.818	156.2	4	2:38.262	159.3
12	6	Antoine Miquel	FRA	MILAN COMPETITION	Inter C	Junior	10	<b>26:10.253</b>	1 Lap	1 Lap	160.5	3	2:35.292	162.3
13	2	Yann Zimmer	SUI	CMR	Inter C		9	<b>23:48.577</b>	2 Laps	1 Lap	158.8	6	2:36.054	161.5
<b>Inter D</b>														
1	4	Mathieu Blaise	FRA	RACING TECHNOLOGY	Inter D	Gentleman	11	<b>29:09.163</b>			158.5	10	2:37.555	160.0
2	18	Pierre Macchi	FRA	AUTOSPORT GP	Inter D	Gentleman	11	<b>30:17.577</b>	1:43.666	1:08.414	152.5	2	2:42.573	155.0
3	7	Franc Rouxel	FRA	RACING TECHNOLOGY	Inter D	Gentleman	11	<b>31:02.999</b>	2:29.088	45.422	148.8	5	2:46.051	151.8
4	38	Luc Ceret	FRA	AUTOSPORT GP	Inter D	Gentleman	11	<b>31:11.257</b>	2:37.346	8.258	148.2	5	2:46.663	151.2
<b>Not classified: (Requirements: 75% of number laps of leader = 9 Laps)</b>														
	110	Arnaud Tsamere	FRA	RACING TECHNOLOGY	Inter D	Gentleman	6	<b>17:17.502</b>	5 Laps	5 Laps	145.8	5	2:37.782	159.8

**Fastest lap Marc Guillot in 2:34.498 at 163.2 Km/h in lap 3**

Published at:.....

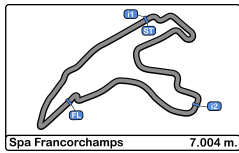
Track Temp: **27.2 °C** Air Temp: **18.8 °C** Humidity: **45 %** Track Status: **DRY**

Stewards:

Race Director:

Timekeeper:





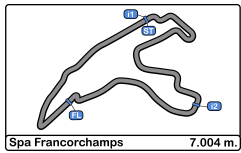
Spa Francorchamps  
Alpine ELF Europa Cup  
Race - 2



Provisional Classification by Driver Fastest Lap

Cls	N°	Driver	Nat	Team	Level	Category	Laps	Best	Time	Gap	Interval	Km/h
1	21	Marc Guillot	FRA	MILAN COMPETITION	Inter C		11	3	<b>2:34.498</b>			163.2
2	15	Gael Castelli	FRA	CMR	Inter C		11	2	<b>2:34.590</b>	0.092	0.092	163.1
3	33	Alexandre Gadois	FRA	AUTOSPORT GP	Inter C	Junior	11	3	<b>2:35.169</b>	0.671	0.579	162.4
4	64	Mike Parisy	FRA	CMR	Inter C		11	2	<b>2:35.221</b>	0.723	0.052	162.4
5	6	Antoine Miquel	FRA	MILAN COMPETITION	Inter C	Junior	10	3	<b>2:35.292</b>	0.794	0.071	162.3
6	74	Julien Neveu	FRA	AUTOSPORT GP	Inter C		11	3	<b>2:35.455</b>	0.957	0.163	162.1
7	17	Jean-Baptiste Mela	FRA	AUTOSPORT GP	Inter C	Junior	11	6	<b>2:35.550</b>	1.052	0.095	162.0
8	69	Laurent Hurgon	FRA	AUTOSPORT GP-PATRICK ROGER	Inter C		11	2	<b>2:35.570</b>	1.072	0.020	162.0
9	29	Mateo Herrero	FRA	MILAN COMPETITION	Inter C	Junior	11	6	<b>2:35.637</b>	1.139	0.067	162.0
10	11	Vincent Beltoise	FRA	RACING TECHNOLOGY	Inter C		11	6	<b>2:35.700</b>	1.202	0.063	161.9
11	8	Nicolas Milan	FRA	MILAN COMPETITION	Inter C		11	3	<b>2:35.700</b>	1.202	0.000	161.9
12	2	Yann Zimmer	SUI	CMR	Inter C		9	6	<b>2:36.054</b>	1.556	0.354	161.5
13	9	Philippe Bourgois	FRA	MILAN COMPETITION	Inter B	Gentleman	11	5	<b>2:37.190</b>	2.692	1.136	160.4
14	4	Mathieu Blaise	FRA	RACING TECHNOLOGY	Inter D	Gentleman	11	10	<b>2:37.555</b>	3.057	0.365	160.0
15	110	Arnaud Tsamere	FRA	RACING TECHNOLOGY	Inter D	Gentleman	6	5	<b>2:37.782</b>	3.284	0.227	159.8
16	14	Marc Sevestre	FRA	AUTOSPORT GP	Inter C	Gentleman	11	4	<b>2:38.262</b>	3.764	0.480	159.3
17	18	Pierre Macchi	FRA	AUTOSPORT GP	Inter D	Gentleman	11	2	<b>2:42.573</b>	8.075	4.311	155.0
18	7	Franc Rouxel	FRA	RACING TECHNOLOGY	Inter D	Gentleman	11	5	<b>2:46.051</b>	11.553	3.478	151.8
19	38	Luc Ceret	FRA	AUTOSPORT GP	Inter D	Gentleman	11	5	<b>2:46.663</b>	12.165	0.612	151.2





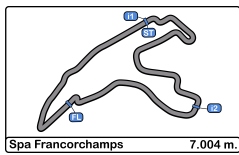
Spa Francorchamps  
Alpine ELF Europa Cup  
Race - 2



Distance and Speed Average

Cls	Nº	Driver	Nat	Team	Level	Category	Laps	Distance	Total Time	Km/h
1	21	Marc Guillot	FRA	MILAN COMPETITION	Inter C		11	77.04	28:33.911	161.8
2	15	Gael Castelli	FRA	CMR	Inter C		11	77.04	28:34.840	161.7
3	64	Mike Parisy	FRA	CMR	Inter C		11	77.04	28:47.956	160.5
4	17	Jean-Baptiste Mela	FRA	AUTOSPORT GP	Inter C	Junior	11	77.04	28:49.869	160.3
5	29	Mateo Herrero	FRA	MILAN COMPETITION	Inter C	Junior	11	77.04	28:50.173	160.3
6	33	Alexandre Gadois	FRA	AUTOSPORT GP	Inter C	Junior	11	77.04	28:50.812	160.2
7	11	Vincent Beltoise	FRA	RACING TECHNOLOGY	Inter C		11	77.04	28:51.001	160.2
8	8	Nicolas Milan	FRA	MILAN COMPETITION	Inter C		11	77.04	28:51.344	160.1
9	69	Laurent Hurgon	FRA	AUTOSPORT GP-PATRICK ROGER	Inter C		11	77.04	28:51.612	160.1
10	74	Julien Neveu	FRA	AUTOSPORT GP	Inter C		11	77.04	28:56.183	159.7
11	9	Philippe Bourgois	FRA	MILAN COMPETITION	Inter B	Gentleman	11	77.04	29:08.639	158.6
12	4	Mathieu Blaise	FRA	RACING TECHNOLOGY	Inter D	Gentleman	11	77.04	29:09.163	158.5
13	14	Marc Sevestre	FRA	AUTOSPORT GP	Inter C	Gentleman	11	77.04	29:35.001	156.2
14	18	Pierre Macchi	FRA	AUTOSPORT GP	Inter D	Gentleman	11	77.04	30:17.577	152.5
15	7	Franc Rouxel	FRA	RACING TECHNOLOGY	Inter D	Gentleman	11	77.04	31:02.999	148.8
16	38	Luc Ceret	FRA	AUTOSPORT GP	Inter D	Gentleman	11	77.04	31:11.257	148.2
17	6	Antoine Miquel	FRA	MILAN COMPETITION	Inter C	Junior	10	70.04	26:10.253	160.5
18	2	Yann Zimmer	SUI	CMR	Inter C		9	63.03	23:48.577	158.8
<b>Not classified: (Requirements: 75% of number laps of leader = 9 Laps)</b>										
	110	Arnaud Tsamere	FRA	RACING TECHNOLOGY	Inter D	Gentleman	6	42.02	17:17.502	145.8





**Spa Francorchamps**  
**Alpine ELF Europa Cup**  
**Race - 2**  
**Lap Analysis**



**2** Yann Zimmer Alpine **8** Nicolas Milan Alpine  
 CMR MILAN COMPETITION

Lap D	Time	Sector 1	Sector 2	Sector 3	T. Spd	Elapsed	Lap D	Time	Sector 1	Sector 2	Sector 3	T. Spd	Elapsed
1	2:42.952	50.162	1:11.423	41.367		2:42.952	1	2:42.021	49.688	1:11.295	41.038		2:42.021
2	2:36.205	44.682	1:10.834	40.689		5:19.157	2	2:36.898	45.156	1:10.780	40.962		5:18.919
3	2:36.179	44.523	1:10.858	40.798		7:55.336	3	2:35.700	44.462	1:10.301	40.937		7:54.619
4	2:37.155	44.532	1:11.417	41.206		10:32.491	4	2:37.286	44.896	1:11.331	41.059		10:31.905
5	2:36.566	45.751	1:10.104	40.711		13:09.057	5	2:36.444	44.586	1:11.008	40.850		13:08.349
6	2:36.054	44.361	1:10.823	40.870		15:45.111	6	2:35.989	44.517	1:10.693	40.779		15:44.338
7	2:36.099	44.529	1:10.881	40.689		18:21.210	7	2:36.491	44.942	1:10.630	40.919		18:20.829
8	2:36.197	44.470	1:10.701	41.026		20:57.407	8	2:36.409	44.547	1:10.777	41.085		20:57.238
9	2:51.170	45.402	1:11.427	54.341		23:48.577	9	2:38.904	45.287	1:11.518	42.099		23:36.142

**4** Mathieu Blaise Alpine **10** Philippe Bourgois Alpine  
 RACING TECHNOLOGY MILAN COMPETITION

Lap D	Time	Sector 1	Sector 2	Sector 3	T. Spd	Elapsed	Lap D	Time	Sector 1	Sector 2	Sector 3	T. Spd	Elapsed
1	2:47.844	52.274	1:14.040	41.530		2:47.844	1	2:47.054	50.910	1:14.535	41.609		2:47.054
2	2:38.701	45.187	1:11.760	41.754		5:26.545	2	2:39.009	45.588	1:11.806	41.615		5:26.063
3	2:38.365	45.031	1:11.747	41.587		8:04.910	3	2:38.448	45.260	1:11.664	41.524		8:04.511
4	2:37.892	45.141	1:11.395	41.356		10:42.802	4	2:37.799	45.148	1:11.450	41.201		10:42.310
5	2:37.565	45.097	1:11.019	41.449		13:20.367	5	2:37.190	44.889	1:11.028	41.273		13:19.500
6	2:37.889	45.142	1:11.093	41.654		15:58.256	6	2:38.085	45.314	1:11.197	41.574		15:57.585
7	2:37.956	45.029	1:11.461	41.466		18:36.212	7	2:38.168	45.236	1:11.417	41.515		18:35.753
8	2:38.393	44.982	1:11.614	41.797		21:14.605	8	2:38.184	45.343	1:11.424	41.417		21:13.937
9	2:38.057	45.003	1:11.284	41.770		23:52.662	9	2:38.240	45.237	1:11.460	41.543		23:52.177
10	2:37.555	44.942	1:11.421	41.192		26:30.217	10	2:37.681	45.134	1:11.327	41.220		26:29.858
11	2:38.946	45.012	1:11.911	42.023		29:09.163	11	2:38.781	45.205	1:11.757	41.819		29:08.639

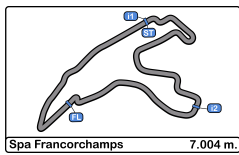
**6** Antoine Miquel Alpine **11** Vincent Beltoise Alpine  
 MILAN COMPETITION RACING TECHNOLOGY

Lap D	Time	Sector 1	Sector 2	Sector 3	T. Spd	Elapsed	Lap D	Time	Sector 1	Sector 2	Sector 3	T. Spd	Elapsed
1	2:40.980	48.271	1:12.021	40.688		2:40.980	1	2:41.140	48.181	1:11.858	41.101		2:41.140
2	2:36.276	44.699	1:10.720	40.857		5:17.256	2	2:36.419	44.744	1:10.643	41.032		5:17.559
3	2:35.292	44.453	1:10.054	40.785		7:52.548	3	2:36.194	44.475	1:10.977	40.742		7:53.753
4	2:35.863	44.518	1:10.514	40.831		10:28.411	4	2:36.284	44.477	1:10.974	40.833		10:30.037
5	2:35.765	44.456	1:10.379	40.930		13:04.176	5	2:38.012	44.348	1:12.817	40.847		13:08.049
6	2:35.560	44.286	1:10.385	40.889		15:39.736	6	2:35.700	44.541	1:10.374	40.785		15:43.749
7	2:38.001	44.453	1:12.071	41.477		18:17.737	7	2:36.027	44.461	1:10.698	40.868		18:19.776
8	2:36.791	44.589	1:10.684	41.518		20:54.528	8	2:36.999	44.959	1:11.072	40.968		20:56.775
9	2:37.159	44.712	1:11.060	41.387		23:31.687	9	2:38.406	44.877	1:12.186	41.343		23:35.181
10	2:38.566	46.072	1:11.388	41.106		26:10.253	10	2:37.292	44.751	1:11.337	41.204		26:12.473
							11	2:38.528	44.221	1:12.417	41.890		28:51.001

**7** Franc Rouxel Alpine **14** Marc Sevestre Alpine  
 RACING TECHNOLOGY AUTOSPORT GP

Lap D	Time	Sector 1	Sector 2	Sector 3	T. Spd	Elapsed	Lap D	Time	Sector 1	Sector 2	Sector 3	T. Spd	Elapsed
1	2:57.103	54.344	1:18.374	44.385		2:57.103	1	2:48.619	51.443	1:14.500	42.676		2:48.619
2	2:46.619	46.691	1:16.068	43.860		5:43.722	2	2:39.242	44.966	1:12.585	41.691		5:27.861
3	2:46.446	46.844	1:15.682	43.920		8:30.168	3	2:39.144	45.352	1:12.128	41.664		8:07.005
4	2:46.379	46.770	1:15.924	43.685		11:16.547	4	2:38.262	45.020	1:11.767	41.475		10:45.267
5	2:46.051	46.222	1:16.441	43.388		14:02.598	5	2:39.631	45.086	1:12.936	41.609		13:24.898
6	2:50.355	46.924	1:18.669	44.762		16:52.953	6	2:40.594	44.844	1:13.235	42.515		16:05.492
7	2:49.774	47.120	1:18.047	44.607		19:42.727	7	2:40.502	45.304	1:12.918	42.280		18:45.994
8	2:49.120	47.294	1:17.028	44.798		22:31.847	8	2:40.789	45.404	1:13.023	42.362		21:26.783
9	2:48.521	46.099	1:17.660	44.762		25:20.368	9	2:41.243	45.362	1:13.052	42.829		24:08.026
10	2:51.085	46.926	1:18.367	45.792		28:11.453	10	2:43.089	46.135	1:14.130	42.824		26:51.115
11	2:51.546	47.425	1:18.879	45.242		31:02.999	11	2:43.886	46.135	1:14.784	42.967		29:35.001





**Spa Francorchamps**  
**Alpine ELF Europa Cup**  
**Race - 2**  
**Lap Analysis**



**15** Gael Castelli Alpine **29** Mateo Herrero Alpine  
 CMR MILAN COMPETITION

Lap D	Time	Sector 1	Sector 2	Sector 3	T. Spd	Elapsed	Lap D	Time	Sector 1	Sector 2	Sector 3	T. Spd	Elapsed
1	2:38.116	47.539	1:09.891	40.686		2:38.116	1	2:40.392	48.249	1:11.268	40.875		2:40.392
2	<b>2:34.590</b>	44.581	<b>1:09.483</b>	<b>40.526</b>		5:12.706	2	2:35.761	44.300	1:10.551	40.910		5:16.153
3	2:34.612	44.493	1:09.532	40.587		7:47.318	3	2:35.641	44.482	<b>1:10.314</b>	40.845		7:51.794
4	2:35.154	44.492	1:09.906	40.756		10:22.472	4	2:35.702	44.376	1:10.490	<b>40.836</b>		10:27.496
5	2:35.280	44.414	1:10.012	40.854		12:57.752	5	2:36.338	<b>44.162</b>	1:11.053	41.123		13:03.834
6	2:35.186	<b>44.386</b>	1:09.842	40.958		15:32.938	6	<b>2:35.637</b>	44.175	1:10.326	41.136		15:39.471
7	2:35.662	44.471	1:10.186	41.005		18:08.600	7	2:38.852	44.437	1:12.010	42.405		18:18.323
8	2:37.047	44.755	1:11.221	41.071		20:45.647	8	2:37.946	44.814	1:11.661	41.471		20:56.269
9	2:36.192	44.522	1:10.407	41.263		23:21.839	9	2:38.610	44.734	1:12.577	41.299		23:34.879
10	2:36.417	44.724	1:10.603	41.090		25:58.256	10	2:37.207	44.730	1:11.246	41.231		26:12.086
11	2:36.584	44.461	1:10.476	41.647		28:34.840	11	2:38.087	44.412	1:12.118	41.557		28:50.173

**17** Jean-Baptiste Mela Alpine **33** Alexandre Gadois Alpine  
 AUTOSPORT GP AUTOSPORT GP

Lap D	Time	Sector 1	Sector 2	Sector 3	T. Spd	Elapsed	Lap D	Time	Sector 1	Sector 2	Sector 3	T. Spd	Elapsed
1	2:42.668	50.246	1:11.608	40.814		2:42.668	1	2:43.479	50.993	1:11.477	41.009		2:43.479
2	2:35.577	44.418	<b>1:10.229</b>	40.930		5:18.245	2	2:36.145	44.245	1:11.065	40.835		5:19.624
3	2:35.849	44.268	1:10.790	<b>40.791</b>		7:54.094	3	<b>2:35.169</b>	44.097	<b>1:10.209</b>	40.863		7:54.793
4	2:36.375	44.243	1:11.114	41.018		10:30.469	4	2:35.947	44.245	1:10.594	41.108		10:30.740
5	2:35.742	<b>44.021</b>	1:10.727	40.994		13:06.211	5	2:35.933	44.074	1:11.094	40.765		13:06.673
6	<b>2:35.550</b>	44.521	1:10.234	40.795		15:41.761	6	2:35.506	44.238	1:10.625	<b>40.643</b>		15:42.179
7	2:36.712	44.154	1:11.069	41.489		18:18.473	7	2:36.334	<b>43.962</b>	1:11.260	41.112		18:18.513
8	2:37.810	45.131	1:11.386	41.293		20:56.283	8	2:36.429	44.769	1:10.857	40.803		20:54.942
9	2:38.368	44.910	1:12.163	41.295		23:34.651	9	2:36.911	44.349	1:11.407	41.155		23:31.853
10	2:37.009	44.498	1:11.274	41.237		26:11.660	10	2:38.014	45.214	1:11.285	41.515		26:09.867
11	2:38.209	44.755	1:11.863	41.591		28:49.869	11	2:40.945	46.277	1:12.678	41.990		28:50.812

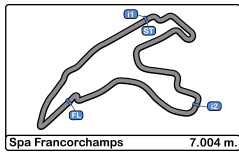
**18** Pierre Macchi Alpine **38** Luc Ceret Alpine  
 AUTOSPORT GP AUTOSPORT GP

Lap D	Time	Sector 1	Sector 2	Sector 3	T. Spd	Elapsed	Lap D	Time	Sector 1	Sector 2	Sector 3	T. Spd	Elapsed
1	2:50.714	53.504	1:14.395	42.815		2:50.714	1 1	2:57.317	54.494	1:18.681	44.142		2:57.317
2	<b>2:42.573</b>	47.202	<b>1:12.761</b>	<b>42.610</b>		5:33.287	2 1	2:48.065	47.262	1:17.256	43.547		5:45.382
3	2:44.039	46.949	1:14.308	42.782		8:17.326	3 1	2:47.069	46.641	1:16.908	43.520		8:32.451
4	2:43.610	<b>46.484</b>	1:14.112	43.014		11:00.936	4 1	2:47.131	46.659	1:17.130	<b>43.342</b>		11:19.582
5	2:43.129	46.708	1:13.767	42.654		13:44.065	5 1	<b>2:46.663</b>	<b>46.410</b>	<b>1:16.810</b>	43.443		14:06.245
6	2:44.972	47.163	1:15.148	42.661		16:29.037	6 1	2:53.506	48.588	1:20.770	44.148		16:59.751
7	2:43.348	46.881	1:13.672	42.795		19:12.385	7 1	2:48.125	46.889	1:17.530	43.706		19:47.876
8	2:46.208	46.530	1:13.872	45.806		21:58.593	8 1	2:48.627	47.524	1:17.348	43.755		22:36.503
9	2:45.165	47.191	1:14.330	43.644		24:43.758	9 1	2:49.164	47.061	1:17.785	44.318		25:25.667
10	2:46.559	47.454	1:15.102	44.003		27:30.317	10 1	2:51.714	47.314	1:19.475	44.925		28:17.381
11	2:47.260	46.791	1:15.118	45.351		30:17.577	11 1	2:53.876	48.454	1:19.915	45.507		31:11.257

**21** Marc Guillot Alpine **64** Mike Parisy Alpine  
 MILAN COMPETITION CMR

Lap D	Time	Sector 1	Sector 2	Sector 3	T. Spd	Elapsed	Lap D	Time	Sector 1	Sector 2	Sector 3	T. Spd	Elapsed
1	2:38.603	47.637	1:10.220	40.746		2:38.603	1	2:40.042	48.151	1:10.909	40.982		2:40.042
2	2:34.605	44.315	1:09.871	<b>40.419</b>		5:13.208	2	<b>2:35.221</b>	<b>44.403</b>	1:10.041	40.777		5:15.263
3	<b>2:34.498</b>	44.155	<b>1:09.779</b>	40.564		7:47.706	3	2:35.721	44.959	<b>1:10.010</b>	<b>40.752</b>		7:50.984
4	2:35.190	44.248	1:10.402	40.540		10:22.896	4	2:36.118	44.449	1:10.681	40.988		10:27.102
5	2:35.410	<b>44.056</b>	1:10.523	40.831		12:58.306	5	2:35.495	44.487	1:10.195	40.813		13:02.597
6	2:34.833	44.189	1:09.782	40.862		15:33.139	6	2:36.128	44.435	1:10.560	41.133		15:38.725
7	2:36.238	44.228	1:10.403	41.607		18:09.377	7	2:38.368	44.724	1:12.158	41.486		18:17.093
8	2:35.878	44.134	1:10.590	41.154		20:45.255	8	2:37.134	44.746	1:10.998	41.390		20:54.227
9	2:36.287	44.557	1:10.483	41.247		23:21.542	9	2:37.094	44.565	1:11.030	41.499		23:31.321
10	2:36.104	44.556	1:10.599	40.949		25:57.646	10	2:38.411	45.348	1:11.507	41.556		26:09.732
11	2:36.265	44.359	1:10.439	41.467		28:33.911	11	2:38.224	45.082	1:11.375	41.767		28:47.956





**Spa Francorchamps**  
**Alpine ELF Europa Cup**  
**Race - 2**  
**Lap Analysis**



**69** Laurent Hurgon Alpine  
 AUTOSPORT GP-PATRICK  
 ROGER

Lap D	Time	Sector 1	Sector 2	Sector 3	T. Spd	Elapsed
1	2:44.629	51.773	1:11.911	40.945		2:44.629
2	<b>2:35.570</b>	44.834	<b>1:10.065</b>	<b>40.671</b>		5:20.199
3	2:35.781	44.279	1:10.407	41.095		7:55.980
4	2:36.448	44.454	1:10.562	41.432		10:32.428
5	2:36.291	45.211	1:10.262	40.818		13:08.719
6	2:36.200	<b>44.185</b>	1:10.925	41.090		15:44.919
7	2:37.113	44.625	1:11.310	41.178		18:22.032
8	2:36.441	44.362	1:10.860	41.219		20:58.473
9	2:38.123	44.371	1:11.602	42.150		23:36.596
10	2:37.555	44.734	1:11.486	41.335		26:14.151
11	2:37.461	44.525	1:11.434	41.502		28:51.612

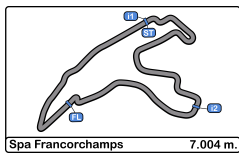
**74** Julien Neveu Alpine  
 AUTOSPORT GP

Lap D	Time	Sector 1	Sector 2	Sector 3	T. Spd	Elapsed
1	2:41.700	49.582	1:11.202	40.916		2:41.700
2	2:36.178	44.633	1:10.618	40.927		5:17.878
3	<b>2:35.455</b>	<b>44.191</b>	1:10.607	<b>40.657</b>		7:53.333
4	2:35.860	44.233	1:10.681	40.946		10:29.193
5	2:35.577	44.342	<b>1:10.458</b>	40.777		13:04.770
6	2:36.085	44.439	1:10.753	40.893		15:40.855
7	2:37.178	44.267	1:11.572	41.339		18:18.033
8	2:36.754	44.451	1:10.999	41.304		20:54.787
9	2:37.674	45.018	1:11.458	41.198		23:32.461
10	2:38.170	45.336	1:11.749	41.085		26:10.631
11	2:45.552	44.560	1:11.552	49.440		28:56.183

**110** Arnaud Tsamere Alpine  
 RACING TECHNOLOGY

Lap D	Time	Sector 1	Sector 2	Sector 3	T. Spd	Elapsed
1	2:49.425	52.818	1:14.485	42.122		2:49.425
2	2:39.012	45.412	1:11.987	41.613		5:28.437
3	2:38.750	45.189	1:12.172	41.389		8:07.187
4	2:38.671	45.109	<b>1:11.827</b>	41.735		10:45.858
5	<b>2:37.782</b>	<b>44.522</b>	1:11.964	<b>41.296</b>		13:23.640
6	3:53.862	45.025	2:20.810	48.027		17:17.502





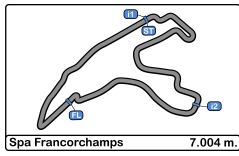
**Spa Francorchamps**  
**Alpine ELF Europa Cup**  
**Race - 2**  
**Analysis by Lap**



Num	Lap Time	Gap	Num	Lap Time	Gap	Num	Lap Time	Gap	Num	Lap Time	Gap	Num	Lap Time	Gap
<b>Lap 1</b>			38	2:48.065	32.676	18	2:43.610	38.464	14	2:40.594	32.554	4	2:38.393	29.350
15	2:38.116		<b>Num Lap Time Gap</b>			7	2:46.379	54.075	18	2:44.972	56.099	14	2:40.789	41.528
21	2:38.603	00.487	<b>Lap 3</b>			38	2:47.131	57.110	7	2:50.355	1:20.015	18	2:46.208	1:13.338
64	2:40.042	01.926	15	2:34.612		<b>Num Lap Time Gap</b>			38	2:53.506	1:26.813	7	2:49.120	1:46.592
29	2:40.392	02.276	21	2:34.498	00.388	<b>Lap 5</b>			110	3:53.862	1:44.564	38	2:48.627	1:51.248
6	2:40.980	02.864	64	2:35.721	03.666	15	2:35.280		<b>Num Lap Time Gap</b>			<b>Num Lap Time Gap</b>		
11	2:41.140	03.024	29	2:35.641	04.476	21	2:35.410	00.554	<b>Lap 7</b>			<b>Lap 9</b>		
74	2:41.700	03.584	6	2:35.292	05.230	64	2:35.495	04.845	15	2:35.662		21	2:36.287	
8	2:42.021	03.905	74	2:35.455	06.015	29	2:36.338	06.082	21	2:36.238	00.777	15	2:36.192	00.297
17	2:42.668	04.552	11	2:36.194	06.435	6	2:35.765	06.424	64	2:38.368	08.493	64	2:37.094	09.779
2	2:42.952	04.836	17	2:35.849	06.776	74	2:35.577	07.018	6	2:38.001	09.137	6	2:37.159	10.145
33	2:43.479	05.363	8	2:35.700	07.301	17	2:35.742	08.459	74	2:37.178	09.433	33	2:36.911	10.311
69	2:44.629	06.513	33	2:35.169	07.475	33	2:35.933	08.921	29	2:38.852	09.723	74	2:37.674	10.919
9	2:47.054	08.938	2	2:36.179	08.018	11	2:38.012	10.297	17	2:36.712	09.873	17	2:38.368	13.109
4	2:47.844	09.728	69	2:35.781	08.662	8	2:36.444	10.597	33	2:36.334	09.913	29	2:38.610	13.337
14	2:48.619	10.503	9	2:38.448	17.193	69	2:36.291	10.967	11	2:36.027	11.176	11	2:38.406	13.639
110	2:49.425	11.309	4	2:38.365	17.592	2	2:36.566	11.305	8	2:36.491	12.229	8	2:38.904	14.600
18	2:50.714	12.598	14	2:39.144	19.687	9	2:37.190	21.748	2	2:36.099	12.610	69	2:38.123	15.054
7	2:57.103	18.987	110	2:38.750	19.869	4	2:37.565	22.615	69	2:37.113	13.432	2	2:51.170	27.035
38	2:57.317	19.201	18	2:44.039	30.008	110	2:37.782	25.888	9	2:38.168	27.153	9	2:38.240	30.635
<b>Num Lap Time Gap</b>			7	2:46.446	42.850	14	2:39.631	27.146	4	2:37.956	27.612	4	2:38.057	31.120
<b>Lap 2</b>			38	2:47.069	45.133	18	2:43.129	46.313	14	2:40.502	37.394	14	2:41.243	46.484
15	2:34.590		<b>Num Lap Time Gap</b>			7	2:46.051	1:04.846	18	2:43.348	1:03.785	18	2:45.165	1:22.216
21	2:34.605	00.502	<b>Lap 4</b>			38	2:46.663	1:08.493	7	2:49.774	1:34.127	7	2:48.521	1:58.826
64	2:35.221	02.557	15	2:35.154		<b>Num Lap Time Gap</b>			38	2:48.125	1:39.276	38	2:49.164	2:04.125
29	2:35.761	03.447	21	2:35.190	00.424	<b>Lap 6</b>			<b>Num Lap Time Gap</b>			<b>Num Lap Time Gap</b>		
6	2:36.276	04.550	64	2:36.118	04.630	15	2:35.186		<b>Lap 8</b>			<b>Lap 10</b>		
11	2:36.419	04.853	29	2:35.702	05.024	21	2:34.833	00.201	21	2:35.878		21	2:36.104	
74	2:36.178	05.172	6	2:35.863	05.939	64	2:36.128	05.787	15	2:37.047	00.392	15	2:36.417	00.610
17	2:35.577	05.539	74	2:35.860	06.721	29	2:35.637	06.533	64	2:37.134	08.972	64	2:38.411	12.086
8	2:36.898	06.213	11	2:36.284	07.565	6	2:35.560	06.798	6	2:36.791	09.273	33	2:38.014	12.221
2	2:36.205	06.451	17	2:36.375	07.997	74	2:36.085	07.917	74	2:36.754	09.532	6	2:38.566	12.607
33	2:36.145	06.918	33	2:35.947	08.268	17	2:35.550	08.823	33	2:36.429	09.687	74	2:38.170	12.985
69	2:35.570	07.493	8	2:37.286	09.433	33	2:35.506	09.241	29	2:37.946	11.014	17	2:37.009	14.014
9	2:39.009	13.357	69	2:36.448	09.956	11	2:35.700	10.811	17	2:37.810	11.028	29	2:37.207	14.440
4	2:38.701	13.839	2	2:37.155	10.019	8	2:35.989	11.400	11	2:36.999	11.520	11	2:37.292	14.827
14	2:39.242	15.155	9	2:37.799	19.838	69	2:36.200	11.981	8	2:36.409	11.983	8	2:37.330	15.826
110	2:39.012	15.731	4	2:37.892	20.330	2	2:36.054	12.173	2	2:36.197	12.152	69	2:37.555	16.505
18	2:42.573	20.581	14	2:38.262	22.795	9	2:38.085	24.647	69	2:36.441	13.218	9	2:37.681	32.212
7	2:46.619	31.016	110	2:38.671	23.386	4	2:37.889	25.318	9	2:38.184	28.682	4	2:37.555	32.571







**Spa Francorchamps**  
**Alpine ELF Europa Cup**  
**Race - 2**  
**Analysis by Lap**



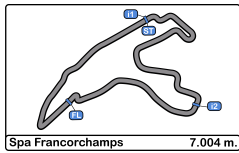
Num	Lap Time	Gap
14	2:43.089	53.469
18	2:46.559	1:32.671
7	2:51.085	2:13.807
38	2:51.714	2:19.735

Num	Lap Time	Gap
-----	----------	-----

**Lap 11**

21	2:36.265	
15	2:36.584	00.929
64	2:38.224	14.045
17	2:38.209	15.958
29	2:38.087	16.262
33	2:40.945	16.901
11	2:38.528	17.090
8	2:37.872	17.433
69	2:37.461	17.701
74	2:45.552	22.272
9	2:38.781	34.728
4	2:38.946	35.252
14	2:43.886	1:01.090
18	2:47.260	1:43.666
7	2:51.546	2:29.088
38	2:53.876	2:37.346



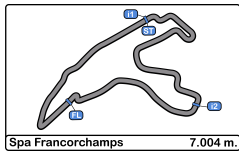


**Spa Francorchamps**  
**Alpine ELF Europa Cup**  
**Race - 2**  
**Best Sectors Results**



Sector - 1				Sector - 2				Sector - 3				Ideal Lap vs Best Lap				
Clas	Nº	Driver	Time	Nº	Driver	Time	Nº	Driver	Time	Clas	Nº	Driver	Ideal Lap	Best Lap	Clas	
1	33	Alexandre Gadois	43.962	15	Gael Castelli	1:09.483	21	Marc Guillot	40.419	1	21	Marc Guillot	2:34.254	2:34.498	1	
2	17	Jean-Baptiste Mela	44.021	21	Marc Guillot	1:09.779	15	Gael Castelli	40.526	2	15	Gael Castelli	2:34.395	2:34.590	2	
3	21	Marc Guillot	44.056	64	Mike Parisy	1:10.010	33	Alexandre Gadois	40.643	3	33	Alexandre Gadois	2:34.814	2:35.169	3	
4	29	Mateo Herrero	44.162	6	Antoine Miquel	1:10.054	74	Julien Neveu	40.657	4	69	Laurent Hurgon	2:34.921	2:35.570	8	
5	69	Laurent Hurgon	44.185	69	Laurent Hurgon	1:10.065	69	Laurent Hurgon	40.671	5	6	Antoine Miquel	2:35.028	2:35.292	5	
6	74	Julien Neveu	44.191	2	Yann Zimmer	1:10.104	6	Antoine Miquel	40.688	6	17	Jean-Baptiste Mela	2:35.041	2:35.550	7	
7	11	Vincent Beltoise	44.221	33	Alexandre Gadois	1:10.209	2	Yann Zimmer	40.689	7	2	Yann Zimmer	2:35.154	2:36.054	12	
8	6	Antoine Miquel	44.286	17	Jean-Baptiste Mela	1:10.229	11	Vincent Beltoise	40.742	8	64	Mike Parisy	2:35.165	2:35.221	4	
9	2	Yann Zimmer	44.361	8	Nicolas Milan	1:10.301	64	Mike Parisy	40.752	9	74	Julien Neveu	2:35.306	2:35.455	6	
10	15	Gael Castelli	44.386	29	Mateo Herrero	1:10.314	8	Nicolas Milan	40.779	10	29	Mateo Herrero	2:35.312	2:35.637	9	
11	64	Mike Parisy	44.403	11	Vincent Beltoise	1:10.374	17	Jean-Baptiste Mela	40.791	11	11	Vincent Beltoise	2:35.337	2:35.700	10	
12	8	Nicolas Milan	44.462	74	Julien Neveu	1:10.458	29	Mateo Herrero	40.836	12	8	Nicolas Milan	2:35.542	2:35.700	11	
13	11	Arnaud Tsamere	44.522	4	Mathieu Blaise	1:11.019	4	Mathieu Blaise	41.192	13	9	Philippe Bourgois	2:37.118	2:37.190	13	
14	14	Marc Sevestre	44.844	9	Philippe Bourgois	1:11.028	9	Philippe Bourgois	41.201	14	4	Mathieu Blaise	2:37.153	2:37.555	14	
15	9	Philippe Bourgois	44.889	14	Marc Sevestre	1:11.767	110	Arnaud Tsamere	41.296	15	110	Arnaud Tsamere	2:37.645	2:37.782	15	
16	4	Mathieu Blaise	44.942	110	Arnaud Tsamere	1:11.827	14	Marc Sevestre	41.475	16	14	Marc Sevestre	2:38.086	2:38.262	16	
17	7	Franc Rouxel	46.099	18	Pierre Macchi	1:12.761	18	Pierre Macchi	42.610	17	18	Pierre Macchi	2:41.855	2:42.573	17	
18	38	Ceret - Lemaître	46.410	7	Franc Rouxel	1:15.682	38	Ceret - Lemaître	43.342	18	7	Franc Rouxel	2:45.169	2:46.051	18	
19	18	Pierre Macchi	46.484	38	Ceret - Lemaître	1:16.810	7	Franc Rouxel	43.388	19	38	Luc Ceret	2:46.562	2:46.663	19	



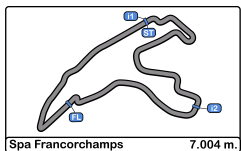


**Spa Francorchamps**  
**Alpine ELF Europa Cup**  
**Race - 2**  
**Leader Sequence**



<b>N°</b>	<b>Driver</b>	<b>Nat</b>	<b>Team</b>	<b>Level</b>	<b>Category</b>	<b>Start Lap</b>	<b>End Lap</b>	<b>Laps</b>	<b>Total Laps</b>
15	Gael Castelli	FRA	CMR	Inter C		1	7	7	7
21	Marc Guillot	FRA	MILAN COMPETITION	Inter C		8	11	4	4



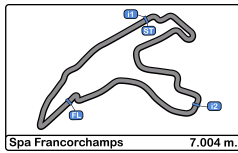


**Spa Francorchamps**  
**Alpine ELF Europa Cup**  
**Race - 2**  
**Best 5 Lap Times**



Cls	N°	Driver	Nat	Team	Level	Category	Best 1		Best 2		Best 3		Best 4		Best 5	
							Time	Lap	Time	Lap	Time	Lap	Time	Lap	Time	Lap
1	21	Marc Guillot	FRA	MILAN COMPETITION	Inter C		<b>2:34.498</b>	3	2:34.605	2	2:34.833	6	2:35.190	4	2:35.410	5
2	15	Gael Castelli	FRA	CMR	Inter C		<b>2:34.590</b>	2	2:34.612	3	2:35.154	4	2:35.186	6	2:35.280	5
3	33	Alexandre Gadois	FRA	AUTOSPORT GP	Inter C	Junior	<b>2:35.169</b>	3	2:35.506	6	2:35.933	5	2:35.947	4	2:36.145	2
4	64	Mike Parisy	FRA	CMR	Inter C		<b>2:35.221</b>	2	2:35.495	5	2:35.721	3	2:36.118	4	2:36.128	6
5	6	Antoine Miquel	FRA	MILAN COMPETITION	Inter C	Junior	<b>2:35.292</b>	3	2:35.560	6	2:35.765	5	2:35.863	4	2:36.276	2
6	74	Julien Neveu	FRA	AUTOSPORT GP	Inter C		<b>2:35.455</b>	3	2:35.577	5	2:35.860	4	2:36.085	6	2:36.178	2
7	17	Jean-Baptiste Mela	FRA	AUTOSPORT GP	Inter C	Junior	<b>2:35.550</b>	6	2:35.577	2	2:35.742	5	2:35.849	3	2:36.375	4
8	69	Laurent Hurgon	FRA	AUTOSPORT GP-PATRICK BOFFA	Inter C		<b>2:35.570</b>	2	2:35.781	3	2:36.200	6	2:36.291	5	2:36.441	8
9	29	Mateo Herrero	FRA	MILAN COMPETITION	Inter C	Junior	<b>2:35.637</b>	6	2:35.641	3	2:35.702	4	2:35.761	2	2:36.338	5
10	8	Nicolas Milan	FRA	MILAN COMPETITION	Inter C		<b>2:35.700</b>	3	2:35.989	6	2:36.409	8	2:36.444	5	2:36.491	7
11	11	Vincent Beltoise	FRA	RACING TECHNOLOGY	Inter C		<b>2:35.700</b>	6	2:36.027	7	2:36.194	3	2:36.284	4	2:36.419	2
12	2	Yann Zimmer	SUI	CMR	Inter C		<b>2:36.054</b>	6	2:36.099	7	2:36.179	3	2:36.197	8	2:36.205	2
13	9	Philippe Bourgois	FRA	MILAN COMPETITION	Inter B	Gentleman	<b>2:37.190</b>	5	2:37.681	10	2:37.799	4	2:38.085	6	2:38.168	7
14	4	Mathieu Blaise	FRA	RACING TECHNOLOGY	Inter D	Gentleman	<b>2:37.555</b>	10	2:37.565	5	2:37.889	6	2:37.892	4	2:37.956	7
15	110	Arnaud Tsamere	FRA	RACING TECHNOLOGY	Inter D	Gentleman	<b>2:37.782</b>	5	2:38.671	4	2:38.750	3	2:39.012	2	2:49.425	1
16	14	Marc Sevestre	FRA	AUTOSPORT GP	Inter C	Gentleman	<b>2:38.262</b>	4	2:39.144	3	2:39.242	2	2:39.631	5	2:40.502	7
17	18	Pierre Macchi	FRA	AUTOSPORT GP	Inter D	Gentleman	<b>2:42.573</b>	2	2:43.129	5	2:43.348	7	2:43.610	4	2:44.039	3
18	7	Franc Rouxel	FRA	RACING TECHNOLOGY	Inter D	Gentleman	<b>2:46.051</b>	5	2:46.379	4	2:46.446	3	2:46.619	2	2:48.521	9
19	38	Luc Ceret	FRA	AUTOSPORT GP	Inter D	Gentleman	<b>2:46.663</b>	5	2:47.069	3	2:47.131	4	2:48.065	2	2:48.125	7



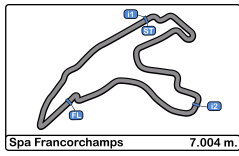


Spa Francorchamps  
Alpine ELF Europa Cup  
Race - 2  
Fastest Laps Sequence



Lap	Time of Day	Session Time	Nº	Driver	Nat	Team	Level	Category	Time	Km/h
2	16:39:51.633	5:12.633	15	Gael Castelli	FRA	CMR	Inter C		2:34.590	163.1
3	16:42:26.633	7:47.633	21	Marc Guillot	FRA	MILAN COMPETITION	Inter C		2:34.498	163.2





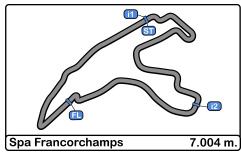
**Spa Francorchamps**  
**Alpine ELF Europa Cup**  
**Race - 2**  
**Lap Chart**



**LAP**

Nr	Pos	Grid	1	2	3	4	5	6	7	8	9	10	11
15	1	15	15	15	15	15	15	15	15	21	21	21	21
21	2	21	21	21	21	21	21	21	21	15	15	15	15
64	3	64	64	64	64	64	64	64	64	64	64	64	64
11	4	11	29	29	29	29	29	29	6	6	6	33	17
29	5	29	6	6	6	6	6	6	74	74	33	6	29
17	6	17	11	11	74	74	74	74	29	33	74	74	33
74	7	74	74	74	11	11	17	17	17	29	17	17	11
6	8	6	8	17	17	17	33	33	33	17	29	29	8
69	9	69	17	8	8	33	11	11	11	11	11	11	69
8	10	8	2	2	33	8	8	8	8	8	8	8	74
2	11	2	33	33	2	69	69	69	2	2	69	69	9
4	12	4	69	69	69	2	2	2	69	69	2	9	4
9	13	9	9	9	9	9	9	9	9	9	9	4	14
110	14	110	4	4	4	4	4	4	4	4	4	14	18
14	15	14	14	14	14	14	110	14	14	14	14	18	7
33	16	33	110	110	110	110	14	18	18	18	18	7	38
7	17	7	18	18	18	18	18	7	7	7	7	38	
38	18	38	7	7	7	7	7	38	38	38	38		
18	19	18	38	38	38	38	38	110					

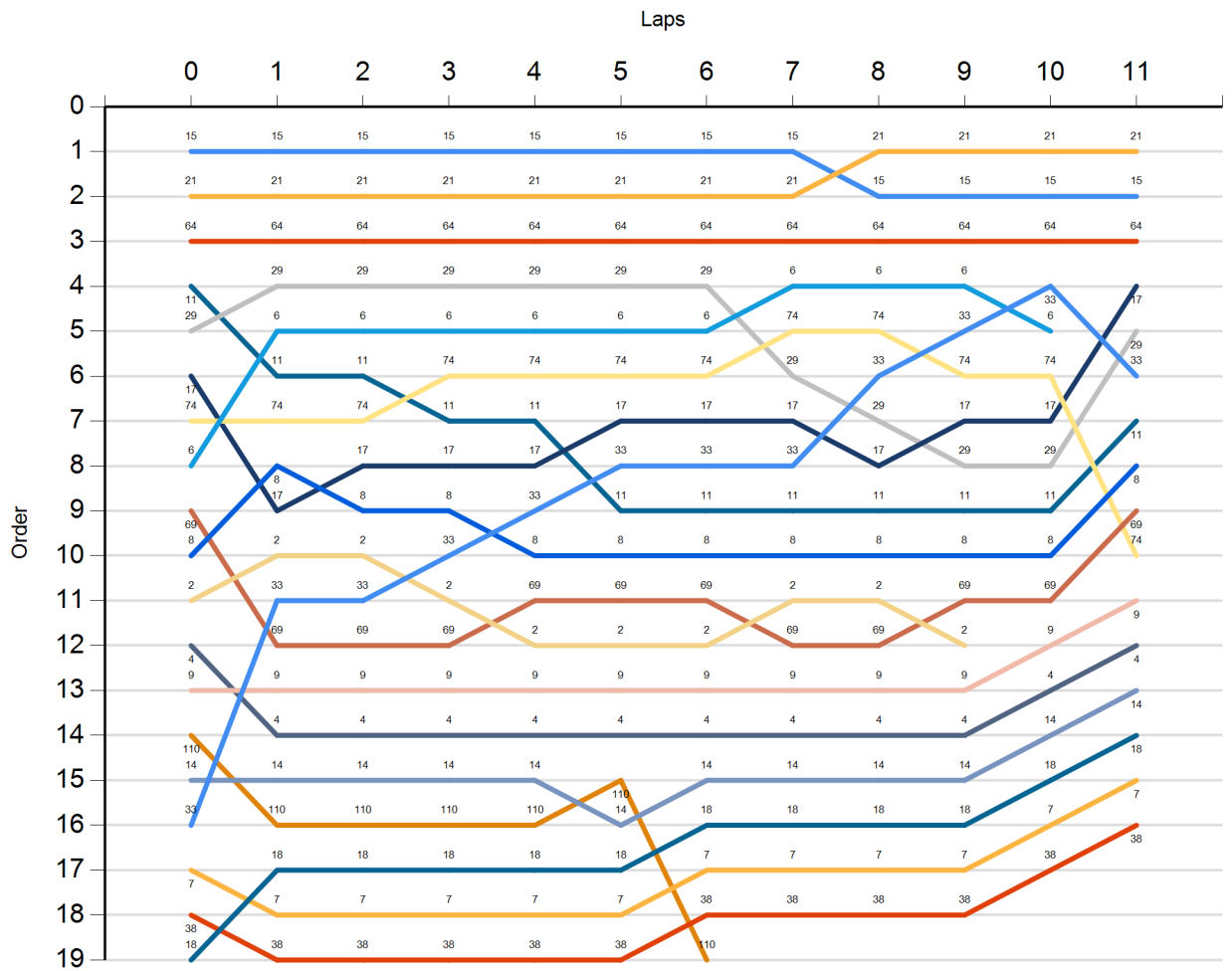


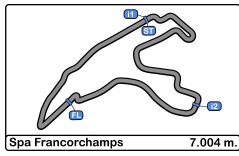


**Spa Francorchamps**  
**Alpine ELF Europa Cup**  
**Race - 2**  
**Graphic Lap Chart**



- 15
- 21
- 64
- 11
- 29
- 17
- 74
- 6
- 69
- 8
- 2
- 4
- 9
- 110
- 14
- 33
- 7
- 38
- 18





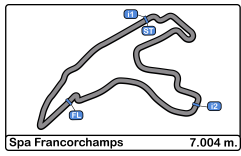
Spa Francorchamps  
Alpine ELF Europa Cup  
Race - 2  
Pit Stop Analysis



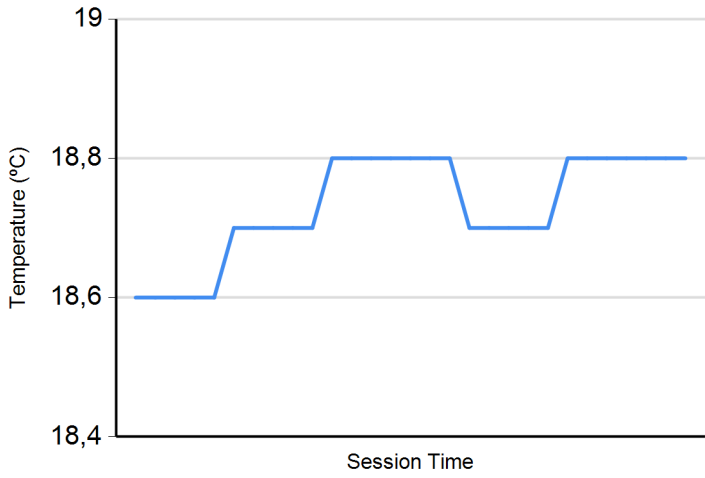
N°	In Day Time	Driver	Nat	Team	Nat	Vehicle	In Time	Stop N°	Pit Time	Handicap	Penalty
----	-------------	--------	-----	------	-----	---------	---------	---------	----------	----------	---------



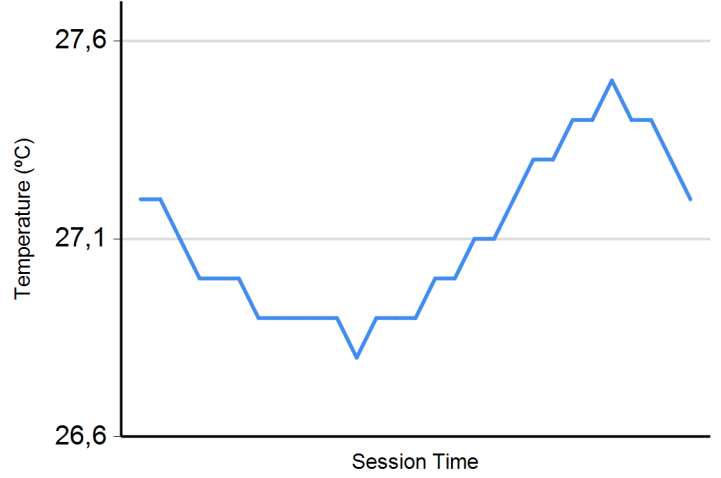




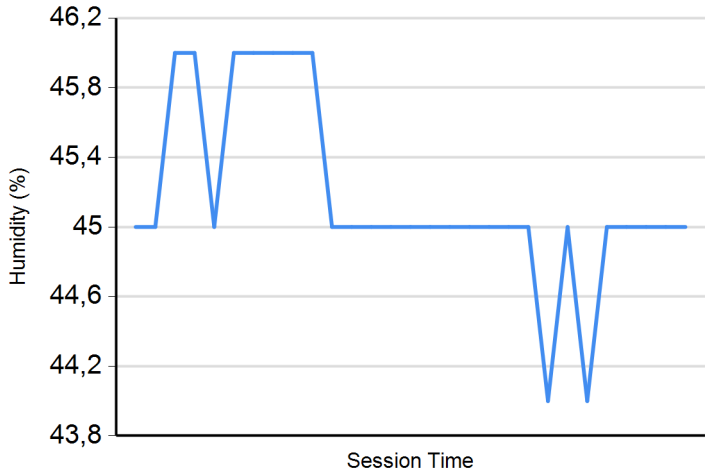
**Air Temperature**



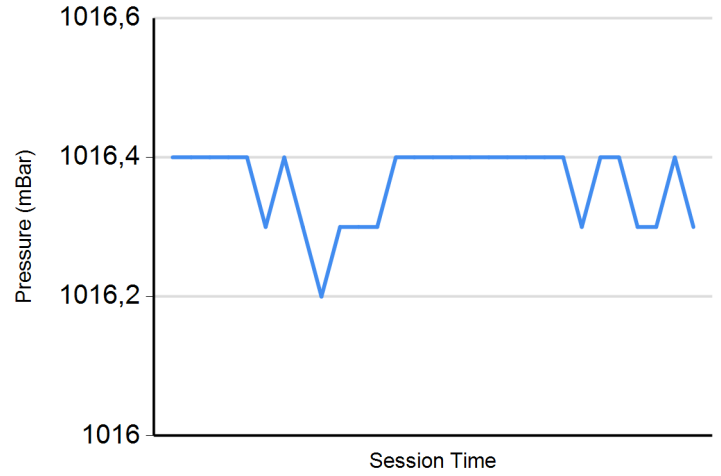
**Track Temperature**



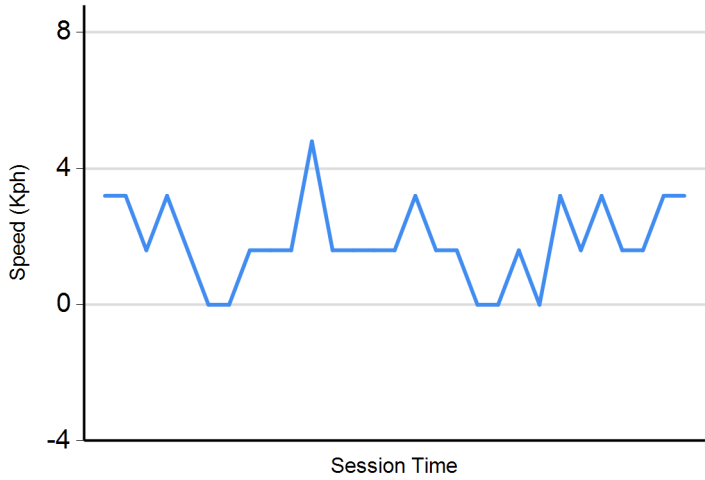
**Humidity**



**Pressure**



**Wind Speed**



**Wind direction**

North = 0°/360° Est = 90° South = 180° West = 270°

