

Hockenheimring
Alpine ELF Europa Cup
Race - 2
Provisional Results



Cls	N°	Driver	Nat	Team	Level	Category	Laps	Total Time	Gap	Interval	Km/h	Best	Time	Km/h
1	29	Mateo Herrero	FRA	MILAN COMPETITION	Inter C	Junior	13	27:04.177			131.7	13	1:51.247	148.0
2	21	Marc Guillot	FRA	MILAN COMPETITION	Inter C		13	27:04.736	0.559	0.559	131.7	13	1:51.534	147.6
3	69	Laurent Hurgon	FRA	AUTOSPORT GP-PATRICK ROGER	Inter C		13	27:05.317	1.140	0.581	131.7	3	1:51.334	147.9
4	11	Vincent Beltoise	FRA	RACING TECHNOLOGY	Inter C		13	27:08.916	4.739	3.599	131.4	3	1:51.057	148.2
5	110	Abbie Eaton	GBR	RACING TECHNOLOGY			13	27:10.028	5.851	1.112	131.3	3	1:51.588	147.5
6	4	Mathieu Blaise	FRA	RACING TECHNOLOGY	Inter D	Gentleman	13	27:18.272	14.095	8.244	130.6	3	1:51.798	147.2
7	14	Marc Sevestre	FRA	AUTOSPORT GP	Inter C	Gentleman	13	27:24.704	20.527	6.432	130.1	8	1:52.642	146.1
8	17	Jean-Baptiste Mela	FRA	AUTOSPORT GP	Inter C	Junior	13	27:29.930	25.753	5.226	129.7	3	1:50.656	148.8
9	7	Franc Rouxel	FRA	RACING TECHNOLOGY	Inter D	Gentleman	13	27:40.830	36.653	10.900	128.8	8	1:54.108	144.3
10	18	Pierre Macchi	FRA	AUTOSPORT GP	Inter D	Gentleman	13	27:43.456	39.279	2.626	128.6	8	1:54.279	144.0
11	5	Stéphane Proux	FRA	RACING TECHNOLOGY	Inter D	Gentleman	12	27:27.787	1 Lap	1 Lap	119.9	8	1:55.007	143.1
12	15	Gael Castelli	FRA	CMR	Inter C		10	21:25.846	3 Laps	2 Laps	128.0	3	1:51.000	148.3
Not classified: (Requirements: 75% of number laps of leader = 10 Laps)														
	2	Yann Zimmer	SUI	CMR	Inter C		8	17:45.418	5 Laps	2 Laps	123.6	3	1:51.399	147.8
	8	Nicolas Milan	FRA	MILAN COMPETITION	Inter C		8	17:45.561	5 Laps	0.143	123.6	3	1:51.307	147.9
	74	Julien Neveu	FRA	AUTOSPORT GP	Inter C		4	7:46.168	9 Laps	4 Laps	141.2	3	1:51.982	147.0
	64	Mike Parisy	FRA	CMR	Inter C		3	5:40.080	10 Laps	1 Lap	145.2	3	1:51.012	148.3
	6	Antoine Miquel	FRA	MILAN COMPETITION	Inter C	Junior	2	4:46.701	11 Laps	1 Lap	114.8	1	2:01.617	135.3

Fastest lap Jean-Baptiste Mela in 1:50.656 at 148.8 Km/h in lap 3

CAR 17 30 SECONDES TIME PENALTY ADDED AND TO REPORT TO STEWARD

Published at:.....

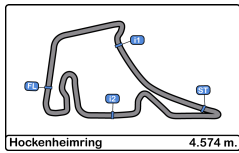
Track Temp: **44.8 °C** Air Temp: **23.4 °C** Humidity: **40 %** Track Status: **DRY**

Stewards:

Race Director:

Timekeeper:





Hockenheimring
Alpine ELF Europa Cup
Race - 2
Provisional Results by Class



Cl	N°	Driver	Nat	Team	Level	Category	Laps	Total Time	Gap	Interval	Km/h	Best	Time	Km/h
1	110	Abbie Eaton	GBR	RACING TECHNOLOGY			13	27:10.028			131.3	3	1:51.588	147.5
Inter C														
1	29	Mateo Herrero	FRA	MILAN COMPETITION	Inter C	Junior	13	27:04.177			131.7	13	1:51.247	148.0
2	21	Marc Guillot	FRA	MILAN COMPETITION	Inter C		13	27:04.736	0.559	0.559	131.7	13	1:51.534	147.6
3	69	Laurent Hurgon	FRA	AUTOSPORT GP-PATRICK ROGER	Inter C		13	27:05.317	1.140	0.581	131.7	3	1:51.334	147.9
4	11	Vincent Beltoise	FRA	RACING TECHNOLOGY	Inter C		13	27:08.916	4.739	3.599	131.4	3	1:51.057	148.2
5	14	Marc Sevestre	FRA	AUTOSPORT GP	Inter C	Gentleman	13	27:24.704	20.527	15.788	130.1	8	1:52.642	146.1
6	17	Jean-Baptiste Mela	FRA	AUTOSPORT GP	Inter C	Junior	13	27:29.930	25.753	5.226	129.7	3	1:50.656	148.8
7	15	Gael Castelli	FRA	CMR	Inter C		10	21:25.846	3 Laps	3 Laps	128.0	3	1:51.000	148.3
Not classified: (Requirements: 75% of number laps of leader = 10 Laps)														
2		Yann Zimmer	SUI	CMR	Inter C		8	17:45.418	5 Laps	2 Laps	123.6	3	1:51.399	147.8
8		Nicolas Milan	FRA	MILAN COMPETITION	Inter C		8	17:45.561	5 Laps	0.143	123.6	3	1:51.307	147.9
74		Julien Neveu	FRA	AUTOSPORT GP	Inter C		4	7:46.168	9 Laps	4 Laps	141.2	3	1:51.982	147.0
64		Mike Parisy	FRA	CMR	Inter C		3	5:40.080	10 Laps	1 Lap	145.2	3	1:51.012	148.3
6		Antoine Miquel	FRA	MILAN COMPETITION	Inter C	Junior	2	4:46.701	11 Laps	1 Lap	114.8	1	2:01.617	135.3
Inter D														
1	4	Mathieu Blaise	FRA	RACING TECHNOLOGY	Inter D	Gentleman	13	27:18.272			130.6	3	1:51.798	147.2
2	7	Franc Rouxel	FRA	RACING TECHNOLOGY	Inter D	Gentleman	13	27:40.830	36.653	22.558	128.8	8	1:54.108	144.3
3	18	Pierre Macchi	FRA	AUTOSPORT GP	Inter D	Gentleman	13	27:43.456	39.279	2.626	128.6	8	1:54.279	144.0
4	5	Stéphane Proux	FRA	RACING TECHNOLOGY	Inter D	Gentleman	12	27:27.787	1 Lap	1 Lap	119.9	8	1:55.007	143.1

Fastest lap Jean-Baptiste Mela in 1:50.656 at 148.8 Km/h in lap 3

Published at:.....

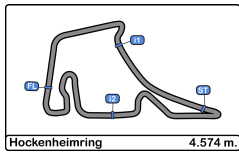
Track Temp: **44.8 °C** Air Temp: **23.4 °C** Humidity: **40 %** Track Status: **DRY**

Stewards:

Race Director:

Timekeeper:





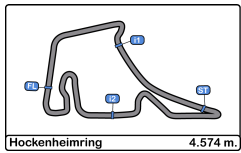
Hockenheimring
Alpine ELF Europa Cup
Race - 2



Provisional Classification by Driver Fastest Lap

Cls	N°	Driver	Nat	Team	Level	Category	Laps	Best	Time	Gap	Interval	Km/h
1	17	Jean-Baptiste Mela	FRA	AUTOSPORT GP	Inter C	Junior	13	3	1:50.656			148.8
2	15	Gael Castelli	FRA	CMR	Inter C		10	3	1:51.000	0.344	0.344	148.3
3	64	Mike Parisy	FRA	CMR	Inter C		3	3	1:51.012	0.356	0.012	148.3
4	11	Vincent Beltoise	FRA	RACING TECHNOLOGY	Inter C		13	3	1:51.057	0.401	0.045	148.2
5	29	Mateo Herrero	FRA	MILAN COMPETITION	Inter C	Junior	13	13	1:51.247	0.591	0.190	148.0
6	8	Nicolas Milan	FRA	MILAN COMPETITION	Inter C		8	3	1:51.307	0.651	0.060	147.9
7	69	Laurent Hurgon	FRA	AUTOSPORT GP-PATRICK ROGER	Inter C		13	3	1:51.334	0.678	0.027	147.9
8	2	Yann Zimmer	SUI	CMR	Inter C		8	3	1:51.399	0.743	0.065	147.8
9	21	Marc Guillot	FRA	MILAN COMPETITION	Inter C		13	13	1:51.534	0.878	0.135	147.6
10	110	Abbie Eaton	GBR	RACING TECHNOLOGY			13	3	1:51.588	0.932	0.054	147.5
11	4	Mathieu Blaise	FRA	RACING TECHNOLOGY	Inter D	Gentleman	13	3	1:51.798	1.142	0.210	147.2
12	74	Julien Neveu	FRA	AUTOSPORT GP	Inter C		4	3	1:51.982	1.326	0.184	147.0
13	14	Marc Sevestre	FRA	AUTOSPORT GP	Inter C	Gentleman	13	8	1:52.642	1.986	0.660	146.1
14	7	Franc Rouxel	FRA	RACING TECHNOLOGY	Inter D	Gentleman	13	8	1:54.108	3.452	1.466	144.3
15	18	Pierre Macchi	FRA	AUTOSPORT GP	Inter D	Gentleman	13	8	1:54.279	3.623	0.171	144.0
16	5	Stéphane Proux	FRA	RACING TECHNOLOGY	Inter D	Gentleman	12	8	1:55.007	4.351	0.728	143.1
17	6	Antoine Miquel	FRA	MILAN COMPETITION	Inter C	Junior	2	1	2:01.617	10.961	6.610	135.3





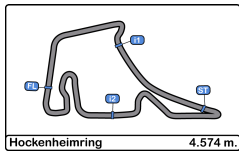
Hockenheimring
Alpine ELF Europa Cup
Race - 2



Distance and Speed Average

Cls	N°	Driver	Nat	Team	Level	Category	Laps	Distance	Total Time	Km/h
1	29	Mateo Herrero	FRA	MILAN COMPETITION	Inter C	Junior	13	59.46	27:04.177	131.7
2	21	Marc Guillot	FRA	MILAN COMPETITION	Inter C		13	59.46	27:04.736	131.7
3	69	Laurent Hurgon	FRA	AUTOSPORT GP-PATRICK ROGER	Inter C		13	59.46	27:05.317	131.7
4	11	Vincent Beltoise	FRA	RACING TECHNOLOGY	Inter C		13	59.46	27:08.916	131.4
5	110	Abbie Eaton	GBR	RACING TECHNOLOGY			13	59.46	27:10.028	131.3
6	4	Mathieu Blaise	FRA	RACING TECHNOLOGY	Inter D	Gentleman	13	59.46	27:18.272	130.6
7	14	Marc Sevestre	FRA	AUTOSPORT GP	Inter C	Gentleman	13	59.46	27:24.704	130.1
8	17	Jean-Baptiste Mela	FRA	AUTOSPORT GP	Inter C	Junior	13	59.46	27:29.930	129.7
9	7	Franc Rouxel	FRA	RACING TECHNOLOGY	Inter D	Gentleman	13	59.46	27:40.830	128.8
10	18	Pierre Macchi	FRA	AUTOSPORT GP	Inter D	Gentleman	13	59.46	27:43.456	128.6
11	5	Stéphane Proux	FRA	RACING TECHNOLOGY	Inter D	Gentleman	12	54.88	27:27.787	119.9
12	15	Gael Castelli	FRA	CMR	Inter C		10	45.74	21:25.846	128.0
Not classified: (Requirements: 75% of number laps of leader = 10 Laps)										
	2	Yann Zimmer	SUI	CMR	Inter C		8	36.59	17:45.418	123.6
	8	Nicolas Milan	FRA	MILAN COMPETITION	Inter C		8	36.59	17:45.561	123.6
	74	Julien Neveu	FRA	AUTOSPORT GP	Inter C		4	18.29	7:46.168	141.2
	64	Mike Parisy	FRA	CMR	Inter C		3	13.72	5:40.080	145.2
	6	Antoine Miquel	FRA	MILAN COMPETITION	Inter C	Junior	2	09.14	4:46.701	114.8





Hockenheimring
Alpine ELF Europa Cup
Race - 2
Lap Analysis



2 Yann Zimmer Alpine **7** Franc Rouxel Alpine

CMR						RACING TECHNOLOGY							
Lap D	Time	Sector 1	Sector 2	Sector 3	T. Spd	Elapsed	Lap D	Time	Sector 1	Sector 2	Sector 3	T. Spd	Elapsed
1	1:59.514	30.871	53.280	35.363		1:59.514	1	2:06.615	33.140	54.770	38.705		2:06.615
2	1:52.151	24.457	52.427	35.267		3:51.665	2	1:57.802	25.343	55.020	37.439		4:04.417
3	1:51.399	24.298	52.165	34.936		5:43.064	3	1:55.439	25.474	52.977	36.988		5:59.856
4	2:01.256	24.220	52.060	44.976		7:44.320	4	2:02.066	26.101	55.394	40.571		8:01.922
5	3:05.685	41.380	1:26.959	57.346		10:50.005	5	2:55.484	30.639	1:27.869	56.976		10:57.406
6	3:11.033	43.563	1:33.177	54.293		14:01.038	6	3:08.668	42.524	1:33.195	52.949		14:06.074
7	1:51.780	24.585	52.097	35.098		15:52.818	7	1:55.948	26.468	52.998	36.482		16:02.022
8	1:52.600	24.392	52.118	36.090		17:45.418	8	1:54.108	25.199	52.477	36.432		17:56.130
9	35.767						9	1:59.949	26.997	55.601	37.351		19:56.079

4 Mathieu Blaise Alpine **10** Nicolas Milan Alpine

RACING TECHNOLOGY

Lap D	Time	Sector 1	Sector 2	Sector 3	T. Spd	Elapsed	Lap D	Time	Sector 1	Sector 2	Sector 3	T. Spd	Elapsed
1	2:02.482	32.095	53.846	36.541		2:02.482	10	1:57.694	25.913	54.845	36.936		21:53.773
2	1:52.946	24.833	52.362	35.751		3:55.428	11	1:55.884	25.239	53.577	37.068		23:49.657
3	1:51.798	24.553	51.998	35.247		5:47.226	12	1:55.247	25.305	52.975	36.967		25:44.904
4	2:02.442	24.406	52.226	45.810		7:49.668	13	1:55.926	25.684	52.994	37.248		27:40.830
5	3:05.639	40.686	1:28.574	56.379		10:55.307							
6	3:08.159	42.707	1:33.346	52.106		14:03.466							
7	1:51.949	24.666	52.221	35.062		15:55.415							
8	1:52.001	24.566	52.117	35.318		17:47.416							
9	1:55.586	25.480	54.606	35.500		19:43.002							
10	1:51.954	24.784	52.059	35.111		21:34.956							
11	1:52.249	24.568	52.394	35.287		23:27.205							
12	1:56.702	25.473	55.198	36.031		25:23.907							
13	1:54.365	24.963	53.047	36.355		27:18.272							

5 Stéphane Proux Alpine **11** Vincent Beltoise Alpine

RACING TECHNOLOGY

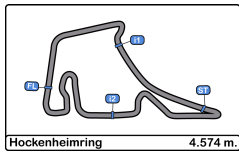
Lap D	Time	Sector 1	Sector 2	Sector 3	T. Spd	Elapsed	Lap D	Time	Sector 1	Sector 2	Sector 3	T. Spd	Elapsed
1	2:08.381	34.379	54.948	39.054		2:08.381	1	2:01.826	31.349	53.900	36.577		2:01.826
2	1:57.806	25.895	53.966	37.945		4:06.187	2	1:51.979	24.663	52.162	35.154		3:53.805
3	1:55.259	25.447	52.913	36.899		6:01.446	3	1:51.057	24.148	51.817	35.092		5:44.862
4	2:03.012	26.323	56.863	39.826		8:04.458	4	2:03.149	24.425	52.696	46.028		7:48.011
5	2:54.331	29.239	1:27.655	57.437		10:58.789	5	3:05.653	40.496	1:28.897	56.260		10:53.664
6	3:10.454	42.230	1:33.078	55.146		14:09.243	6	3:08.435	43.151	1:32.712	52.572		14:02.099
7	2:01.637	29.556	55.021	37.060		16:10.880	7	1:51.991	24.531	52.269	35.191		15:54.090
8	1:55.007	25.520	52.884	36.603		18:05.887	8	1:51.878	24.318	52.188	35.372		17:45.968
9	1:57.449	25.661	54.617	37.171		20:03.336	9	1:55.366	26.428	53.766	35.172		19:41.334
10	2:40.741 P	25.262	53.869	1:21.610		22:44.077	10	1:52.594	24.932	52.539	35.123		21:33.928
11	2:45.469	55.731	1:11.711	38.027		25:29.546	11	1:51.602	24.290	52.332	34.980		23:25.530
12	1:58.241	25.991	55.460	36.790		27:27.787	12	1:51.765	24.295	52.297	35.173		25:17.295
							13	1:51.621	24.382	52.053	35.186		27:08.916

6 Antoine Miquel Alpine **13**

MILAN COMPETITION

Lap D	Time	Sector 1	Sector 2	Sector 3	T. Spd	Elapsed
1	2:01.617	31.704	53.593	36.320		2:01.617
2	2:45.084 P	25.208	1:13.645	1:06.231		4:46.701





Hockenheimring
Alpine ELF Europa Cup
Race - 2
Lap Analysis



14

Marc Sevestre

Alpine **18**

Pierre Macchi

Alpine

AUTOSPORT GP

AUTOSPORT GP

Lap D	Time	Sector 1	Sector 2	Sector 3	T. Spd	Elapsed	Lap D	Time	Sector 1	Sector 2	Sector 3	T. Spd	Elapsed
1	2:02.937	32.475	54.128	36.334		2:02.937	1	2:22.074	33.505	53.870	54.699		2:22.074
2	1:54.540	24.750	54.134	35.656		3:57.477	2	1:58.113	27.101	53.905	37.107		4:20.187
3	1:53.585	24.819	53.017	35.749		5:51.062	3	1:55.758	25.180	53.461	37.117		6:15.945
4	1:59.741	25.081	53.070	41.590		7:50.803	4	2:10.104	25.537	1:00.807	43.760		8:26.049
5	3:05.818	40.906	1:27.972	56.940		10:56.621	5	2:34.263	30.250	1:06.560	57.453		11:00.312
6	3:08.248	42.455	1:33.414	52.379		14:04.869	6	3:08.114	42.330	1:33.101	52.683		14:08.426
7	1:54.820	25.782	53.013	36.025		15:59.689	7	1:55.947	26.416	53.046	36.485		16:04.373
8	1:52.642	24.941	52.108	35.593		17:52.331	8	1:54.279	24.955	52.782	36.542		17:58.652
9	1:55.701	25.718	54.172	35.811		19:48.032	9	2:01.357	26.911	56.193	38.253		20:00.009
10	1:54.785	24.772	54.241	35.772		21:42.817	10	1:58.357	25.473	55.519	37.365		21:58.366
11	1:54.125	24.650	53.530	35.945		23:36.942	11	1:55.797	25.288	53.971	36.538		23:54.163
12	1:53.624	24.929	52.745	35.950		25:30.566	12	1:54.799	25.259	52.670	36.870		25:48.962
13	1:54.138	25.420	53.073	35.645		27:24.704	13	1:54.494	24.995	52.717	36.782		27:43.456

15

Gael Castelli

Alpine **21**

Marc Guillot

Alpine

CMR

MILAN COMPETITION

Lap D	Time	Sector 1	Sector 2	Sector 3	T. Spd	Elapsed	Lap D	Time	Sector 1	Sector 2	Sector 3	T. Spd	Elapsed
1	1:56.445	29.382	52.203	34.860		1:56.445	1	1:59.162	30.866	52.923	35.373		1:59.162
2	1:51.572	24.244	52.243	35.085		3:48.017	2	1:52.167	24.503	52.439	35.225		3:51.329
3	1:51.000	24.236	51.775	34.989		5:39.017	3	1:52.390	24.896	52.128	35.366		5:43.719
4	2:02.885	24.191	51.759	46.935		7:41.902	4	2:01.889	24.264	51.903	45.722		7:45.608
5	3:04.166	41.172	1:26.932	56.062		10:46.068	5	3:05.121	41.701	1:25.843	57.577		10:50.729
6	3:13.266	44.797	1:33.076	55.393		13:59.334	6	3:10.503	44.193	1:32.834	53.476		14:01.232
7	1:51.756	24.389	52.395	34.972		15:51.090	7	1:51.909	24.556	52.211	35.142		15:53.141
8	1:52.437	24.410	52.948	35.079		17:43.527	8	1:52.339	24.414	52.181	35.744		17:45.480
9	1:51.062	24.256	51.943	34.863		19:34.589	9	1:51.902	24.709	52.138	35.055		19:37.382
10	1:51.257	24.406	52.099	34.752		21:25.846	10	1:51.891	24.528	52.118	35.245		21:29.273
11	24.202						11	1:51.795	24.383	52.339	35.073		23:21.068
							12	1:52.134	24.481	52.443	35.210		25:13.202
							13	1:51.534	24.496	51.870	35.168		27:04.736

17

Jean-Baptiste Mela

Alpine

AUTOSPORT GP

29

Mateo Herrero

Alpine

MILAN COMPETITION

Lap D	Time	Sector 1	Sector 2	Sector 3	T. Spd	Elapsed	Lap D	Time	Sector 1	Sector 2	Sector 3	T. Spd	Elapsed
1	1:56.122	29.228	52.102	34.792		1:56.122	1	1:58.113	30.616	52.559	34.938		1:58.113
2	1:52.751	24.313	52.191	36.247		3:48.873	2	1:51.504	24.308	51.844	35.352		3:49.617
3	1:50.656	24.364	51.402	34.890		5:39.529	3	1:51.348	24.487	51.755	35.106		5:40.965
4	2:02.956	24.248	51.445	47.263		7:42.485	4	2:02.003	24.374	51.653	45.976		7:42.968
5	3:04.718	41.554	1:26.694	56.470		10:47.203	5	3:05.156	41.594	1:27.044	56.518		10:48.124
6	3:12.499	44.311	1:33.102	55.086		13:59.702	6	3:12.194	44.033	1:33.118	55.043		14:00.318
7	1:51.926	24.366	52.464	35.096		15:51.628	7	1:51.874	24.480	52.057	35.337		15:52.192
8	1:52.715	24.180	52.634	35.901		17:44.343	8	1:51.658	24.432	52.013	35.213		17:43.850
9	1:50.684	24.182	51.783	34.719		19:35.027	9	1:52.005	24.433	52.502	35.070		19:35.855
10	1:51.369	24.303	52.101	34.965		21:26.396	10	1:51.660	24.481	52.318	34.861		21:27.515
11	1:51.459	24.096	52.354	35.009		23:17.855	11	1:53.224	24.298	53.523	35.403		23:20.739
12	1:51.101	24.281	51.948	34.872		25:08.956	12	1:52.191	24.570	52.501	35.120		25:12.930
13	1:50.974	24.117	52.006	34.851		26:59.930	13	1:51.247	24.308	51.985	34.954		27:04.177

64

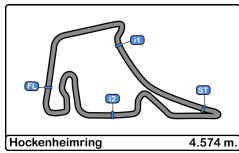
Mike Parisy

Alpine

CMR

Lap D	Time	Sector 1	Sector 2	Sector 3	T. Spd	Elapsed
1	1:57.348	29.938	52.386	35.024		1:57.348
2	1:51.720	24.427	51.840	35.453		3:49.068
3	1:51.012	24.597	51.539	34.876		5:40.080





Hockenheimring
Alpine ELF Europa Cup
Race - 2
Lap Analysis



69

Laurent Hurgon

Alpine

AUTOSPORT GP-PATRICK
 ROGER

Lap D	Time	Sector 1	Sector 2	Sector 3	T. Spd	Elapsed
1	2:01.478	31.229	54.037	36.212		2:01.478
2	1:51.396	24.337	51.756	35.303		3:52.874
3	1:51.334	24.450	51.689	35.195		5:44.208
4	2:02.598	24.673	51.782	46.143		7:46.806
5	3:04.849	40.985	1:27.160	56.704		10:51.655
6	3:10.134	43.755	1:32.908	53.471		14:01.789
7	1:51.831	24.520	52.188	35.123		15:53.620
8	1:52.071	24.456	52.018	35.597		17:45.691
9	1:53.251	25.714	52.305	35.232		19:38.942
10	1:51.812	24.518	52.202	35.092		21:30.754
11	1:51.653	24.531	52.137	34.985		23:22.407
12	1:51.384	24.394	51.736	35.254		25:13.791
13	1:51.526	24.287	51.992	35.247		27:05.317

74

Julien Neveu

Alpine

AUTOSPORT GP

Lap D	Time	Sector 1	Sector 2	Sector 3	T. Spd	Elapsed
1	1:58.931	30.423	53.208	35.300		1:58.931
2	1:53.141	24.406	53.354	35.381		3:52.072
3	1:51.982	24.304	52.358	35.320		5:44.054
4	2:02.114	24.377	51.980	45.757		7:46.168

110

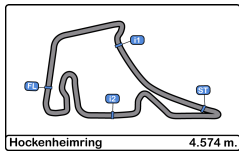
Abbie Eaton

Alpine

RACING TECHNOLOGY

Lap D	Time	Sector 1	Sector 2	Sector 3	T. Spd	Elapsed
1	2:02.131	31.879	53.706	36.546		2:02.131
2	1:52.805	24.873	52.329	35.603		3:54.936
3	1:51.588	24.349	51.738	35.501		5:46.524
4	2:02.486	24.612	52.110	45.764		7:49.010
5	3:05.367	40.534	1:28.572	56.261		10:54.377
6	3:08.357	43.200	1:32.995	52.162		14:02.734
7	1:51.988	24.487	52.147	35.354		15:54.722
8	1:51.771	24.369	52.128	35.274		17:46.493
9	1:55.761	25.914	54.459	35.388		19:42.254
10	1:52.123	24.639	52.220	35.264		21:34.377
11	1:52.194	24.466	52.220	35.508		23:26.571
12	1:51.599	24.370	52.003	35.226		25:18.170
13	1:51.858	24.370	52.039	35.449		27:10.028



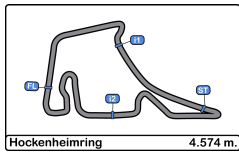


Hockenheimring
Alpine ELF Europa Cup
Race - 2
Analysis by Lap



Num	Lap Time	Gap	Num	Lap Time	Gap	Num	Lap Time	Gap	Num	Lap Time	Gap	Num	Lap Time	Gap
Lap 1			Lap 3			2	3:05.685	03.937	18	1:55.947	13.283	110	1:52.123	08.531
17	1:56.122		15	1:51.000		21	3:05.121	04.661	5	2:01.637	19.790	4	1:51.954	09.110
15	1:56.445	00.323	17	1:50.656	00.512	69	3:04.849	05.587	Num	Lap Time	Gap	14	1:54.785	16.971
64	1:57.348	01.226	64	1:51.012	01.063	11	3:05.653	07.596	Lap 8			7	1:57.694	27.927
29	1:58.113	01.991	29	1:51.348	01.948	110	3:05.367	08.309	15	1:52.437		18	1:58.357	32.520
8	1:58.547	02.425	8	1:51.307	02.397	4	3:05.639	09.239	29	1:51.658	00.323	5	2:40.741	1:18.231
74	1:58.931	02.809	2	1:51.399	04.047	14	3:05.818	10.553	17	1:52.715	00.816	Num	Lap Time	Gap
21	1:59.162	03.040	21	1:52.390	04.702	7	2:55.484	11.338	2	1:52.600	01.891	Lap 11		
2	1:59.514	03.392	74	1:51.982	05.037	5	2:54.331	12.721	21	1:52.339	01.953	17	1:51.459	
69	2:01.478	05.356	69	1:51.334	05.191	18	2:34.263	14.244	8	1:53.112	02.034	29	1:53.224	02.884
6	2:01.617	05.495	11	1:51.057	05.845	Num	Lap Time	Gap	69	1:52.071	02.164	21	1:51.795	03.213
11	2:01.826	05.704	110	1:51.588	07.507	Lap 6			11	1:51.878	02.441	69	1:51.653	04.552
110	2:02.131	06.009	4	1:51.798	08.209	15	3:13.266		110	1:51.771	02.966	11	1:51.602	07.675
4	2:02.482	06.360	14	1:53.585	12.045	17	3:12.499	00.368	4	1:52.001	03.889	110	1:52.194	08.716
14	2:02.937	06.815	7	1:55.439	20.839	29	3:12.194	00.984	14	1:52.642	08.804	4	1:52.249	09.350
7	2:06.615	10.493	5	1:55.259	22.429	8	3:11.794	01.460	7	1:54.108	12.603	14	1:54.125	19.087
5	2:08.381	12.259	18	1:55.758	36.928	2	3:11.033	01.704	18	1:54.279	15.125	7	1:55.884	31.802
18	2:22.074	25.952	Num	Lap Time	Gap	21	3:10.503	01.898	5	1:55.007	22.360	18	1:55.797	36.308
Num	Lap Time	Gap	Lap 4			69	3:10.134	02.455	Num	Lap Time	Gap	Num	Lap Time	Gap
Lap 2			15	2:02.885		11	3:08.435	02.765	Lap 9			Lap 12		
15	1:51.572		17	2:02.956	00.583	110	3:08.357	03.400	15	1:51.062		17	1:51.101	
17	1:52.751	00.856	29	2:02.003	01.066	4	3:08.159	04.132	17	1:50.684	00.438	29	1:52.191	03.974
64	1:51.720	01.051	8	2:02.123	01.635	14	3:08.248	05.535	29	1:52.005	01.266	21	1:52.134	04.246
29	1:51.504	01.600	2	2:01.256	02.418	7	3:08.668	06.740	21	1:51.902	02.793	69	1:51.384	04.835
8	1:51.560	02.090	21	2:01.889	03.706	18	3:08.114	09.092	69	1:53.251	04.353	11	1:51.765	08.339
21	1:52.167	03.312	74	2:02.114	04.266	5	3:10.454	09.909	11	1:55.366	06.745	110	1:51.599	09.214
2	1:52.151	03.648	69	2:02.598	04.904	Num	Lap Time	Gap	110	1:55.761	07.665	4	1:56.702	14.951
74	1:53.141	04.055	11	2:03.149	06.109	Lap 7			4	1:55.586	08.413	5	2:45.469	1 Lap
69	1:51.396	04.857	110	2:02.486	07.108	15	1:51.756		14	1:55.701	13.443	14	1:53.624	21.610
11	1:51.979	05.788	4	2:02.442	07.766	17	1:51.926	00.538	7	1:59.949	21.490	7	1:55.247	35.948
110	1:52.805	06.919	14	1:59.741	08.901	29	1:51.874	01.102	18	2:01.357	25.420	18	1:54.799	40.006
4	1:52.946	07.411	7	2:02.066	20.020	8	1:51.655	01.359	5	1:57.449	28.747	Num	Lap Time	Gap
14	1:54.540	09.460	5	2:03.012	22.556	2	1:51.780	01.728	Num	Lap Time	Gap	Lap 13		
7	1:57.802	16.400	18	2:10.104	44.147	21	1:51.909	02.051	Lap 10			17	1:50.974	
5	1:57.806	18.170	Num	Lap Time	Gap	69	1:51.831	02.530	15	1:51.257		29	1:51.247	04.247
18	1:58.113	32.170	Lap 5			11	1:51.991	03.000	17	1:51.369	00.550	21	1:51.534	04.806
6	2:45.084	58.684	15	3:04.166		110	1:51.988	03.632	29	1:51.660	01.669	69	1:51.526	05.387
			17	3:04.718	01.135	4	1:51.949	04.325	21	1:51.891	03.427	11	1:51.621	08.986
			29	3:05.156	02.056	14	1:54.820	08.599	69	1:51.812	04.908	110	1:51.858	10.098
			8	3:05.463	02.932	7	1:55.948	10.932	11	1:52.594	08.082	4	1:54.365	18.342



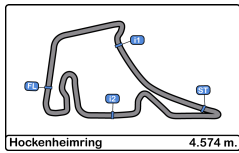


Hockenheimring
Alpine ELF Europa Cup
Race - 2
Analysis by Lap



Num	Lap Time	Gap
14	1:54.138	24.774
5	1:58.241	1 Lap
7	1:55.926	40.900
18	1:54.494	43.526



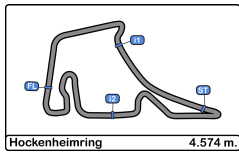


Hockenheimring
Alpine ELF Europa Cup
Race - 2
Best Sectors Results



Sector - 1				Sector - 2				Sector - 3				Ideal Lap vs Best Lap			
Clas	Nº	Driver	Time	Nº	Driver	Time	Nº	Driver	Time	Clas	Nº	Driver	Ideal Lap	Best Lap	Clas
1	17	Jean-Baptiste Mela	24.096	17	Jean-Baptiste Mela	51.402	17	Jean-Baptiste Mela	34.719	1	17	Jean-Baptiste Mela	1:50.217	1:50.656	1
2	11	Vincent Beltoise	24.148	64	Mike Parisy	51.539	15	Gael Castelli	34.752	2	15	Gael Castelli	1:50.702	1:51.000	2
3	15	Gael Castelli	24.191	29	Mateo Herrero	51.653	29	Mateo Herrero	34.861	3	29	Mateo Herrero	1:50.812	1:51.247	5
4	2	Yann Zimmer	24.220	69	Laurent Hurgon	51.689	64	Mike Parisy	34.876	4	64	Mike Parisy	1:50.842	1:51.012	3
5	21	Marc Guillot	24.264	110	Abbie Eaton	51.738	2	Yann Zimmer	34.936	5	11	Vincent Beltoise	1:50.945	1:51.057	4
6	8	Nicolas Milan	24.265	15	Gael Castelli	51.759	11	Vincent Beltoise	34.980	6	69	Laurent Hurgon	1:50.961	1:51.334	7
7	69	Laurent Hurgon	24.287	11	Vincent Beltoise	51.817	69	Laurent Hurgon	34.985	7	8	Nicolas Milan	1:51.128	1:51.307	6
8	29	Mateo Herrero	24.298	8	Nicolas Milan	51.865	8	Nicolas Milan	34.998	8	21	Marc Guillot	1:51.189	1:51.534	9
9	74	Julien Neveu	24.304	21	Marc Guillot	51.870	21	Marc Guillot	35.055	9	2	Yann Zimmer	1:51.216	1:51.399	8
10	11	Abbie Eaton	24.349	74	Julien Neveu	51.980	4	Mathieu Blaise	35.062	10	110	Abbie Eaton	1:51.313	1:51.588	10
11	4	Mathieu Blaise	24.406	4	Mathieu Blaise	51.998	110	Abbie Eaton	35.226	11	4	Mathieu Blaise	1:51.466	1:51.798	11
12	64	Mike Parisy	24.427	2	Yann Zimmer	52.060	74	Julien Neveu	35.300	12	74	Julien Neveu	1:51.584	1:51.982	12
13	14	Marc Sevestre	24.650	14	Marc Sevestre	52.108	14	Marc Sevestre	35.593	13	14	Marc Sevestre	1:52.351	1:52.642	13
14	18	Pierre Macchi	24.955	7	Franc Rouxel	52.477	6	Antoine Miquel	36.320	14	7	Franc Rouxel	1:54.108	1:54.108	14
15	7	Franc Rouxel	25.199	18	Pierre Macchi	52.670	7	Franc Rouxel	36.432	15	18	Pierre Macchi	1:54.110	1:54.279	15
16	6	Antoine Miquel	25.208	5	Stéphane Proux	52.884	18	Pierre Macchi	36.485	16	5	Stéphane Proux	1:54.749	1:55.007	16
17	5	Stéphane Proux	25.262	6	Antoine Miquel	53.593	5	Stéphane Proux	36.603	17	6	Antoine Miquel	1:55.121	2:01.617	17



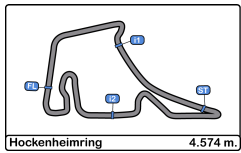


Hockenheimring
Alpine ELF Europa Cup
Race - 2
Leader Sequence



N°	Driver	Nat	Team	Level	Category	Start Lap	End Lap	Laps	Total Laps
17	Jean-Baptiste Mela	FRA	AUTOSPORT GP	Inter C	Junior	1	1	1	1
15	Gael Castelli	FRA	CMR	Inter C		2	10	9	9
17	Jean-Baptiste Mela	FRA	AUTOSPORT GP	Inter C	Junior	11	13	3	4



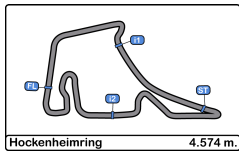


Hockenheimring
Alpine ELF Europa Cup
Race - 2
Best 5 Lap Times



Cls	N°	Driver	Nat	Team	Level	Category	Best 1		Best 2		Best 3		Best 4		Best 5	
							Time	Lap	Time	Lap	Time	Lap	Time	Lap	Time	Lap
1	17	Jean-Baptiste Mela	FRA	AUTOSPORT GP	Inter C	Junior	1:50.656	3	1:50.684	9	1:50.974	13	1:51.101	12	1:51.369	10
2	15	Gael Castelli	FRA	CMR	Inter C		1:51.000	3	1:51.062	9	1:51.257	10	1:51.572	2	1:51.756	7
3	64	Mike Parisy	FRA	CMR	Inter C		1:51.012	3	1:51.720	2	1:57.348	1				
4	11	Vincent Beltoise	FRA	RACING TECHNOLOGY	Inter C		1:51.057	3	1:51.602	11	1:51.621	13	1:51.765	12	1:51.878	8
5	29	Mateo Herrero	FRA	MILAN COMPETITION	Inter C	Junior	1:51.247	13	1:51.348	3	1:51.504	2	1:51.658	8	1:51.660	10
6	8	Nicolas Milan	FRA	MILAN COMPETITION	Inter C		1:51.307	3	1:51.560	2	1:51.655	7	1:53.112	8	1:58.547	1
7	69	Laurent Hurgon	FRA	AUTOSPORT GP-PATRICK BOFFA	Inter C		1:51.334	3	1:51.384	12	1:51.396	2	1:51.526	13	1:51.653	11
8	2	Yann Zimmer	SUI	CMR	Inter C		1:51.399	3	1:51.780	7	1:52.151	2	1:52.600	8	1:59.514	1
9	21	Marc Guillot	FRA	MILAN COMPETITION	Inter C		1:51.534	13	1:51.795	11	1:51.891	10	1:51.902	9	1:51.909	7
10	110	Abbie Eaton	GBR	RACING TECHNOLOGY			1:51.588	3	1:51.599	12	1:51.771	8	1:51.858	13	1:51.988	7
11	4	Mathieu Blaise	FRA	RACING TECHNOLOGY	Inter D	Gentleman	1:51.798	3	1:51.949	7	1:51.954	10	1:52.001	8	1:52.249	11
12	74	Julien Neveu	FRA	AUTOSPORT GP	Inter C		1:51.982	3	1:53.141	2	1:58.931	1	2:02.114	4		
13	14	Marc Sevestre	FRA	AUTOSPORT GP	Inter C	Gentleman	1:52.642	8	1:53.585	3	1:53.624	12	1:54.125	11	1:54.138	13
14	7	Franc Rouxel	FRA	RACING TECHNOLOGY	Inter D	Gentleman	1:54.108	8	1:55.247	12	1:55.439	3	1:55.884	11	1:55.926	13
15	18	Pierre Macchi	FRA	AUTOSPORT GP	Inter D	Gentleman	1:54.279	8	1:54.494	13	1:54.799	12	1:55.758	3	1:55.797	11
16	5	Stéphane Proux	FRA	RACING TECHNOLOGY	Inter D	Gentleman	1:55.007	8	1:55.259	3	1:57.449	9	1:57.806	2	1:58.241	12
17	6	Antoine Miquel	FRA	MILAN COMPETITION	Inter C	Junior	2:01.617	1	2:45.084	2						



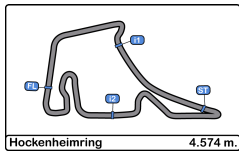


Hockenheimring
Alpine ELF Europa Cup
Race - 2
Fastest Laps Sequence



Lap	Time of Day	Session Time	N°	Driver	Nat	Team	Level	Category	Time	Km/h
2	15:42:27.586	3:47.586	15	Gael Castelli	FRA	CMR	Inter C		1:51.572	147.5
2	15:42:29.187	3:49.187	29	Mateo Herrero	FRA	MILAN COMPETITION	Inter C	Junior	1:51.504	147.6
2	15:42:32.443	3:52.443	69	Laurent Hurgon	FRA	AUTOSPORT GP-PATRICK ROGER	Inter C		1:51.396	147.8
3	15:44:18.586	5:38.586	15	Gael Castelli	FRA	CMR	Inter C		1:51.000	148.3
3	15:44:19.098	5:39.098	17	Jean-Baptiste Mela	FRA	AUTOSPORT GP	Inter C	Junior	1:50.656	148.8





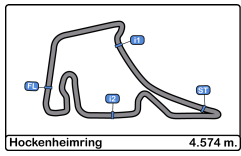
Hockenheimring
Alpine ELF Europa Cup
Race - 2
Lap Chart



LAP

Nr	Pos	Grid	1	2	3	4	5	6	7	8	9	10	11	12	13
17	1	17	17	15	15	15	15	15	15	15	15	15	17	17	17
15	2	15	15	17	17	17	17	17	17	29	17	17	29	29	29
29	3	29	64	64	64	29	29	29	29	17	29	29	21	21	21
64	4	64	29	29	29	8	8	8	8	2	21	21	69	69	69
21	5	21	8	8	8	2	2	2	2	21	69	69	11	11	11
2	6	2	74	21	2	21	21	21	21	8	11	11	110	110	110
11	7	11	21	2	21	74	69	69	69	69	110	110	4	4	4
8	8	8	2	74	74	69	11	11	11	11	4	4	14	14	14
6	9	6	69	69	69	11	110	110	110	110	14	14	7	7	7
74	10	74	6	11	11	110	4	4	4	4	7	7	18	18	18
110	11	110	11	110	110	4	14	14	14	14	18	18	5	5	
4	12	4	110	4	4	14	7	7	7	7	5	5			
14	13	14	4	14	14	7	5	18	18	18					
69	14	69	14	7	7	5	18	5	5	5					
18	15	18	7	5	5	18									
7	16	7	5	18	18										
5	17	5	18	6											

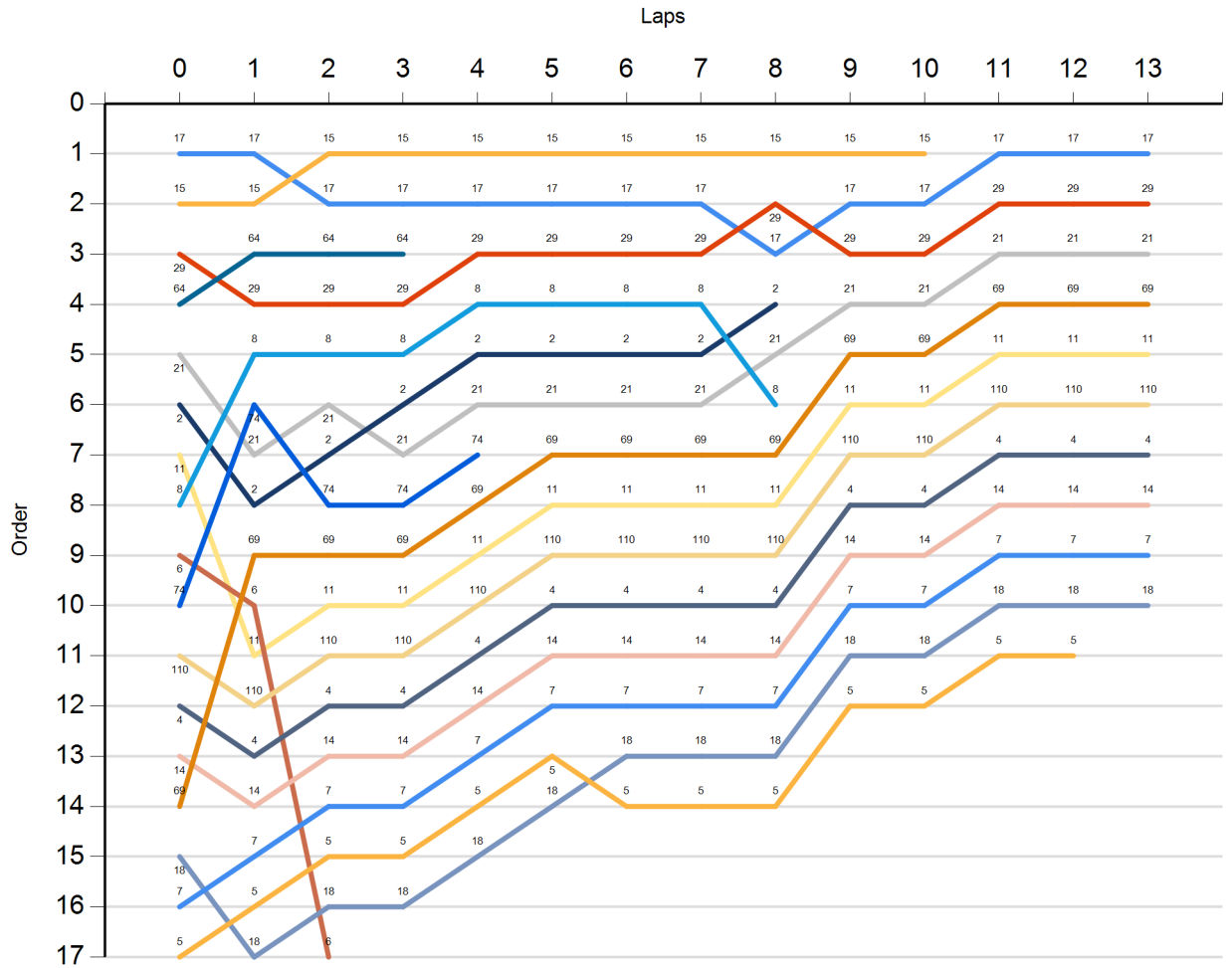


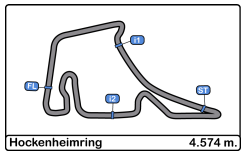


Hockenheimring
Alpine ELF Europa Cup
Race - 2
Graphic Lap Chart



- 17
- 15
- 29
- 64
- 21
- 2
- 11
- 8
- 6
- 74
- 110
- 4
- 14
- 69
- 18
- 7
- 5



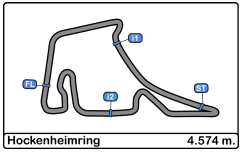


Hockenheimring
Alpine ELF Europa Cup
Race - 2
Pit Stop Analysis



N°	In Day Time	Driver	Nat	Team	Nat	Vehicle	In Time	Stop N°	Pit Time	Handicap	Penalty
5	16:01:20.014	Stéphane Proux	FRA	RACING TECHNOLOGY		Alpine	22:40.445	1	36.325		

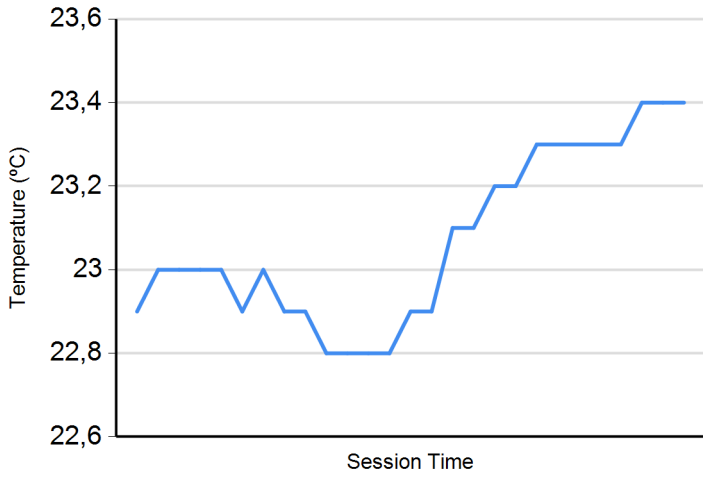




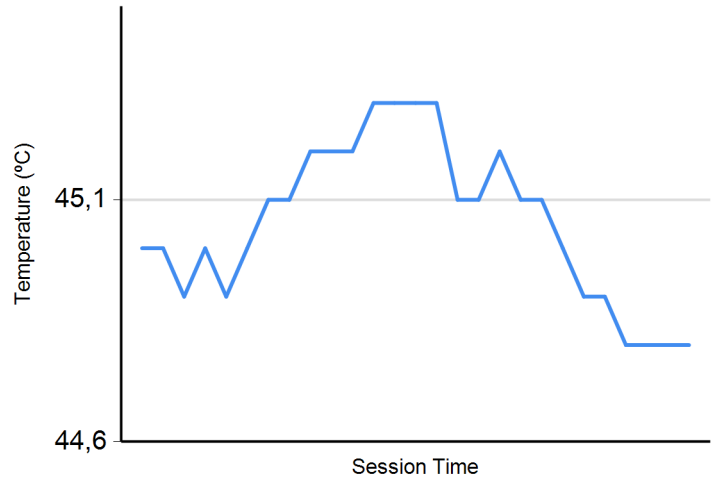
Hockenheimring
Alpine ELF Europa Cup
Race - 2
Weather Report



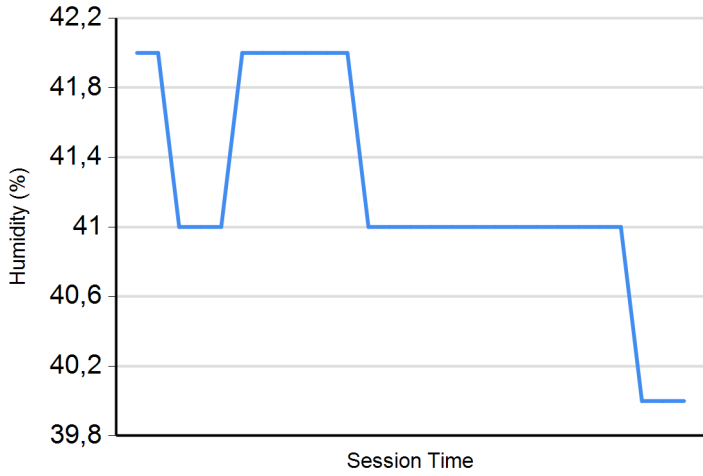
Air Temperature



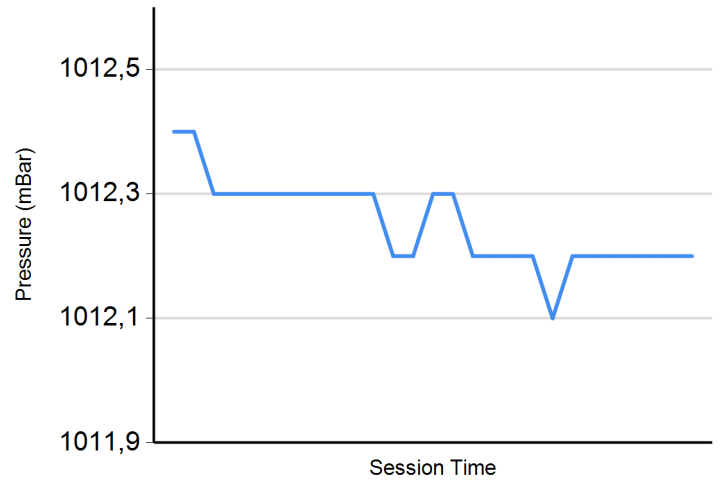
Track Temperature



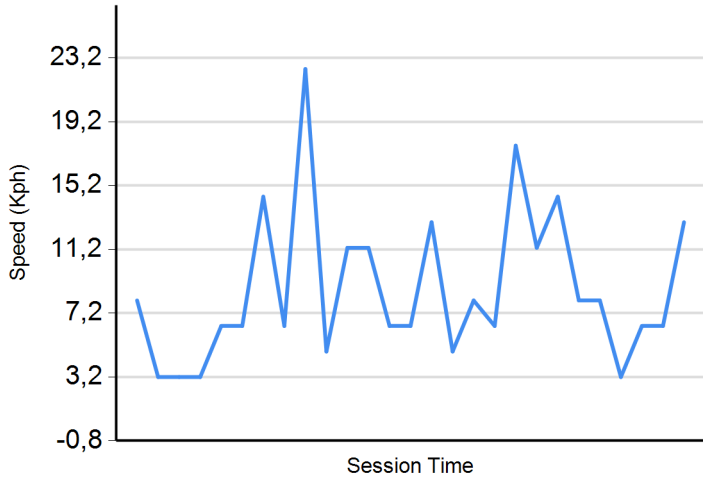
Humidity



Pressure



Wind Speed



Wind direction

North = 0°/360° Est = 90° South = 180° West = 270°

