

**Silverstone Circuit**  
**Alpine ELF Europa Cup**  
**Race - 2**  
**Final Results**



Cls	N°	Driver	Nat	Team	Level	Category	Laps	Total Time	Gap	Interval	Km/h	Best	Time	Km/h
1	110	Oliver Webb	GBR	RACING TECHNOLOGY			12	<b>27:21.390</b>			155.0	6	2:16.030	155.9
2	15	Gael Castelli	FRA	MILAN COMPETITION			12	<b>27:21.728</b>	0.338	0.338	155.0	6	2:15.780	156.1
3	2	Vincent Beltoise	FRA	CMR - CCF	Inter C		12	<b>27:26.876</b>	5.486	5.148	154.5	3	2:16.034	155.8
4	14	Julien Neveu	FRA	AUTOSPORT GP	Inter C		12	<b>27:27.665</b>	6.275	0.789	154.4	4	2:16.106	155.8
5	8	Nicolas Milan	FRA	MILAN COMPETITION	Inter C		12	<b>27:29.698</b>	8.308	2.033	154.2	6	2:16.406	155.4
6	11	Sylvain Noel	FRA	RACING TECHNOLOGY	Inter C	Gentleman	12	<b>27:30.216</b>	8.826	0.518	154.2	5	2:16.362	155.5
7	17	Jean-Baptiste Mela	FRA	AUTOSPORT GP	Inter C	Junior	12	<b>27:30.767</b>	9.377	0.551	154.1	5	2:16.478	155.3
8	69	Laurent Hurgon	FRA	AUTOSPORT GP-PATRICK ROGER	Inter C	Gentleman	12	<b>27:32.401</b>	11.011	1.634	154.0	5	2:16.462	155.4
9	76	Pierre Sancinéna	FRA	CMR	Inter C		12	<b>27:40.736</b>	19.346	8.335	153.2	7	2:16.876	154.9
10	4	Mathieu Blaise	FRA	RACING TECHNOLOGY	Inter D		12	<b>27:48.479</b>	27.089	7.743	152.5	7	2:17.402	154.3
11	7	Franc Rouxel	FRA	RACING TECHNOLOGY	Inter D	Gentleman	12	<b>28:35.676</b>	1:14.286	47.197	148.3	10	2:21.097	150.3
12	18	Pierre Macchi	FRA	AUTOSPORT GP	Inter D	Gentleman	12	<b>28:43.353</b>	1:21.963	7.677	147.6	9	2:20.663	150.7
<b>Not classified: (Requirements: 75% of number laps of leader = 9 Laps)</b>														
	77	Thomas Padovani	EST	MILAN COMPETITION	Inter C									

**Fastest lap Gael Castelli in 2:15.780 at 156.2 Km/h in lap 6**

Published at:.....

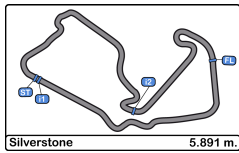
Track Temp: **42.2 °C** Air Temp: **24.0 °C** Humidity: **36 %** Track Status: **DRY**

Stewards:

Race Director:

Timekeeper:





**Silverstone Circuit**  
**Alpine ELF Europa Cup**  
**Race - 2**  
**Final Results by Class**




Cla	N°	Driver	Nat	Team	Level	Category	Laps	Total Time	Gap	Interval	Km/h	Best	Time	Km/h
1	110	Oliver Webb	GBR	RACING TECHNOLOGY			12	27:21.390			155.0	6	2:16.030	155.9
2	15	Gael Castelli	FRA	MILAN COMPETITION			12	27:21.728	0.338	0.338	155.0	6	2:15.780	156.1
<b>Inter C</b>														
1	2	Vincent Beltoise	FRA	CMR - CCF	Inter C		12	27:26.876			154.5	3	2:16.034	155.8
2	14	Julien Neveu	FRA	AUTOSPORT GP	Inter C		12	27:27.665	6.275	0.789	154.4	4	2:16.106	155.8
3	8	Nicolas Milan	FRA	MILAN COMPETITION	Inter C		12	27:29.698	8.308	2.033	154.2	6	2:16.406	155.4
4	11	Sylvain Noel	FRA	RACING TECHNOLOGY	Inter C	Gentleman	12	27:30.216	8.826	0.518	154.2	5	2:16.362	155.5
5	17	Jean-Baptiste Mela	FRA	AUTOSPORT GP	Inter C	Junior	12	27:30.767	9.377	0.551	154.1	5	2:16.478	155.3
6	69	Laurent Hurgon	FRA	AUTOSPORT GP-PATRICK ROGER	Inter C	Gentleman	12	27:32.401	11.011	1.634	154.0	5	2:16.462	155.4
7	76	Pierre Sancin�ena	FRA	CMR	Inter C		12	27:40.736	19.346	8.335	153.2	7	2:16.876	154.9
<b>Not classified: (Requirements: 75% of number laps of leader = 9 Laps)</b>														
	77	Thomas Padovani	EST	MILAN COMPETITION	Inter C									
<b>Inter D</b>														
1	4	Mathieu Blaise	FRA	RACING TECHNOLOGY	Inter D		12	27:48.479			152.5	7	2:17.402	154.3
2	7	Franc Rouxel	FRA	RACING TECHNOLOGY	Inter D	Gentleman	12	28:35.676	1:14.286	47.197	148.3	10	2:21.097	150.3
3	18	Pierre Macchi	FRA	AUTOSPORT GP	Inter D	Gentleman	12	28:43.353	1:21.963	7.677	147.6	9	2:20.663	150.7

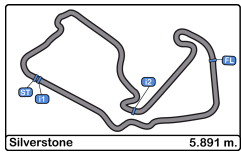
**Fastest lap Gael Castelli in 2:15.780 at 156.2 Km/h in lap 6**

Published at:.....

Track Temp: **42.2 °C** Air Temp: **24.0 °C** Humidity: **36 %** Track Status: **DRY**

<b>Stewards:</b>	<b>Race Director:</b>	<b>Timekeeper:</b> 
------------------	-----------------------	---





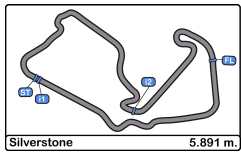
Silverstone Circuit  
Alpine ELF Europa Cup  
Race - 2



Final Classification by Driver Fastest Lap

Cls	N°	Driver	Nat	Team	Level	Category	Laps	Best	Time	Gap	Interval	Km/h
1	15	Gael Castelli	FRA	MILAN COMPETITION			12	6	<b>2:15.780</b>			156.1
2	110	Oliver Webb	GBR	RACING TECHNOLOGY			12	6	<b>2:16.030</b>	0.250	0.250	155.9
3	2	Vincent Beltoise	FRA	CMR - CCF	Inter C		12	3	<b>2:16.034</b>	0.254	0.004	155.8
4	14	Julien Neveu	FRA	AUTOSPORT GP	Inter C		12	4	<b>2:16.106</b>	0.326	0.072	155.8
5	11	Sylvain Noel	FRA	RACING TECHNOLOGY	Inter C	Gentleman	12	5	<b>2:16.362</b>	0.582	0.256	155.5
6	8	Nicolas Milan	FRA	MILAN COMPETITION	Inter C		12	6	<b>2:16.406</b>	0.626	0.044	155.4
7	69	Laurent Hurgon	FRA	AUTOSPORT GP-PATRICK ROGER	Inter C	Gentleman	12	5	<b>2:16.462</b>	0.682	0.056	155.4
8	17	Jean-Baptiste Mela	FRA	AUTOSPORT GP	Inter C	Junior	12	5	<b>2:16.478</b>	0.698	0.016	155.3
9	76	Pierre Sancinéna	FRA	CMR	Inter C		12	7	<b>2:16.876</b>	1.096	0.398	154.9
10	4	Mathieu Blaise	FRA	RACING TECHNOLOGY	Inter D		12	7	<b>2:17.402</b>	1.622	0.526	154.3
11	18	Pierre Macchi	FRA	AUTOSPORT GP	Inter D	Gentleman	12	9	<b>2:20.663</b>	4.883	3.261	150.7
12	7	Franc Rouxel	FRA	RACING TECHNOLOGY	Inter D	Gentleman	12	10	<b>2:21.097</b>	5.317	0.434	150.3





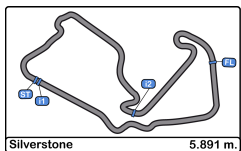
**Silverstone Circuit**  
**Alpine ELF Europa Cup**  
**Race - 2**



**Distance and Speed Average**

Cls	N°	Driver	Nat	Team	Level	Category	Laps	Distance	Total Time	Km/h
1	110	Oliver Webb	GBR	RACING TECHNOLOGY			12	70.69	27:21.390	155.0
2	15	Gael Castelli	FRA	MILAN COMPETITION			12	70.69	27:21.728	155.0
3	2	Vincent Beltoise	FRA	CMR - CCF	Inter C		12	70.69	27:26.876	154.5
4	14	Julien Neveu	FRA	AUTOSPORT GP	Inter C		12	70.69	27:27.665	154.4
5	8	Nicolas Milan	FRA	MILAN COMPETITION	Inter C		12	70.69	27:29.698	154.2
6	11	Sylvain Noel	FRA	RACING TECHNOLOGY	Inter C	Gentleman	12	70.69	27:30.216	154.2
7	17	Jean-Baptiste Mela	FRA	AUTOSPORT GP	Inter C	Junior	12	70.69	27:30.767	154.1
8	69	Laurent Hurgon	FRA	AUTOSPORT GP-PATRICK ROGER	Inter C	Gentleman	12	70.69	27:32.401	154.0
9	76	Pierre Sancinéna	FRA	CMR	Inter C		12	70.69	27:40.736	153.2
10	4	Mathieu Blaise	FRA	RACING TECHNOLOGY	Inter D		12	70.69	27:48.479	152.5
11	7	Franc Rouxel	FRA	RACING TECHNOLOGY	Inter D	Gentleman	12	70.69	28:35.676	148.3
12	18	Pierre Macchi	FRA	AUTOSPORT GP	Inter D	Gentleman	12	70.69	28:43.353	147.6
<b>Not classified: (Requirements: 75% of number laps of leader = 9 Laps)</b>										
	77	Thomas Padovani	EST	MILAN COMPETITION	Inter C					





**Silverstone Circuit**  
**Alpine ELF Europa Cup**  
**Race - 2**  
**Lap Analysis**



2

Vincent Beltoise

8

Nicolas Milan

CMR - CCF

MILAN COMPETITION

Lap D	Time	Sector 1	Sector 2	Sector 3	T. Spd	Elapsed	Lap D	Time	Sector 1	Sector 2	Sector 3	T. Spd	Elapsed
1	2:22.564	46.741	1:00.161	35.662		2:22.564	1	2:24.657	47.848	1:00.791	36.018		2:24.657
2	2:16.652	41.470	59.527	35.655		4:39.216	2	2:17.178	41.384	1:00.091	35.703		4:41.835
3	2:16.034	41.284	59.091	35.659		6:55.250	3	2:16.938	41.213	59.875	35.850		6:58.773
4	2:16.353	41.165	59.323	35.865		9:11.603	4	2:16.715	41.418	59.410	35.887		9:15.488
5	2:16.536	41.445	59.328	35.763		11:28.139	5	2:16.509	41.379	59.388	35.742		11:31.997
6	2:17.977	42.239	59.891	35.847		13:46.116	6	2:16.406	41.326	59.386	35.694		13:48.403
7	2:16.880	41.630	59.396	35.854		16:02.996	7	2:16.783	41.079	59.756	35.948		16:05.186
8	2:16.803	41.515	59.426	35.862		18:19.799	8	2:16.942	41.522	59.737	35.683		18:22.128
9	2:16.591	41.616	59.124	35.851		20:36.390	9	2:16.461	41.288	59.500	35.673		20:38.589
10	2:16.393	41.285	59.258	35.850		22:52.783	10	2:16.968	41.221	59.891	35.856		22:55.557
11	2:16.862	41.542	59.325	35.995		25:09.645	11	2:16.834	41.107	59.865	35.862		25:12.391
12	2:17.231	41.773	59.441	36.017		27:26.876	12	2:17.307	41.411	1:00.095	35.801		27:29.698

4

Mathieu Blaise

11

Sylvain Noel

RACING TECHNOLOGY

RACING TECHNOLOGY

Lap D	Time	Sector 1	Sector 2	Sector 3	T. Spd	Elapsed	Lap D	Time	Sector 1	Sector 2	Sector 3	T. Spd	Elapsed
1	2:26.992	49.521	1:01.205	36.266		2:26.992	1	2:23.581	47.385	1:00.388	35.808		2:23.581
2	2:18.648	42.264	1:00.362	36.022		4:45.640	2	2:16.710	41.430	59.543	35.737		4:40.291
3	2:18.322	42.050	1:00.083	36.189		7:03.962	3	2:16.525	41.378	59.396	35.751		6:56.816
4	2:18.387	41.953	1:00.517	35.917		9:22.349	4	2:16.731	41.370	59.515	35.846		9:13.547
5	2:17.472	41.782	59.584	36.106		11:39.821	5	2:16.362	41.198	59.464	35.700		11:29.909
6	2:18.659	41.860	1:00.193	36.606		13:58.480	6	2:17.296	41.291	1:00.262	35.743		13:47.205
7	2:17.402	41.904	59.655	35.843		16:15.882	7	2:17.314	41.493	59.946	35.875		16:04.519
8	2:18.033	41.875	1:00.175	35.983		18:33.915	8	2:16.789	41.281	59.793	35.715		18:21.308
9	2:18.060	41.644	1:00.096	36.320		20:51.975	9	2:16.618	41.287	59.557	35.774		20:37.926
10	2:18.905	42.395	1:00.228	36.282		23:10.880	10	2:17.079	41.391	59.864	35.824		22:55.005
11	2:18.800	42.218	1:00.401	36.181		25:29.680	11	2:17.910	41.377	1:00.235	36.298		25:12.915
12	2:18.799	42.219	1:00.415	36.165		27:48.479	12	2:17.301	41.241	1:00.160	35.900		27:30.216

7

Franc Rouxel

14

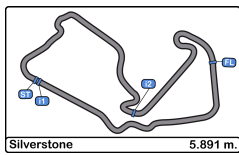
Julien Neveu

RACING TECHNOLOGY

AUTOSPORT GP

Lap D	Time	Sector 1	Sector 2	Sector 3	T. Spd	Elapsed	Lap D	Time	Sector 1	Sector 2	Sector 3	T. Spd	Elapsed
1	2:30.035	50.454	1:03.045	36.536		2:30.035	1	2:23.304	46.873	1:00.604	35.827		2:23.304
2	2:22.820	43.373	1:02.374	37.073		4:52.855	2	2:16.613	41.299	59.628	35.686		4:39.917
3	2:25.005	43.770	1:04.164	37.071		7:17.860	3	2:16.189	41.233	59.356	35.600		6:56.106
4	2:21.220	42.960	1:01.663	36.597		9:39.080	4	2:16.106	41.173	59.147	35.786		9:12.212
5	2:21.314	43.026	1:01.759	36.529		12:00.394	5	2:16.378	41.275	59.446	35.657		11:28.590
6	2:22.056	43.858	1:01.788	36.410		14:22.450	6	2:18.217	41.908	1:00.387	35.922		13:46.807
7	2:22.126	43.011	1:02.290	36.825		16:44.576	7	2:17.006	41.389	59.707	35.910		16:03.813
8	2:22.106	43.084	1:02.108	36.914		19:06.682	8	2:16.631	41.376	59.486	35.769		18:20.444
9	2:22.202	43.676	1:01.970	36.556		21:28.884	9	2:16.607	41.361	59.549	35.697		20:37.051
10	2:21.097	42.840	1:01.968	36.289		23:49.981	10	2:16.638	41.295	59.658	35.685		22:53.689
11	2:22.202	43.368	1:01.930	36.904		26:12.183	11	2:17.204	41.468	59.861	35.875		25:10.893
12	2:23.493	43.122	1:03.560	36.811		28:35.676	12	2:16.772	41.200	59.733	35.839		27:27.665





**Silverstone Circuit**  
**Alpine ELF Europa Cup**  
**Race - 2**  
**Lap Analysis**



15

Gael Castelli

MILAN COMPETITION

Lap D	Time	Sector 1	Sector 2	Sector 3	T. Spd	Elapsed
1	2:20.769	45.457	59.715	35.597		2:20.769
2	2:16.323	41.506	59.311	35.506		4:37.092
3	2:16.162	41.254	59.286	35.622		6:53.254
4	2:16.375	41.310	59.311	35.754		9:09.629
5	2:16.196	41.383	59.041	35.772		11:25.825
6	2:15.780	41.241	58.893	35.646		13:41.605
7	2:16.445	41.452	59.238	35.755		15:58.050
8	2:17.077	41.441	1:00.044	35.592		18:15.127
9	2:16.685	41.620	59.331	35.734		20:31.812
10	2:16.299	41.549	59.236	35.514		22:48.111
11	2:16.547	41.320	59.704	35.523		25:04.658
12	2:17.070	41.881	59.535	35.654		27:21.728

17

Jean-Baptiste Mela

AUTOSPORT GP

Lap D	Time	Sector 1	Sector 2	Sector 3	T. Spd	Elapsed
1	2:24.294	47.770	1:00.587	35.937		2:24.294
2	2:17.905	41.371	1:00.607	35.927		4:42.199
3	2:16.975	41.431	59.680	35.864		6:59.174
4	2:16.700	41.158	59.604	35.938		9:15.874
5	2:16.478	41.137	59.558	35.783		11:32.352
6	2:16.515	41.281	59.356	35.878		13:48.867
7	2:16.965	41.229	59.586	36.150		16:05.832
8	2:17.384	41.608	59.597	36.179		18:23.216
9	2:16.868	41.411	59.581	35.876		20:40.084
10	2:16.554	41.409	59.349	35.796		22:56.638
11	2:17.329	41.337	59.286	36.706		25:13.967
12	2:16.800	41.310	59.590	35.900		27:30.767

18

Pierre Macchi

AUTOSPORT GP

Lap D	Time	Sector 1	Sector 2	Sector 3	T. Spd	Elapsed
1	2:31.797	50.708	1:04.116	36.973		2:31.797
2	2:23.892	44.276	1:02.740	36.876		4:55.689
3	2:22.825	44.356	1:01.879	36.590		7:18.514
4	2:22.448	43.808	1:02.114	36.526		9:40.962
5	2:21.263	43.281	1:01.289	36.693		12:02.225
6	2:24.865	45.460	1:02.631	36.774		14:27.090
7	2:22.331	43.813	1:01.955	36.563		16:49.421
8	2:21.373	43.152	1:01.463	36.758		19:10.794
9	2:20.663	43.070	1:01.296	36.297		21:31.457
10	2:21.029	42.672	1:01.255	37.102		23:52.486
11	2:28.031	48.081	1:02.996	36.954		26:20.517
12	2:22.836	43.532	1:02.289	37.015		28:43.353

69

Laurent Hurgon

AUTOSPORT GP-PATRICK ROGER

Lap D	Time	Sector 1	Sector 2	Sector 3	T. Spd	Elapsed
1	2:23.980	47.377	1:00.564	36.039		2:23.980
2	2:17.015	41.621	59.649	35.745		4:40.995
3	2:16.761	41.518	59.501	35.742		6:57.756
4	2:16.571	41.253	59.533	35.785		9:14.327
5	2:16.462	41.227	59.582	35.653		11:30.789
6	2:16.860	41.464	59.572	35.824		13:47.649
7	2:17.787	41.417	1:00.491	35.879		16:05.436
8	2:17.895	42.042	59.872	35.981		18:23.331
9	2:17.090	41.723	59.751	35.616		20:40.421
10	2:17.540	41.565	1:00.248	35.727		22:57.961
11	2:17.391	41.679	59.907	35.805		25:15.352
12	2:17.049	41.399	59.688	35.962		27:32.401

76

Pierre Sancin ena

CMR

Lap D	Time	Sector 1	Sector 2	Sector 3	T. Spd	Elapsed
1	2:28.072	48.409	1:03.640	36.023		2:28.072
2	2:17.903	41.580	1:00.228	36.095		4:45.975
3	2:18.246	41.883	1:00.361	36.002		7:04.221
4	2:18.482	41.918	1:00.506	36.058		9:22.703
5	2:17.292	41.561	1:00.044	35.687		11:39.995
6	2:18.117	41.839	1:00.299	35.979		13:58.112
7	2:16.876	41.682	59.263	35.931		16:14.988
8	2:17.010	41.673	59.370	35.967		18:31.998
9	2:17.397	42.024	59.506	35.867		20:49.395
10	2:17.174	41.775	59.720	35.679		23:06.569
11	2:16.887	41.517	59.582	35.788		25:23.456
12	2:17.280	41.584	59.700	35.996		27:40.736

77

Thomas Padovani

MILAN COMPETITION

Lap D	Time	Sector 1	Sector 2	Sector 3	T. Spd	Elapsed
1		48.260				

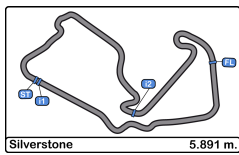
110

Oliver Webb

RACING TECHNOLOGY

Lap D	Time	Sector 1	Sector 2	Sector 3	T. Spd	Elapsed
1	2:21.218	46.032	59.600	35.586		2:21.218
2	2:16.611	41.384	59.599	35.628		4:37.829
3	2:16.036	41.276	59.231	35.529		6:53.865
4	2:16.214	41.337	59.300	35.577		9:10.079
5	2:16.204	41.302	59.217	35.685		11:26.283
6	2:16.030	41.283	59.213	35.534		13:42.313
7	2:16.138	41.220	59.299	35.619		15:58.451
8	2:16.499	41.300	59.574	35.625		18:14.950
9	2:16.616	41.403	59.508	35.705		20:31.566
10	2:16.281	41.209	59.458	35.614		22:47.847
11	2:16.652	41.420	59.587	35.645		25:04.499
12	2:16.891	41.631	59.549	35.711		27:21.390





**Silverstone Circuit**  
**Alpine ELF Europa Cup**  
**Race - 2**  
**Analysis by Lap**



Num	Lap Time	Gap
<b>Lap 1</b>		
15	2:20.769	
110	2:21.218	00.449
2	2:22.564	01.795
14	2:23.304	02.535
11	2:23.581	02.812
69	2:23.980	03.211
17	2:24.294	03.525
8	2:24.657	03.888
4	2:26.992	06.223
76	2:28.072	07.303
7	2:30.035	09.266
18	2:31.797	11.028
Num	Lap Time	Gap

<b>Lap 2</b>		
15	2:16.323	
110	2:16.611	00.737
2	2:16.652	02.124
14	2:16.613	02.825
11	2:16.710	03.199
69	2:17.015	03.903
8	2:17.178	04.743
17	2:17.905	05.107
4	2:18.648	08.548
76	2:17.903	08.883
7	2:22.820	15.763
18	2:23.892	18.597
Num	Lap Time	Gap

<b>Lap 3</b>		
15	2:16.162	
110	2:16.036	00.611
2	2:16.034	01.996
14	2:16.189	02.852
11	2:16.525	03.562
69	2:16.761	04.502
8	2:16.938	05.519
17	2:16.975	05.920
4	2:18.322	10.708
76	2:18.246	10.967
7	2:25.005	24.606

18	2:22.825	25.260
Num	Lap Time	Gap
<b>Lap 4</b>		
15	2:16.375	
110	2:16.214	00.450
2	2:16.353	01.974
14	2:16.106	02.583
11	2:16.731	03.918
69	2:16.571	04.698
8	2:16.715	05.859
17	2:16.700	06.245
4	2:18.387	12.720
76	2:18.482	13.074
7	2:21.220	29.451
18	2:22.448	31.333
Num	Lap Time	Gap

<b>Lap 5</b>		
15	2:16.196	
110	2:16.204	00.458
2	2:16.536	02.314
14	2:16.378	02.765
11	2:16.362	04.084
69	2:16.462	04.964
8	2:16.509	06.172
17	2:16.478	06.527
4	2:17.472	13.996
76	2:17.292	14.170
7	2:21.314	34.569
18	2:21.263	36.400
Num	Lap Time	Gap

<b>Lap 6</b>		
15	2:15.780	
110	2:16.030	00.708
2	2:17.977	04.511
14	2:18.217	05.202
11	2:17.296	05.600
69	2:16.860	06.044
8	2:16.406	06.798
17	2:16.515	07.262
76	2:18.117	16.507

4	2:18.659	16.875
7	2:22.056	40.845
18	2:24.865	45.485
Num	Lap Time	Gap
<b>Lap 7</b>		
15	2:16.445	
110	2:16.138	00.401
2	2:16.880	04.946
14	2:17.006	05.763
11	2:17.314	06.469
8	2:16.783	07.136
69	2:17.787	07.386
17	2:16.965	07.782
76	2:16.876	16.938
4	2:17.402	17.832
7	2:22.126	46.526
18	2:22.331	51.371
Num	Lap Time	Gap

<b>Lap 8</b>		
110	2:16.499	
15	2:17.077	00.177
2	2:16.803	04.849
14	2:16.631	05.494
11	2:16.789	06.358
8	2:16.942	07.178
17	2:17.384	08.266
69	2:17.895	08.381
76	2:17.010	17.048
4	2:18.033	18.965
7	2:22.106	51.732
18	2:21.373	55.844
Num	Lap Time	Gap

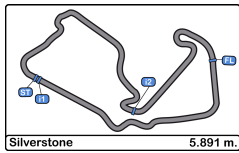
<b>Lap 9</b>		
110	2:16.616	
15	2:16.685	00.246
2	2:16.591	04.824
14	2:16.607	05.485
11	2:16.618	06.360
8	2:16.461	07.023
17	2:16.868	08.518

69	2:17.090	08.855
76	2:17.397	17.829
4	2:18.060	20.409
7	2:22.202	57.318
18	2:20.663	59.891
Num	Lap Time	Gap
<b>Lap 10</b>		
110	2:16.281	
15	2:16.299	00.264
2	2:16.393	04.936
14	2:16.638	05.842
11	2:17.079	07.158
8	2:16.968	07.710
17	2:16.554	08.791
69	2:17.540	10.114
76	2:17.174	18.722
4	2:18.905	23.033
7	2:21.097	1:02.134
18	2:21.029	1:04.639
Num	Lap Time	Gap

<b>Lap 11</b>		
110	2:16.652	
15	2:16.547	00.159
2	2:16.862	05.146
14	2:17.204	06.394
8	2:16.834	07.892
11	2:17.910	08.416
17	2:17.329	09.468
69	2:17.391	10.853
76	2:16.887	18.957
4	2:18.800	25.181
7	2:22.202	1:07.684
18	2:28.031	1:16.018
Num	Lap Time	Gap

<b>Lap 12</b>		
110	2:16.891	
15	2:17.070	00.338
2	2:17.231	05.486
14	2:16.772	06.275
8	2:17.307	08.308





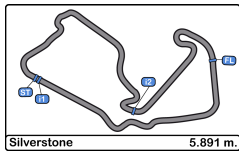
**Silverstone Circuit**  
**Alpine ELF Europa Cup**  
**Race - 2**  
**Best Sectors Results**



Sector - 1				Sector - 2				Sector - 3				Ideal Lap vs Best Lap			
Clas	Nº	Driver	Time	Nº	Driver	Time	Nº	Driver	Time	Clas	Nº	Driver	Ideal Lap	Best Lap	Clas
1	8	Nicolas Milan	41.079	15	Gael Castelli	58.893	15	Gael Castelli	35.506	1	15	Gael Castelli	2:15.640	2:15.780	1
2	17	Jean-Baptiste Mela	41.137	2	Vincent Beltoise	59.091	110	Oliver Webb	35.529	2	2	Vincent Beltoise	2:15.911	2:16.034	3
3	2	Vincent Beltoise	41.165	14	Julien Neveu	59.147	14	Julien Neveu	35.600	3	14	Julien Neveu	2:15.920	2:16.106	4
4	14	Julien Neveu	41.173	110	Oliver Webb	59.213	69	Laurent Hurgon	35.616	4	110	Oliver Webb	2:15.951	2:16.030	2
5	11	Sylvain Noel	41.198	76	Pierre Sancinéna	59.263	2	Vincent Beltoise	35.655	5	8	Nicolas Milan	2:16.138	2:16.406	6
6	11	Oliver Webb	41.209	17	Jean-Baptiste Mela	59.286	8	Nicolas Milan	35.673	6	17	Jean-Baptiste Mela	2:16.206	2:16.478	8
7	69	Laurent Hurgon	41.227	8	Nicolas Milan	59.386	76	Pierre Sancinéna	35.679	7	11	Sylvain Noel	2:16.294	2:16.362	5
8	15	Gael Castelli	41.241	11	Sylvain Noel	59.396	11	Sylvain Noel	35.700	8	69	Laurent Hurgon	2:16.344	2:16.462	7
9	76	Pierre Sancinéna	41.517	69	Laurent Hurgon	59.501	17	Jean-Baptiste Mela	35.783	9	76	Pierre Sancinéna	2:16.459	2:16.876	9
10	4	Mathieu Blaise	41.644	4	Mathieu Blaise	59.584	4	Mathieu Blaise	35.843	10	4	Mathieu Blaise	2:17.071	2:17.402	10
11	18	Pierre Macchi	42.672	18	Pierre Macchi	1:01.255	7	Franc Rouxel	36.289	11	18	Pierre Macchi	2:20.224	2:20.663	11
12	7	Franc Rouxel	42.840	7	Franc Rouxel	1:01.663	18	Pierre Macchi	36.297	12	7	Franc Rouxel	2:20.792	2:21.097	12
13	77	Thomas Padovani	48.260	77	Thomas Padovani	Transpo	77	Thomas Padovani	Transpo	13	77	Thomas Padovani	Transpo	Transpo	13





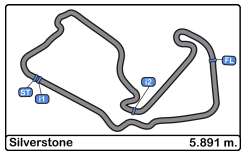


**Silverstone Circuit**  
**Alpine ELF Europa Cup**  
**Race - 2**  
**Leader Sequence**



<b>N°</b>	<b>Driver</b>	<b>Nat</b>	<b>Team</b>	<b>Level</b>	<b>Category</b>	<b>Start Lap</b>	<b>End Lap</b>	<b>Laps</b>	<b>Total Laps</b>
15	Gael Castelli	FRA	MILAN COMPETITION			1	7	7	7
110	Oliver Webb	GBR	RACING TECHNOLOGY			8	12	5	5



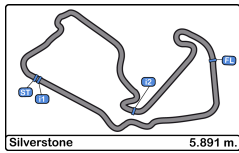


**Silverstone Circuit**  
**Alpine ELF Europa Cup**  
**Race - 2**  
**Best 5 Lap Times**



Cls	N°	Driver	Nat	Team	Level	Category	Best 1		Best 2		Best 3		Best 4		Best 5	
							Time	Lap	Time	Lap	Time	Lap	Time	Lap	Time	Lap
1	15	Gael Castelli	FRA	MILAN COMPETITION			<b>2:15.780</b>	6	2:16.162	3	2:16.196	5	2:16.299	10	2:16.323	2
2	110	Oliver Webb	GBR	RACING TECHNOLOGY			<b>2:16.030</b>	6	2:16.036	3	2:16.138	7	2:16.204	5	2:16.214	4
3	2	Vincent Beltoise	FRA	CMR - CCF	Inter C		<b>2:16.034</b>	3	2:16.353	4	2:16.393	10	2:16.536	5	2:16.591	9
4	14	Julien Neveu	FRA	AUTOSPORT GP	Inter C		<b>2:16.106</b>	4	2:16.189	3	2:16.378	5	2:16.607	9	2:16.613	2
5	11	Sylvain Noel	FRA	RACING TECHNOLOGY	Inter C	Gentleman	<b>2:16.362</b>	5	2:16.525	3	2:16.618	9	2:16.710	2	2:16.731	4
6	8	Nicolas Milan	FRA	MILAN COMPETITION	Inter C		<b>2:16.406</b>	6	2:16.461	9	2:16.509	5	2:16.715	4	2:16.783	7
7	69	Laurent Hurgon	FRA	AUTOSPORT GP-PATRICK ROFFO	Inter C	Gentleman	<b>2:16.462</b>	5	2:16.571	4	2:16.761	3	2:16.860	6	2:17.015	2
8	17	Jean-Baptiste Mela	FRA	AUTOSPORT GP	Inter C	Junior	<b>2:16.478</b>	5	2:16.515	6	2:16.554	10	2:16.700	4	2:16.800	12
9	76	Pierre Sancinéna	FRA	CMR	Inter C		<b>2:16.876</b>	7	2:16.887	11	2:17.010	8	2:17.174	10	2:17.280	12
10	4	Mathieu Blaise	FRA	RACING TECHNOLOGY	Inter D		<b>2:17.402</b>	7	2:17.472	5	2:18.033	8	2:18.060	9	2:18.322	3
11	18	Pierre Macchi	FRA	AUTOSPORT GP	Inter D	Gentleman	<b>2:20.663</b>	9	2:21.029	10	2:21.263	5	2:21.373	8	2:22.331	7
12	7	Franc Rouxel	FRA	RACING TECHNOLOGY	Inter D	Gentleman	<b>2:21.097</b>	10	2:21.220	4	2:21.314	5	2:22.056	6	2:22.106	8
13	77	Thomas Padovani	EST	MILAN COMPETITION	Inter C											



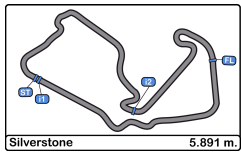


**Silverstone Circuit**  
**Alpine ELF Europa Cup**  
**Race - 2**  
**Fastest Laps Sequence**



Lap	Time of Day	Session Time	Nº	Driver	Nat	Team	Level	Category	Time	Km/h
2	15:28:29.922	4:36.922	15	Gael Castelli	FRA	MILAN COMPETITION			2:16.323	155.5
3	15:30:46.084	6:53.084	15	Gael Castelli	FRA	MILAN COMPETITION			2:16.162	155.7
3	15:30:46.695	6:53.695	110	Oliver Webb	GBR	RACING TECHNOLOGY			2:16.036	155.8
3	15:30:48.080	6:55.080	2	Vincent Beltoise	FRA	CMR - CCF	Inter C		2:16.034	155.8
6	15:37:34.435	13:41.435	15	Gael Castelli	FRA	MILAN COMPETITION			2:15.780	156.1





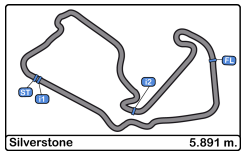
**Silverstone Circuit**  
**Alpine ELF Europa Cup**  
**Race - 2**  
**Lap Chart**



**LAP**

Nr	Pos	Grid	1	2	3	4	5	6	7	8	9	10	11	12
110	1	110	15	15	15	15	15	15	15	110	110	110	110	110
15	2	15	110	110	110	110	110	110	110	15	15	15	15	15
2	3	2	2	2	2	2	2	2	2	2	2	2	2	2
14	4	14	14	14	14	14	14	14	14	14	14	14	14	14
76	5	76	11	11	11	11	11	11	11	11	11	11	8	8
69	6	69	69	69	69	69	69	69	8	8	8	8	11	11
11	7	11	17	8	8	8	8	8	69	17	17	17	17	17
17	8	17	8	17	17	17	17	17	17	69	69	69	69	69
77	9	77	4	4	4	4	4	76	76	76	76	76	76	76
4	10	4	76	76	76	76	76	4	4	4	4	4	4	4
8	11	8	7	7	7	7	7	7	7	7	7	7	7	7
18	12	18	18	18	18	18	18	18	18	18	18	18	18	18
7	13	7												

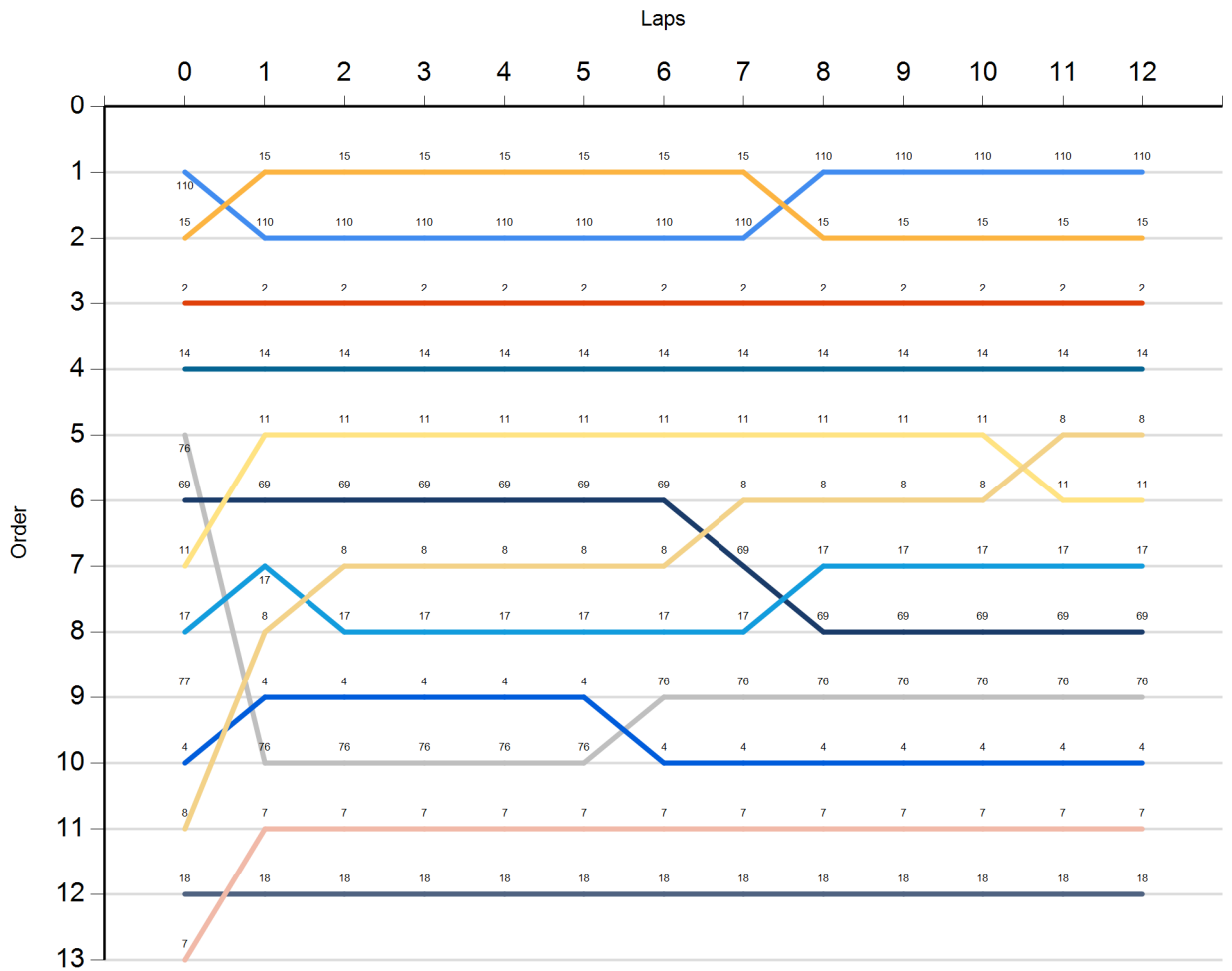


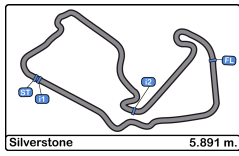


**Silverstone Circuit**  
**Alpine ELF Europa Cup**  
**Race - 2**  
**Graphic Lap Chart**



- 110
- 15
- 2
- 14
- 76
- 69
- 11
- 17
- 77
- 4
- 8
- 18
- 7



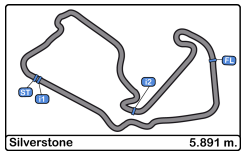


Silverstone Circuit  
Alpine ELF Europa Cup  
Race - 2  
Pit Stop Analysis



N°	In Day Time	Driver	Nat	Team	Nat	Vehicle	In Time	Stop N°	Pit Time	Handicap	Penalty
----	-------------	--------	-----	------	-----	---------	---------	---------	----------	----------	---------

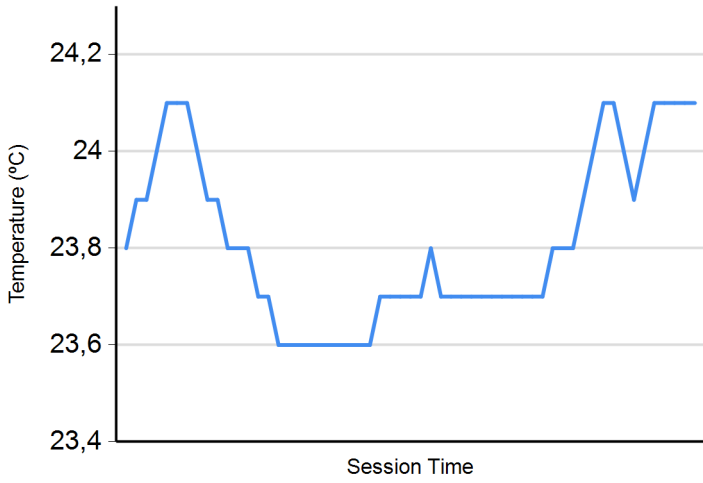




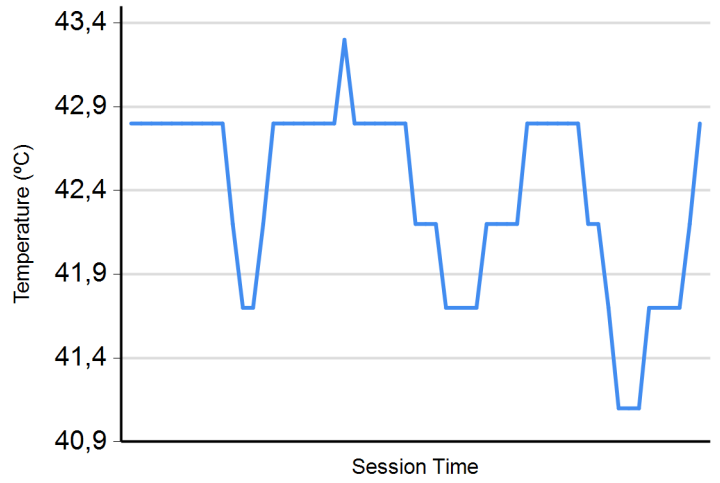
**Silverstone Circuit**  
**Alpine ELF Europa Cup**  
**Race - 2**  
**Weather Report**



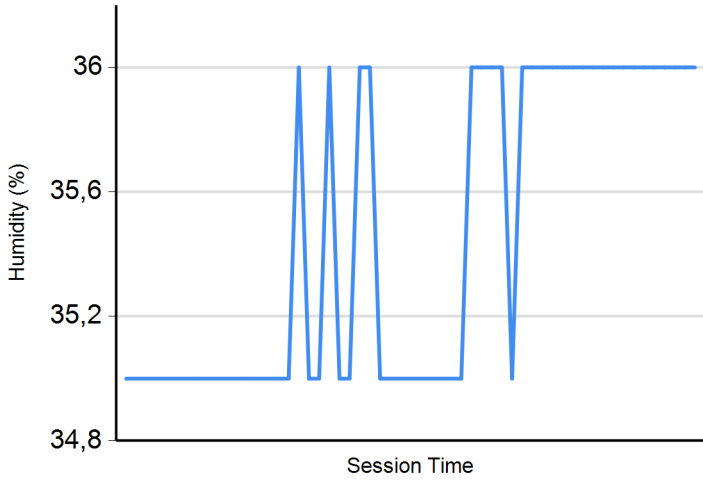
**Air Temperature**



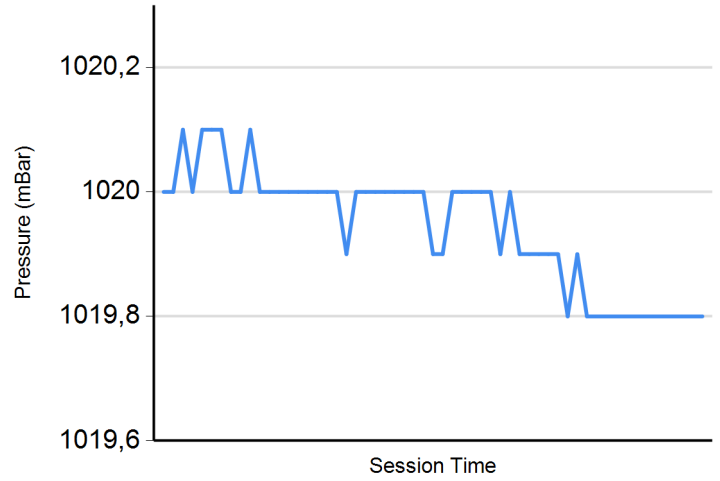
**Track Temperature**



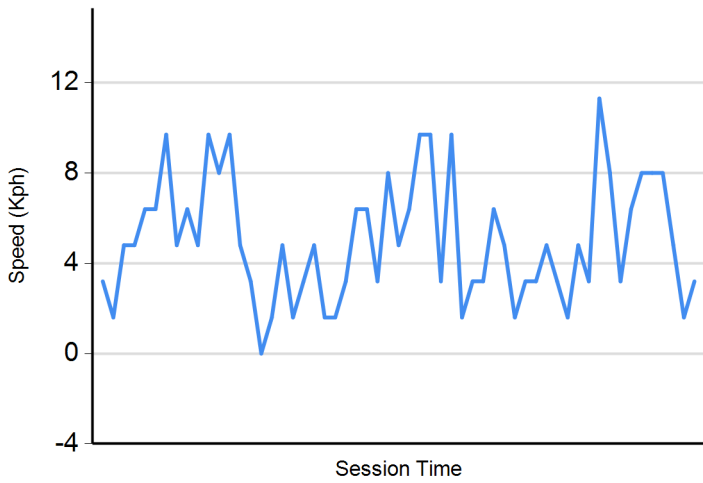
**Humidity**



**Pressure**



**Wind Speed**



**Wind direction**

North = 0°/360° Est = 90° South = 180° West = 270°

