



**Circuit de Barcelona**  
**Alpine ELF Europa Cup**  
**Race - 1**  
**Provisional Results**



Cls	N°	Driver	Nat	Team	Level	Category	Laps	Total Time	Gap	Interval	Km/h	Best	Time	Km/h
1	8	Nicolas Milan	FRA	MILAN COMPETITION	Inter C		14	<b>28:47.249</b>			135.8	9	1:57.733	142.3
2	21	Marc Guillot	FRA	MILAN COMPETITION	Inter C		14	<b>28:47.391</b>	0.142	0.142	135.8	6	1:57.684	142.3
3	15	Gael Castelli	FRA	MILAN COMPETITION	Inter C		14	<b>28:49.310</b>	2.061	1.919	135.6	9	1:57.552	142.5
4	14	Julien Neveu	FRA	AUTOSPORT GP	Inter C		14	<b>28:50.269</b>	3.020	0.959	135.5	9	1:57.823	142.2
5	11	Sylvain Noel	FRA	RACING TECHNOLOGY	Inter C	Gentleman	14	<b>28:51.742</b>	4.493	1.473	135.4	4	1:57.946	142.0
6	76	Pierre Sancinena	FRA	CMR	Inter C		14	<b>28:52.298</b>	5.049	0.556	135.4	8	1:57.704	142.3
7	9	Marc de Fulgencio	ESP	TEAM VRT	Inter B	Junior	14	<b>29:05.137</b>	17.888	12.839	134.4	3	1:58.899	140.9
8	4	Mathieu Blaise	FRA	RACING TECHNOLOGY	Inter D		14	<b>29:14.570</b>	27.321	9.433	133.7	5	1:59.103	140.7
9	17	Jean-Baptiste Mela	FRA	AUTOSPORT GP	Inter C	Junior	14	<b>29:22.987</b>	35.738	8.417	133.0	4	1:57.906	142.1
10	77	Thomas Padovani	EST	MILAN COMPETITION	Inter C		14	<b>29:25.386</b>	38.137	2.399	132.8	4	1:59.241	140.5
11	33	Grégory Romano	MC	CMR	Inter D	Gentleman	14	<b>29:54.145</b>	1:06.896	28.759	130.7	11	2:02.354	136.9
12	7	Franc Rouxel	FRA	AUTOMECA	Inter D	Gentleman	14	<b>30:23.280</b>	1:36.031	29.135	128.6	8	2:03.415	135.7
13	5	Stéphane Proux	FRA	AUTOMECA	Inter D		14	<b>30:29.740</b>	1:42.491	6.460	128.2	11	2:04.351	134.7
14	110	Jaime Hernandez	ESP	RACING TECHNOLOGY	Inter C	Gentleman	12	<b>30:29.404</b>	2 Laps	2 Laps	109.9	8	2:00.383	139.2
<b>Not classified: (Requirements: 75% of number laps of leader = 11 Laps)</b>														
	69	Laurent Hurgon	FRA	AUTOSPORT GP-PATRICK ROGER	Inter C	Gentleman	10	<b>20:53.523</b>	4 Laps	2 Laps	133.6	6	1:57.906	142.1
	3	Denis Gibaud	FRA	MILAN COMPETITION	Inter C	Gentleman	6	<b>15:33.795</b>	8 Laps	4 Laps	107.6	5	2:03.902	135.2
	2	Vincent Beltoise	FRA	CMR - CCF	Inter C		3	<b>7:08.181</b>	11 Laps	3 Laps	117.4	3	1:59.447	140.2
	18	Pierre Macchi	FRA	AUTOSPORT GP	Inter D	Gentleman	1	<b>6:05.838</b>	13 Laps	2 Laps	45.8	1	6:05.838	45.8

**Fastest lap Gael Castelli in 1:57.552 at 142.6 Km/h in lap 9**

Published at:.....

Track Temp: **27.9 °C** Air Temp: **24.2 °C** Humidity: **52 %** Track Status: **DRY**

<b>Stewards:</b>	<b>Race Director:</b>	<b>Timekeeper:</b> 
------------------	-----------------------	------------------------





**Circuit de Barcelona**  
**Alpine ELF Europa Cup**  
**Race - 1**  
**Provisional Results by Class**



Cla	N°	Driver	Nat	Team	Level	Category	Laps	Total Time	Gap	Interval	Km/h	Best	Time	Km/h
<b>Inter B</b>														
1	9	Marc de Fulgencio	ESP	TEAM VRT	Inter B	Junior	14	<b>29:05.137</b>			134.4	3	1:58.899	140.9
<b>Inter C</b>														
1	8	Nicolas Milan	FRA	MILAN COMPETITION	Inter C		14	<b>28:47.249</b>			135.8	9	1:57.733	142.3
2	21	Marc Guillot	FRA	MILAN COMPETITION	Inter C		14	<b>28:47.391</b>	0.142	0.142	135.8	6	1:57.684	142.3
3	15	Gael Castelli	FRA	MILAN COMPETITION	Inter C		14	<b>28:49.310</b>	2.061	1.919	135.6	9	1:57.552	142.5
4	14	Julien Neveu	FRA	AUTOSPORT GP	Inter C		14	<b>28:50.269</b>	3.020	0.959	135.5	9	1:57.823	142.2
5	11	Sylvain Noel	FRA	RACING TECHNOLOGY	Inter C	Gentleman	14	<b>28:51.742</b>	4.493	1.473	135.4	4	1:57.946	142.0
6	76	Pierre Sancinéna	FRA	CMR	Inter C		14	<b>28:52.298</b>	5.049	0.556	135.4	8	1:57.704	142.3
7	17	Jean-Baptiste Mela	FRA	AUTOSPORT GP	Inter C	Junior	14	<b>29:22.987</b>	35.738	30.689	133.0	4	1:57.906	142.1
8	77	Thomas Padovani	EST	MILAN COMPETITION	Inter C		14	<b>29:25.386</b>	38.137	2.399	132.8	4	1:59.241	140.5
9	110	Jaime Hernandez	ESP	RACING TECHNOLOGY	Inter C	Gentleman	12	<b>30:29.404</b>	2 Laps	2 Laps	109.9	8	2:00.383	139.2
<b>Not classified: (Requirements: 75% of number laps of leader = 11 Laps)</b>														
69		Laurent Hurgon	FRA	AUTOSPORT GP-PATRICK ROGER	Inter C	Gentleman	10	<b>20:53.523</b>	4 Laps	2 Laps	133.6	6	1:57.906	142.1
3		Denis Gibaud	FRA	MILAN COMPETITION	Inter C	Gentleman	6	<b>15:33.795</b>	8 Laps	4 Laps	107.6	5	2:03.902	135.2
2		Vincent Beltoise	FRA	CMR - CCF	Inter C		3	<b>7:08.181</b>	11 Laps	3 Laps	117.4	3	1:59.447	140.2
<b>Inter D</b>														
1	4	Mathieu Blaise	FRA	RACING TECHNOLOGY	Inter D		14	<b>29:14.570</b>			133.7	5	1:59.103	140.7
2	33	Grégory Romano	MC	CMR	Inter D	Gentleman	14	<b>29:54.145</b>	1:06.896	39.575	130.7	11	2:02.354	136.9
3	7	Franc Rouxel	FRA	AUTOMECA	Inter D	Gentleman	14	<b>30:23.280</b>	1:36.031	29.135	128.6	8	2:03.415	135.7
4	5	Stéphane Proux	FRA	AUTOMECA	Inter D		14	<b>30:29.740</b>	1:42.491	6.460	128.2	11	2:04.351	134.7
<b>Not classified: (Requirements: 75% of number laps of leader = 11 Laps)</b>														
18		Pierre Macchi	FRA	AUTOSPORT GP	Inter D	Gentleman	1	<b>6:05.838</b>	13 Laps	13 Laps	45.8	1	6:05.838	45.8

**Fastest lap Gael Castelli in 1:57.552 at 142.6 Km/h in lap 9**

Published at:.....

Track Temp: **27.9 °C** Air Temp: **24.2 °C** Humidity: **52 %** Track Status: **DRY**

Stewards:

Race Director:

Timekeeper:





Circuito de Barcelona  
Alpine ELF Europa Cup  
Race - 1



Provisional Classification by Driver Fastest Lap

Cls	Nº	Driver	Nat	Team	Level	Category	Laps	Best	Time	Gap	Interval	Km/h
1	15	Gael Castelli	FRA	MILAN COMPETITION	Inter C		14	9	<b>1:57.552</b>			142.5
2	21	Marc Guillot	FRA	MILAN COMPETITION	Inter C		14	6	<b>1:57.684</b>	0.132	0.132	142.3
3	76	Pierre Sancinéna	FRA	CMR	Inter C		14	8	<b>1:57.704</b>	0.152	0.020	142.3
4	8	Nicolas Milan	FRA	MILAN COMPETITION	Inter C		14	9	<b>1:57.733</b>	0.181	0.029	142.3
5	14	Julien Neveu	FRA	AUTOSPORT GP	Inter C		14	9	<b>1:57.823</b>	0.271	0.090	142.2
6	69	Laurent Hurgon	FRA	AUTOSPORT GP-PATRICK ROGER	Inter C	Gentleman	10	6	<b>1:57.906</b>	0.354	0.083	142.1
7	17	Jean-Baptiste Mela	FRA	AUTOSPORT GP	Inter C	Junior	14	4	<b>1:57.906</b>	0.354	0.000	142.1
8	11	Sylvain Noel	FRA	RACING TECHNOLOGY	Inter C	Gentleman	14	4	<b>1:57.946</b>	0.394	0.040	142.0
9	9	Marc de Fulgencio	ESP	TEAM VRT	Inter B	Junior	14	3	<b>1:58.899</b>	1.347	0.953	140.9
10	4	Mathieu Blaise	FRA	RACING TECHNOLOGY	Inter D		14	5	<b>1:59.103</b>	1.551	0.204	140.7
11	77	Thomas Padovani	EST	MILAN COMPETITION	Inter C		14	4	<b>1:59.241</b>	1.689	0.138	140.5
12	2	Vincent Beltoise	FRA	CMR - CCF	Inter C		3	3	<b>1:59.447</b>	1.895	0.206	140.2
13	110	Jaime Hernandez	ESP	RACING TECHNOLOGY	Inter C	Gentleman	12	8	<b>2:00.383</b>	2.831	0.936	139.2
14	33	Grégory Romano	MCO	CMR	Inter D	Gentleman	14	11	<b>2:02.354</b>	4.802	1.971	136.9
15	7	Franc Rouxel	FRA	AUTOMECA	Inter D	Gentleman	14	8	<b>2:03.415</b>	5.863	1.061	135.7
16	3	Denis Gibaud	FRA	MILAN COMPETITION	Inter C	Gentleman	6	5	<b>2:03.902</b>	6.350	0.487	135.2
17	5	Stéphane Proux	FRA	AUTOMECA	Inter D		14	11	<b>2:04.351</b>	6.799	0.449	134.7
18	18	Pierre Macchi	FRA	AUTOSPORT GP	Inter D	Gentleman	1	1	<b>6:05.838</b>	4:08.286	4:01.487	45.8





**Circuito de Barcelona**  
**Alpine ELF Europa Cup**  
**Race - 1**



**Distance and Speed Average**

Cls	Nº	Driver	Nat	Team	Level	Category	Laps	Distance	Total Time	Km/h
1	8	Nicolas Milan	FRA	MILAN COMPETITION	Inter C		14	65.17	28:47.249	135.8
2	21	Marc Guillot	FRA	MILAN COMPETITION	Inter C		14	65.17	28:47.391	135.8
3	15	Gael Castelli	FRA	MILAN COMPETITION	Inter C		14	65.17	28:49.310	135.6
4	14	Julien Neveu	FRA	AUTOSPORT GP	Inter C		14	65.17	28:50.269	135.5
5	11	Sylvain Noel	FRA	RACING TECHNOLOGY	Inter C	Gentleman	14	65.17	28:51.742	135.4
6	76	Pierre Sancinéna	FRA	CMR	Inter C		14	65.17	28:52.298	135.4
7	9	Marc de Fulgencio	ESP	TEAM VRT	Inter B	Junior	14	65.17	29:05.137	134.4
8	4	Mathieu Blaise	FRA	RACING TECHNOLOGY	Inter D		14	65.17	29:14.570	133.7
9	17	Jean-Baptiste Mela	FRA	AUTOSPORT GP	Inter C	Junior	14	65.17	29:22.987	133.0
10	77	Thomas Padovani	EST	MILAN COMPETITION	Inter C		14	65.17	29:25.386	132.8
11	33	Grégory Romano	MCO	CMR	Inter D	Gentleman	14	65.17	29:54.145	130.7
12	7	Franc Rouxel	FRA	AUTOMECA	Inter D	Gentleman	14	65.17	30:23.280	128.6
13	5	Stéphane Proux	FRA	AUTOMECA	Inter D		14	65.17	30:29.740	128.2
14	110	Jaime Hernandez	ESP	RACING TECHNOLOGY	Inter C	Gentleman	12	55.86	30:29.404	109.9
<b>Not classified: (Requirements: 75% of number laps of leader = 11 Laps)</b>										
	69	Laurent Hurgon	FRA	AUTOSPORT GP-PATRICK ROGER	Inter C	Gentleman	10	46.55	20:53.523	133.6
	3	Denis Gibaud	FRA	MILAN COMPETITION	Inter C	Gentleman	6	27.93	15:33.795	107.6
	2	Vincent Beltoise	FRA	CMR - CCF	Inter C		3	13.96	7:08.181	117.4
	18	Pierre Macchi	FRA	AUTOSPORT GP	Inter D	Gentleman	1	04.65	6:05.838	45.8





Circuito de Barcelona  
Alpine ELF Europa Cup  
Race - 1  
Lap Analysis



**2** Vincent Beltoise

CMR - CCF

Lap D	Time	Sector 1	Sector 2	Sector 3	T. Spd	Elapsed
1	2:05.281	38.180	47.044	40.057		2:05.281
2	3:03.453	58.314	1:22.376	42.763		5:08.734
3	<b>1:59.447</b>	<b>33.542</b>	<b>46.528</b>	<b>39.377</b>		7:08.181

**3** Denis Gibaud

MILAN COMPETITION

Lap D	Time	Sector 1	Sector 2	Sector 3	T. Spd	Elapsed
1	2:14.724	41.101	50.504	43.119		2:14.724
2	3:02.279	55.051	1:22.972	44.256		5:17.003
3	2:04.033	35.095	48.504	40.434		7:21.036
4	2:04.247	36.014	<b>48.410</b>	<b>39.823</b>		9:25.283
5	<b>2:03.902</b>	<b>35.055</b>	48.534	40.313		11:29.185
6	4:04.610 P	1:13.224	1:31.598	1:19.788		15:33.795

**4** Mathieu Blaise

RACING TECHNOLOGY

Lap D	Time	Sector 1	Sector 2	Sector 3	T. Spd	Elapsed
1	2:09.577	41.424	48.768	39.385		2:09.577
2	3:01.864	57.822	1:22.744	41.298		5:11.441
3	2:02.230	33.872	46.932	41.426		7:13.671
4	2:00.270	34.210	46.754	39.306		9:13.941
5	<b>1:59.103</b>	34.383	<b>46.227</b>	<b>38.493</b>		11:13.044
6	1:59.762	33.877	47.248	38.637		13:12.806
7	1:59.443	33.726	46.251	39.466		15:12.249
8	2:00.254	34.456	46.499	39.299		17:12.503
9	1:59.629	34.209	46.505	38.915		19:12.132
10	1:59.540	33.933	46.647	38.960		21:11.672
11	2:00.323	34.186	46.890	39.247		23:11.995
12	1:59.645	<b>33.653</b>	46.930	39.062		25:11.640
13	2:01.905	35.166	47.248	39.491		27:13.545
14	2:01.025	34.334	47.170	39.521		29:14.570

**5** Stéphane Proux

AUTOMECA

Lap D	Time	Sector 1	Sector 2	Sector 3	T. Spd	Elapsed
1	2:17.706	42.255	53.962	41.489		2:17.706
2	3:01.028	54.354	1:22.472	44.202		5:18.734
3	2:06.089	35.573	49.478	41.038		7:24.823
4	2:06.268	36.325	49.297	40.646		9:31.091
5	2:05.377	35.291	49.334	40.752		11:36.468
6	2:06.020	36.409	49.115	40.496		13:42.488
7	2:05.913	35.509	48.929	41.475		15:48.401
8	2:04.388	35.240	<b>48.631</b>	40.517		17:52.789
9	2:05.414	<b>34.980</b>	48.770	41.664		19:58.203
10	2:06.758	35.479	49.455	41.824		22:04.961
11	<b>2:04.351</b>	35.293	48.779	<b>40.279</b>		24:09.312
12	2:05.430	35.736	48.672	41.022		26:14.742
13	2:05.909	36.221	48.727	40.961		28:20.651
14	2:09.089	36.461	50.298	42.330		30:29.740

**7** Franc Rouxel

AUTOMECA

Lap D	Time	Sector 1	Sector 2	Sector 3	T. Spd	Elapsed
1	2:14.237	39.914	49.400	44.923		2:14.237
2	3:00.890	54.687	1:23.165	43.038		5:15.127
3	2:05.237	35.518	49.007	40.712		7:20.364
4	2:07.484	36.586	50.311	40.587		9:27.848
5	2:04.650	35.654	48.641	40.355		11:32.498
6	2:06.170	36.967	48.791	40.412		13:38.668
7	2:13.294	35.039	<b>47.820</b>	50.435		15:51.962
8	<b>2:03.415</b>	35.077	47.913	40.425		17:55.377
9	2:03.503	<b>35.001</b>	48.166	40.336		19:58.880
10	2:06.583	35.088	49.435	42.060		22:05.463
11	2:04.113	35.332	48.778	<b>40.003</b>		24:09.576
12	2:05.407	35.731	48.809	40.867		26:14.983
13	2:03.613	35.101	48.252	40.260		28:18.596
14	2:04.684	35.279	48.752	40.653		30:23.280

**8** Nicolas Milan

MILAN COMPETITION

Lap D	Time	Sector 1	Sector 2	Sector 3	T. Spd	Elapsed
1	2:01.846	37.088	46.335	38.423		2:01.846
2	3:05.264	57.232	1:20.331	47.701		5:07.110
3	1:58.065	33.591	45.964	38.510		7:05.175
4	1:58.201	33.627	46.155	38.419		9:03.376
5	1:58.277	33.673	46.203	38.401		11:01.653
6	1:57.917	33.605	<b>45.946</b>	38.366		12:59.570
7	1:58.759	33.714	46.326	38.719		14:58.329
8	1:58.330	33.606	46.112	38.612		16:56.659
9	<b>1:57.733</b>	<b>33.530</b>	45.948	<b>38.255</b>		18:54.392
10	1:58.108	33.719	45.990	38.399		20:52.500
11	1:58.435	33.688	46.057	38.690		22:50.935
12	1:58.789	33.666	46.306	38.817		24:49.724
13	1:58.578	33.570	46.307	38.701		26:48.302
14	1:58.947	33.865	46.322	38.760		28:47.249

**9** Marc de Fulgencio

TEAM VRT

Lap D	Time	Sector 1	Sector 2	Sector 3	T. Spd	Elapsed
1	2:06.169	38.755	47.442	39.972		2:06.169
2	3:03.584	58.933	1:23.023	41.628		5:09.753
3	<b>1:58.899</b>	33.714	<b>46.590</b>	<b>38.595</b>		7:08.652
4	1:59.320	34.032	46.624	38.664		9:07.972
5	1:59.327	33.884	46.847	38.596		11:07.299
6	1:59.293	33.814	46.744	38.735		13:06.592
7	1:59.359	<b>33.711</b>	46.920	38.728		15:05.951
8	1:59.360	33.915	46.722	38.723		17:05.311
9	2:00.563	34.024	47.671	38.868		19:05.874
10	1:59.631	34.005	46.879	38.747		21:05.505
11	1:59.696	34.007	46.642	39.047		23:05.201
12	2:00.016	34.157	46.958	38.901		25:05.217
13	1:59.855	34.011	46.973	38.871		27:05.072
14	2:00.065	34.059	46.959	39.047		29:05.137





Circuito de Barcelona  
Alpine ELF Europa Cup  
Race - 1  
Lap Analysis



11 Sylvain Noel

17 Jean-Baptiste Mela

RACING TECHNOLOGY

AUTOSPORT GP

Lap	D	Time	Sector 1	Sector 2	Sector 3	T. Spd	Elapsed	Lap	D	Time	Sector 1	Sector 2	Sector 3	T. Spd	Elapsed
1		2:03.499	37.613	46.374	39.512		2:03.499	1		2:16.844	41.301	51.162	44.381		2:16.844
2		3:04.146	56.782	1:21.939	45.425		5:07.645	2		3:00.380	54.131	1:22.657	43.592		5:17.224
3		1:59.025	33.496	46.635	38.894		7:06.670	3		1:59.717	33.708	46.886	39.123		7:16.941
4		1:57.946	33.747	46.143	38.056		9:04.616	4		1:57.906	33.782	45.872	38.252		9:14.847
5		1:58.930	34.438	46.081	38.411		11:03.546	5		1:59.136	34.579	46.389	38.168		11:13.983
6		1:58.469	34.235	46.156	38.078		13:02.015	6		1:59.274	33.625	46.967	38.682		13:13.257
7		1:58.334	33.789	46.323	38.222		15:00.349	7		1:59.187	33.618	46.388	39.181		15:12.444
8		1:58.070	33.634	45.960	38.476		16:58.419	8		1:58.687	33.919	46.180	38.588		17:11.131
9		1:58.440	33.713	46.073	38.654		18:56.859	9		1:58.283	33.585	46.134	38.564		19:09.414
10		1:58.349	33.670	46.135	38.544		20:55.208	10		2:01.240	33.509	47.296	40.435		21:10.654
11		2:00.802	33.779	47.682	39.341		22:56.010	11		2:00.234	34.831	46.322	39.081		23:10.888
12		1:58.845	33.802	46.563	38.480		24:54.855	12		2:00.055	34.208	47.112	38.735		25:10.943
13		1:58.340	33.729	46.439	38.172		26:53.195	13		2:05.584	35.829	49.037	40.718		27:16.527
14		1:58.547	33.788	46.259	38.500		28:51.742	14		2:06.460	35.783	49.082	41.595		29:22.987

14 Julien Neveu

18 Pierre Macchi

AUTOSPORT GP

AUTOSPORT GP

Lap	D	Time	Sector 1	Sector 2	Sector 3	T. Spd	Elapsed	Lap	D	Time	Sector 1	Sector 2	Sector 3	T. Spd	Elapsed
1		2:04.535	37.916	46.758	39.861		2:04.535	1	1	6:05.838 P	41.029	4:24.479	1:00.330		6:05.838
2		3:03.773	57.576	1:22.089	44.108		5:08.308								
3		1:58.671	33.543	46.278	38.850		7:06.979								
4		1:58.099	33.588	46.262	38.249		9:05.078								
5		1:59.605	34.236	46.065	39.304		11:04.683								
6		1:58.872	33.796	46.623	38.453		13:03.555								
7		1:58.027	33.334	45.991	38.702		15:01.582								
8		1:58.276	33.927	45.984	38.365		16:59.858								
9		1:57.823	33.388	45.828	38.607		18:57.681								
10		1:58.182	33.760	46.019	38.403		20:55.863								
11		1:59.810	33.452	47.026	39.332		22:55.673								
12		1:58.262	33.576	46.126	38.560		24:53.935								
13		1:58.089	33.482	46.167	38.440		26:52.024								
14		1:58.245	33.547	46.179	38.519		28:50.269								

15 Gael Castelli

21 Marc Guillot

MILAN COMPETITION

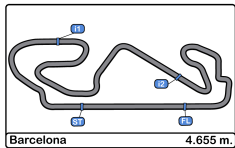
Lap	D	Time	Sector 1	Sector 2	Sector 3	T. Spd	Elapsed	Lap	D	Time	Sector 1	Sector 2	Sector 3	T. Spd	Elapsed
1		2:04.723	38.052	46.852	39.819		2:04.723	1		2:03.097	37.282	46.303	39.512		2:03.097
2		3:03.831	58.232	1:22.047	43.552		5:08.554	2		3:04.187	56.496	1:20.538	47.153		5:07.284
3		1:58.703	33.569	46.421	38.713		7:07.257	3		1:58.289	33.607	46.190	38.492		7:05.573
4		1:58.272	33.636	46.379	38.257		9:05.529	4		1:58.084	33.499	46.370	38.215		9:03.657
5		1:59.088	33.775	46.398	38.915		11:04.617	5		1:58.643	33.732	46.500	38.411		11:02.300
6		1:58.362	34.072	46.158	38.132		13:02.979	6		1:57.684	33.608	45.921	38.155		12:59.984
7		1:58.337	33.619	46.033	38.685		15:01.316	7		1:58.568	33.455	46.424	38.689		14:58.552
8		1:59.109	34.190	46.642	38.277		17:00.425	8		1:58.234	33.614	46.216	38.404		16:56.786
9		1:57.552	33.523	45.910	38.119		18:57.977	9		1:58.102	33.711	45.974	38.417		18:54.888
10		1:58.325	33.809	46.274	38.242		20:56.302	10		1:58.031	33.611	46.109	38.311		20:52.919
11		1:58.738	33.400	46.555	38.783		22:55.040	11		1:58.163	33.510	46.205	38.448		22:51.082
12		1:58.127	33.729	46.040	38.358		24:53.167	12		1:58.785	33.773	46.320	38.692		24:49.867
13		1:57.844	33.616	46.047	38.181		26:51.011	13		1:58.603	33.792	46.192	38.619		26:48.470
14		1:58.299	33.798	46.126	38.375		28:49.310	14		1:58.921	33.895	46.333	38.693		28:47.391

33 Grégory Romano

CMR

Lap	D	Time	Sector 1	Sector 2	Sector 3	T. Spd	Elapsed
1		2:12.555	40.783	49.136	42.636		2:12.555
2		3:01.052	55.529	1:23.018	42.505		5:13.607
3		2:04.585	35.273	48.839	40.473		7:18.192
4		2:04.706	36.672	48.562	39.472		9:22.898
5		2:03.400	35.379	48.244	39.777		11:26.298
6		2:03.081	35.057	48.399	39.625		13:29.379
7		2:03.010	34.818	48.349	39.843		15:32.389
8		2:02.629	34.941	47.916	39.772		17:35.018
9		2:03.001	34.960	48.190	39.851		19:38.019
10		2:03.083	34.881	48.573	39.629		21:41.102
11		2:02.354	34.872	47.963	39.519		23:43.456
12		2:02.660	34.752	48.134	39.774		25:46.116
13		2:04.730	34.769	48.871	41.090		27:50.846
14		2:03.299	35.052	48.324	39.923		29:54.145





Circuito de Barcelona  
Alpine ELF Europa Cup  
Race - 1  
Lap Analysis



69

Laurent Hurgon

AUTOSPORT GP-PATRICK  
ROGER

Lap D	Time	Sector 1	Sector 2	Sector 3	T. Spd	Elapsed
1	2:03.638	37.640	46.818	39.180		2:03.638
2	3:04.426	57.599	1:21.746	45.081		5:08.064
3	1:58.270	33.453	46.375	38.442		7:06.334
4	1:57.963	33.618	46.093	38.252		9:04.297
5	1:58.278	33.573	46.331	38.374		11:02.575
6	1:57.906	33.578	46.071	38.257		13:00.481
7	1:58.462	33.706	46.299	38.457		14:58.943
8	1:58.380	33.655	46.279	38.446		16:57.323
9	1:58.237	33.470	46.076	38.691		18:55.560
10	1:57.963	33.652	46.029	38.282		20:53.523
11		33.504	47.415			

110

Jaime Hernandez

RACING TECHNOLOGY

Lap D	Time	Sector 1	Sector 2	Sector 3	T. Spd	Elapsed
1	2:06.340	38.437	48.239	39.664		2:06.340
2	3:04.131	59.459	1:23.030	41.642		5:10.471
3	2:46.344 P	33.898	47.018	1:25.428		7:56.815
4	5:42.072	4:14.068	47.481	40.523		13:38.887
5	2:04.403	34.909	48.000	41.494		15:43.290
6	2:00.760	34.475	47.161	39.124		17:44.050
7	2:00.845	34.589	47.116	39.140		19:44.895
8	2:00.383	34.565	46.717	39.101		21:45.278
9	2:01.005	34.193	47.061	39.751		23:46.283
10	2:00.710	34.292	46.954	39.464		25:46.993
11	2:03.920	34.345	48.556	41.019		27:50.913
12	2:38.491 P	38.245	55.173	1:05.073		30:29.404

76

Pierre Sancin na

CMR

Lap D	Time	Sector 1	Sector 2	Sector 3	T. Spd	Elapsed
1	2:05.612	37.933	47.463	40.216		2:05.612
2	3:03.486	58.839	1:22.482	42.165		5:09.098
3	1:59.083	33.403	46.446	39.234		7:08.181
4	1:58.222	33.815	45.989	38.418		9:06.403
5	1:58.224	33.744	46.112	38.368		11:04.627
6	1:57.971	33.589	45.986	38.396		13:02.598
7	1:58.469	33.479	46.253	38.737		15:01.067
8	1:57.704	33.459	45.807	38.438		16:58.771
9	1:58.717	33.568	46.068	39.081		18:57.488
10	1:59.347	34.258	46.650	38.439		20:56.835
11	2:00.834	33.946	47.400	39.488		22:57.669
12	1:58.500	33.731	46.235	38.534		24:56.169
13	1:58.153	33.527	46.240	38.386		26:54.322
14	1:57.976	33.590	46.070	38.316		28:52.298

77

Thomas Padovani

MILAN COMPETITION

Lap D	Time	Sector 1	Sector 2	Sector 3	T. Spd	Elapsed
1	2:07.188	40.115	47.503	39.570		2:07.188
2	3:03.705	59.176	1:23.041	41.488		5:10.893
3	2:02.308	33.872	47.108	41.328		7:13.201
4	1:59.241	33.934	46.410	38.897		9:12.442
5	1:59.359	34.050	46.558	38.751		11:11.801
6	1:59.805	33.894	46.330	39.581		13:11.606
7	2:01.463	34.052	46.956	40.455		15:13.069
8	2:10.355	33.846	46.734	49.775		17:23.424
9	1:59.443	34.354	46.365	38.724		19:22.867
10	2:00.395	33.952	46.919	39.524		21:23.262
11	2:01.091	34.292	46.760	40.039		23:24.353
12	2:00.658	34.115	47.077	39.466		25:25.011
13	2:00.511	34.185	47.139	39.187		27:25.522
14	1:59.864	33.992	46.747	39.125		29:25.386







**Circuito de Barcelona**  
**Alpine ELF Europa Cup**  
**Race - 1**  
**Analysis by Lap**



Num	Lap Time	Gap
<b>Lap 1</b>		
8	2:01.846	
21	2:03.097	01.251
11	2:03.499	01.653
69	2:03.638	01.792
14	2:04.535	02.689
15	2:04.723	02.877
2	2:05.281	03.435
76	2:05.612	03.766
9	2:06.169	04.323
110	2:06.340	04.494
77	2:07.188	05.342
4	2:09.577	07.731
33	2:12.555	10.709
7	2:14.237	12.391
3	2:14.724	12.878
17	2:16.844	14.998
5	2:17.706	15.860
Num	Lap Time	Gap

Num	Lap Time	Gap
<b>Lap 2</b>		
8	3:05.264	
21	3:04.187	00.174
11	3:04.146	00.535
69	3:04.426	00.954
14	3:03.773	01.198
15	3:03.831	01.444
2	3:03.453	01.624
76	3:03.486	01.988
9	3:03.584	02.643
110	3:04.131	03.361
77	3:03.705	03.783
4	3:01.864	04.331
33	3:01.052	06.497
7	3:00.890	08.017
3	3:02.279	09.893
17	3:00.380	10.114
5	3:01.028	11.624
18	6:05.838	1 Lap

18	6:05.838	1 Lap
----	----------	-------

Num	Lap Time	Gap
<b>Lap 3</b>		
8	1:58.065	
21	1:58.289	00.398
69	1:58.270	01.159
11	1:59.025	01.495
14	1:58.671	01.804
15	1:58.703	02.082
2	1:59.447	03.006
76	1:59.083	03.006
9	1:58.899	03.477
77	2:02.308	08.026
4	2:02.230	08.496
17	1:59.717	11.766
33	2:04.585	13.017
7	2:05.237	15.189
3	2:04.033	15.861
5	2:06.089	19.648
110	2:46.344	51.640
Num	Lap Time	Gap

Num	Lap Time	Gap
<b>Lap 4</b>		
8	1:58.201	
21	1:58.084	00.281
69	1:57.963	00.921
11	1:57.946	01.240
14	1:58.099	01.702
15	1:58.272	02.153
76	1:58.222	03.027
9	1:59.320	04.596
77	1:59.241	09.066
4	2:00.270	10.565
17	1:57.906	11.471
33	2:04.706	19.522
3	2:04.247	21.907
7	2:07.484	24.472
5	2:06.268	27.715
Num	Lap Time	Gap

Num	Lap Time	Gap
<b>Lap 5</b>		
8	1:58.277	
21	1:58.643	00.647
69	1:58.278	00.922

Num	Lap Time	Gap
11	1:58.930	01.893
15	1:59.088	02.964
76	1:58.224	02.974
14	1:59.605	03.030
9	1:59.327	05.646
77	1:59.359	10.148
4	1:59.103	11.391
17	1:59.136	12.330
33	2:03.400	24.645
3	2:03.902	27.532
7	2:04.650	30.845
5	2:05.377	34.815
Num	Lap Time	Gap

Num	Lap Time	Gap
<b>Lap 6</b>		
8	1:57.917	
21	1:57.684	00.414
69	1:57.906	00.911
11	1:58.469	02.445
76	1:57.971	03.028
15	1:58.362	03.409
14	1:58.872	03.985
9	1:59.293	07.022
77	1:59.805	12.036
4	1:59.762	13.236
17	1:59.274	13.687
33	2:03.081	29.809
7	2:06.170	39.098
110	5:42.072	2 Laps
5	2:06.020	42.918
Num	Lap Time	Gap

Num	Lap Time	Gap
<b>Lap 7</b>		
8	1:58.759	
21	1:58.568	00.223
69	1:58.462	00.614
11	1:58.334	02.020
76	1:58.469	02.738
15	1:58.337	02.987
14	1:58.027	03.253
9	1:59.359	07.622
4	1:59.443	13.920

Num	Lap Time	Gap
17	1:59.187	14.115
77	2:01.463	14.740
33	2:03.010	34.060
3	4:04.610	1 Lap
110	2:04.403	2 Laps
5	2:05.913	50.072
7	2:13.294	53.633
Num	Lap Time	Gap

Num	Lap Time	Gap
<b>Lap 8</b>		
8	1:58.330	
21	1:58.234	00.127
69	1:58.380	00.664
11	1:58.070	01.760
76	1:57.704	02.112
14	1:58.276	03.199
15	1:59.109	03.766
9	1:59.360	08.652
17	1:58.687	14.472
4	2:00.254	15.844
77	2:10.355	26.765
33	2:02.629	38.359
110	2:00.760	2 Laps
5	2:04.388	56.130
7	2:03.415	58.718
Num	Lap Time	Gap

Num	Lap Time	Gap
<b>Lap 9</b>		
8	1:57.733	
21	1:58.102	00.496
69	1:58.237	01.168
11	1:58.440	02.467
76	1:58.717	03.096
14	1:57.823	03.289
15	1:57.552	03.585
9	2:00.563	11.482
17	1:58.283	15.022
4	1:59.629	17.740
77	1:59.443	28.475
33	2:03.001	43.627
110	2:00.845	2 Laps
5	2:05.414	1:03.811

Num	Lap Time	Gap
7	2:03.503	1:04.488
Num	Lap Time	Gap
<b>Lap 10</b>		
8	1:58.108	
21	1:58.031	00.419
69	1:57.963	01.023
11	1:58.349	02.708
14	1:58.182	03.363
15	1:58.325	03.802
76	1:59.347	04.335
9	1:59.631	13.005
17	2:01.240	18.154
4	1:59.540	19.172
77	2:00.395	30.762
33	2:03.083	48.602
110	2:00.383	2 Laps
5	2:06.758	1:12.461
7	2:06.583	1:12.963
Num	Lap Time	Gap

Num	Lap Time	Gap
<b>Lap 11</b>		
8	1:58.435	
21	1:58.163	00.147
15	1:58.738	04.105
14	1:59.810	04.738
11	2:00.802	05.075
76	2:00.834	06.734
9	1:59.696	14.266
17	2:00.234	19.953
4	2:00.323	21.060
77	2:01.091	33.418
33	2:02.354	52.521
110	2:01.005	2 Laps
5	2:04.351	1:18.377
7	2:04.113	1:18.641
Num	Lap Time	Gap

Num	Lap Time	Gap
<b>Lap 12</b>		
8	1:58.789	
21	1:58.785	00.143
15	1:58.127	03.443
14	1:58.262	04.211







**Circuit de Barcelona**  
**Alpine ELF Europa Cup**  
**Race - 1**  
**Analysis by Lap**



Num	Lap Time	Gap	Num	Lap Time	Gap
11	1:58.845	05.131	110	2:38.491	2 Laps
76	1:58.500	06.445	5	2:09.089	1:42.491
9	2:00.016	15.493			
17	2:00.055	21.219			
4	1:59.645	21.916			
77	2:00.658	35.287			
33	2:02.660	56.392			
110	2:00.710	2 Laps			
5	2:05.430	1:25.018			
7	2:05.407	1:25.259			
Num	Lap Time	Gap			

**Lap 13**

8	1:58.578	
21	1:58.603	00.168
15	1:57.844	02.709
14	1:58.089	03.722
11	1:58.340	04.893
76	1:58.153	06.020
9	1:59.855	16.770
4	2:01.905	25.243
17	2:05.584	28.225
77	2:00.511	37.220
33	2:04.730	1:02.544
110	2:03.920	2 Laps
7	2:03.613	1:30.294
5	2:05.909	1:32.349
Num	Lap Time	Gap

**Lap 14**

8	1:58.947	
21	1:58.921	00.142
15	1:58.299	02.061
14	1:58.245	03.020
11	1:58.547	04.493
76	1:57.976	05.049
9	2:00.065	17.888
4	2:01.025	27.321
17	2:06.460	35.738
77	1:59.864	38.137
33	2:03.299	1:06.896
7	2:04.684	1:36.031



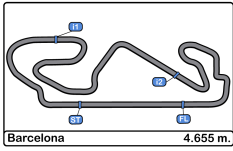


**Circuito de Barcelona**  
**Alpine ELF Europa Cup**  
**Race - 1**  
**Best Sectors Results**



Sector - 1				Sector - 2				Sector - 3				Ideal Lap vs Best Lap				
Clas	Nº	Driver	Time	Nº	Driver	Time	Nº	Driver	Time	Clas	Nº	Driver	Ideal Lap	Best Lap	Clas	
1	14	Julien Neveu	33.334	76	Pierre Sancinéna	45.807	11	Sylvain Noel	38.056	1	14	Julien Neveu	1:57.411	1:57.823	5	
2	15	Gael Castelli	33.400	14	Julien Neveu	45.828	15	Gael Castelli	38.119	2	15	Gael Castelli	1:57.429	1:57.552	1	
3	76	Pierre Sancinéna	33.403	17	Jean-Baptiste Mela	45.872	21	Marc Guillot	38.155	3	11	Sylvain Noel	1:57.512	1:57.946	8	
4	69	Laurent Hurgon	33.453	15	Gael Castelli	45.910	17	Jean-Baptiste Mela	38.168	4	76	Pierre Sancinéna	1:57.526	1:57.704	3	
5	21	Marc Guillot	33.455	21	Marc Guillot	45.921	14	Julien Neveu	38.249	5	21	Marc Guillot	1:57.531	1:57.684	2	
6	11	Sylvain Noel	33.496	8	Nicolas Milan	45.946	69	Laurent Hurgon	38.252	6	17	Jean-Baptiste Mela	1:57.549	1:57.906	6	
7	17	Jean-Baptiste Mela	33.509	11	Sylvain Noel	45.960	8	Nicolas Milan	38.255	7	8	Nicolas Milan	1:57.731	1:57.733	4	
8	8	Nicolas Milan	33.530	69	Laurent Hurgon	46.029	76	Pierre Sancinéna	38.316	8	69	Laurent Hurgon	1:57.734	1:57.906	7	
9	2	Vincent Beltoise	33.542	4	Mathieu Blaise	46.227	4	Mathieu Blaise	38.493	9	4	Mathieu Blaise	1:58.373	1:59.103	10	
10	4	Mathieu Blaise	33.653	77	Thomas Padovani	46.330	9	Marc de Fulgencio	38.595	10	9	Marc de Fulgencio	1:58.896	1:58.899	9	
11	9	Marc de Fulgencio	33.711	2	Vincent Beltoise	46.528	77	Thomas Padovani	38.724	11	77	Thomas Padovani	1:58.900	1:59.241	11	
12	77	Thomas Padovani	33.846	9	Marc de Fulgencio	46.590	110	Jaime Hernandez	39.101	12	2	Vincent Beltoise	1:59.447	1:59.447	12	
13	11	Jaime Hernandez	33.898	110	Jaime Hernandez	46.717	2	Vincent Beltoise	39.377	13	110	Jaime Hernandez	1:59.716	2:00.383	13	
14	33	Grégory Romano	34.752	7	Franc Rouxel	47.820	33	Grégory Romano	39.472	14	33	Grégory Romano	2:02.140	2:02.354	14	
15	5	Stéphane Proux	34.980	33	Grégory Romano	47.916	3	Denis Gibaud	39.823	15	7	Franc Rouxel	2:02.824	2:03.415	15	
16	7	Franc Rouxel	35.001	3	Denis Gibaud	48.410	7	Franc Rouxel	40.003	16	3	Denis Gibaud	2:03.288	2:03.902	16	
17	3	Denis Gibaud	35.055	5	Stéphane Proux	48.631	5	Stéphane Proux	40.279	17	5	Stéphane Proux	2:03.890	2:04.351	17	
18	18	Macchi - Combot	41.029	18	Macchi - Combot	4:24.479	18	Macchi - Combot	1:00.330	18	18	Pierre Macchi	6:05.838	6:05.838	18	





Circuito de Barcelona  
Alpine ELF Europa Cup  
Race - 1  
Leader Sequence



<u>Nº</u>	<u>Driver</u>	<u>Nat</u>	<u>Team</u>	<u>Level</u>	<u>Category</u>	<u>Start Lap</u>	<u>End Lap</u>	<u>Laps</u>	<u>Total Laps</u>
8	Nicolas Milan	FRA	MILAN COMPETITION	Inter C		1	14	14	14





**Circuit de Barcelona**  
**Alpine ELF Europa Cup**  
**Race - 1**  
**Best 5 Lap Times**



Cls	N°	Driver	Nat	Team	Level	Category	Best 1		Best 2		Best 3		Best 4		Best 5	
							Time	Lap	Time	Lap	Time	Lap	Time	Lap	Time	Lap
1	15	Gael Castelli	FRA	MILAN COMPETITION	Inter C		<b>1:57.552</b>	9	1:57.844	13	1:58.127	12	1:58.272	4	1:58.299	14
2	21	Marc Guillot	FRA	MILAN COMPETITION	Inter C		<b>1:57.684</b>	6	1:58.031	10	1:58.084	4	1:58.102	9	1:58.163	11
3	76	Pierre Sancinena	FRA	CMR	Inter C		<b>1:57.704</b>	8	1:57.971	6	1:57.976	14	1:58.153	13	1:58.222	4
4	8	Nicolas Milan	FRA	MILAN COMPETITION	Inter C		<b>1:57.733</b>	9	1:57.917	6	1:58.065	3	1:58.108	10	1:58.201	4
5	14	Julien Neveu	FRA	AUTOSPORT GP	Inter C		<b>1:57.823</b>	9	1:58.027	7	1:58.089	13	1:58.099	4	1:58.182	10
6	17	Jean-Baptiste Mela	FRA	AUTOSPORT GP	Inter C	Junior	<b>1:57.906</b>	4	1:58.283	9	1:58.687	8	1:59.136	5	1:59.187	7
7	69	Laurent Hurgon	FRA	AUTOSPORT GP-PATRICK ROGER	Inter C	Gentleman	<b>1:57.906</b>	6	1:57.963	4	1:57.963	10	1:58.237	9	1:58.270	3
8	11	Sylvain Noel	FRA	RACING TECHNOLOGY	Inter C	Gentleman	<b>1:57.946</b>	4	1:58.070	8	1:58.334	7	1:58.340	13	1:58.349	10
9	9	Marc de Fulgencio	ESP	TEAM VRT	Inter B	Junior	<b>1:58.899</b>	3	1:59.293	6	1:59.320	4	1:59.327	5	1:59.359	7
10	4	Mathieu Blaise	FRA	RACING TECHNOLOGY	Inter D		<b>1:59.103</b>	5	1:59.443	7	1:59.540	10	1:59.629	9	1:59.645	12
11	77	Thomas Padovani	EST	MILAN COMPETITION	Inter C		<b>1:59.241</b>	4	1:59.359	5	1:59.443	9	1:59.805	6	1:59.864	14
12	2	Vincent Beltoise	FRA	CMR - CCF	Inter C		<b>1:59.447</b>	3	2:05.281	1	3:03.453	2				
13	110	Jaime Hernandez	ESP	RACING TECHNOLOGY	Inter C	Gentleman	<b>2:00.383</b>	8	2:00.710	10	2:00.760	6	2:00.845	7	2:01.005	9
14	33	Grégory Romano	MC	CMR	Inter D	Gentleman	<b>2:02.354</b>	11	2:02.629	8	2:02.660	12	2:03.001	9	2:03.010	7
15	7	Fran Rouxel	FRA	AUTOMECA	Inter D	Gentleman	<b>2:03.415</b>	8	2:03.503	9	2:03.613	13	2:04.113	11	2:04.650	5
16	3	Denis Gibaud	FRA	MILAN COMPETITION	Inter C	Gentleman	<b>2:03.902</b>	5	2:04.033	3	2:04.247	4	2:14.724	1	3:02.279	2
17	5	Stéphane Proux	FRA	AUTOMECA	Inter D		<b>2:04.351</b>	11	2:04.388	8	2:05.377	5	2:05.414	9	2:05.430	12
18	18	Pierre Macchi	FRA	AUTOSPORT GP	Inter D	Gentleman	<b>6:05.838</b>	1								





Circuito de Barcelona  
Alpine ELF Europa Cup  
Race - 1  
Fastest Laps Sequence



Lap	Time of Day	Session Time	Nº	Driver	Nat	Team	Level	Category	Time	Km/h
3	13:49:51.105	7:05.105	8	Nicolas Milan	FRA	MILAN COMPETITION	Inter C		1:58.065	141.9
4	13:51:50.227	9:04.227	69	Laurent Hurgon	FRA	AUTOSPORT GP-PATRICK ROGER	Inter C	Gentleman	1:57.963	142.0
4	13:51:50.546	9:04.546	11	Sylvain Noel	FRA	RACING TECHNOLOGY	Inter C	Gentleman	1:57.946	142.0
4	13:52:00.777	9:14.777	17	Jean-Baptiste Mela	FRA	AUTOSPORT GP	Inter C	Junior	1:57.906	142.1
6	13:55:45.914	12:59.914	21	Marc Guillot	FRA	MILAN COMPETITION	Inter C		1:57.684	142.3
9	14:01:43.906	18:57.906	15	Gael Castelli	FRA	MILAN COMPETITION	Inter C		1:57.552	142.5





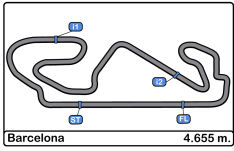
Circuito de Barcelona  
 Alpine ELF Europa Cup  
 Race - 1  
 Lap Chart



LAP

Nr	Pos	Grid	1	2	3	4	5	6	7	8	9	10	11	12	13	14
8	1	8	8	8	8	8	8	8	8	8	8	8	8	8	8	8
21	2	21	21	21	21	21	21	21	21	21	21	21	21	21	21	21
17	3	17	11	11	69	69	69	69	69	69	69	69	15	15	15	15
14	4	14	69	69	11	11	11	11	11	11	11	11	14	14	14	14
11	5	11	14	14	14	14	15	76	76	76	76	14	11	11	11	11
15	6	15	15	15	15	15	76	15	15	14	14	15	76	76	76	76
69	7	69	2	2	2	76	14	14	14	15	15	76	9	9	9	9
76	8	76	76	76	76	9	9	9	9	9	9	9	17	17	4	4
77	9	77	9	9	9	77	77	77	4	17	17	17	4	4	17	17
110	10	110	110	110	77	4	4	4	17	4	4	4	77	77	77	77
9	11	9	77	77	4	17	17	17	77	77	77	77	33	33	33	33
2	12	2	4	4	17	33	33	33	33	33	33	33	5	5	7	7
4	13	4	33	33	33	3	3	7	5	5	5	5	7	7	5	5
33	14	33	7	7	7	7	7	5	7	7	7	7	110	110		
5	15	5	3	3	3	5	5	3	110	110	110	110				
18	16	18	17	17	5	110	110	110								
3	17	3	5	5	110											
7	18	7	18													

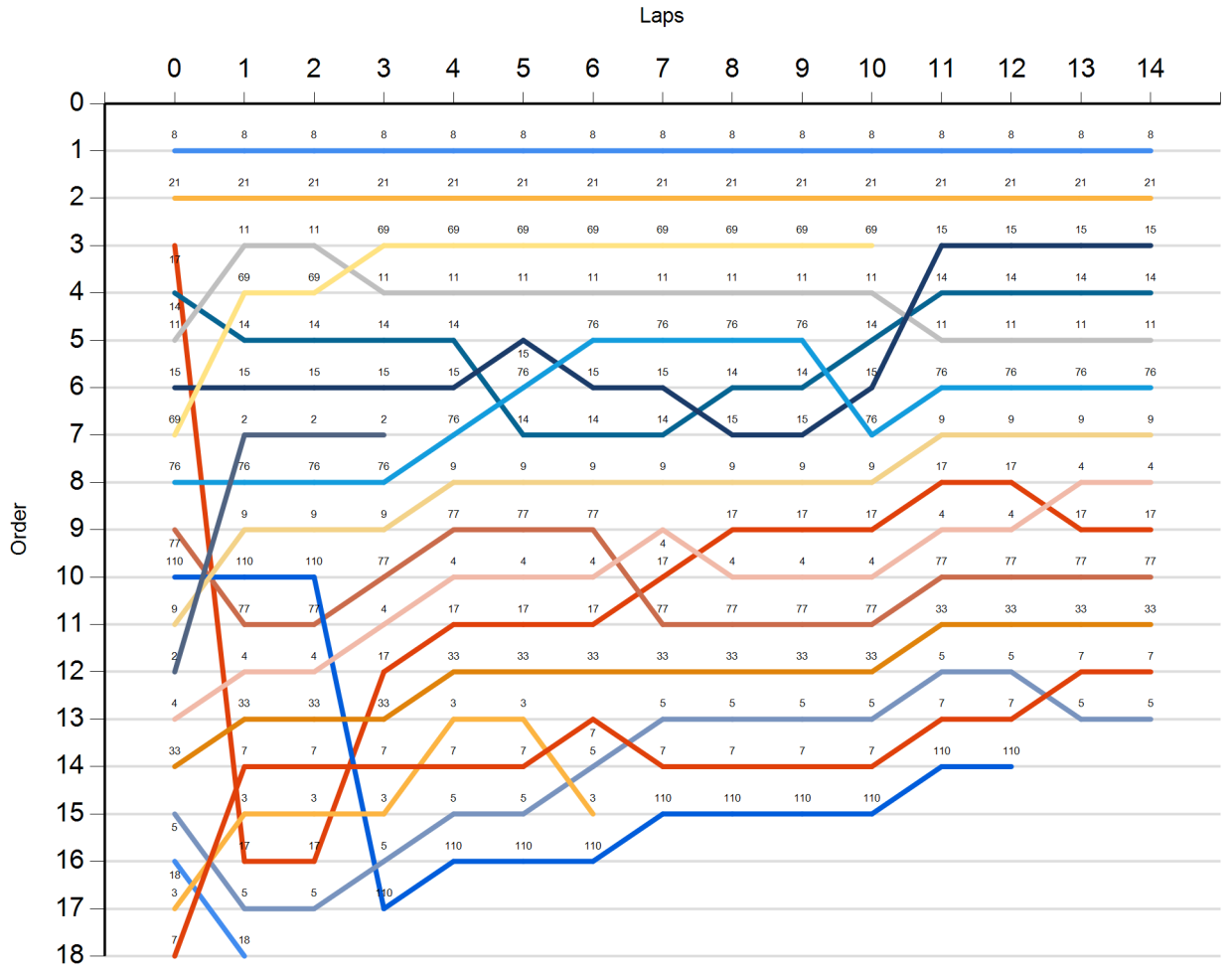




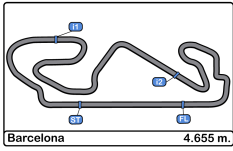
Circuito de Barcelona  
 Alpine ELF Europa Cup  
 Race - 1  
 Graphic Lap Chart



- 8
- 21
- 17
- 14
- 11
- 15
- 69
- 76
- 77
- 110
- 9
- 2
- 4
- 33
- 5
- 18
- 3
- 7





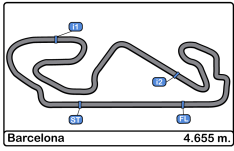


Circuito de Barcelona  
Alpine ELF Europa Cup  
Race - 1  
Pit Stop Analysis



Nº	In Day Time	Driver	Nat	Team	Nat	Vehicle	In Time	Stop Nº	Pit Time	Handicap	Penalty
----	-------------	--------	-----	------	-----	---------	---------	---------	----------	----------	---------

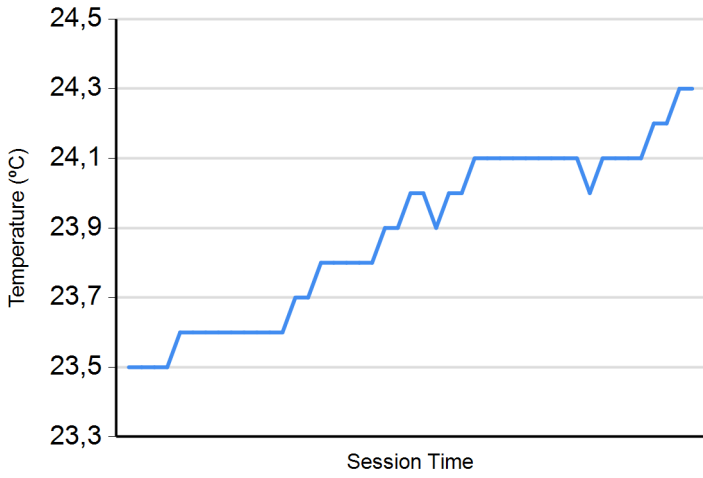




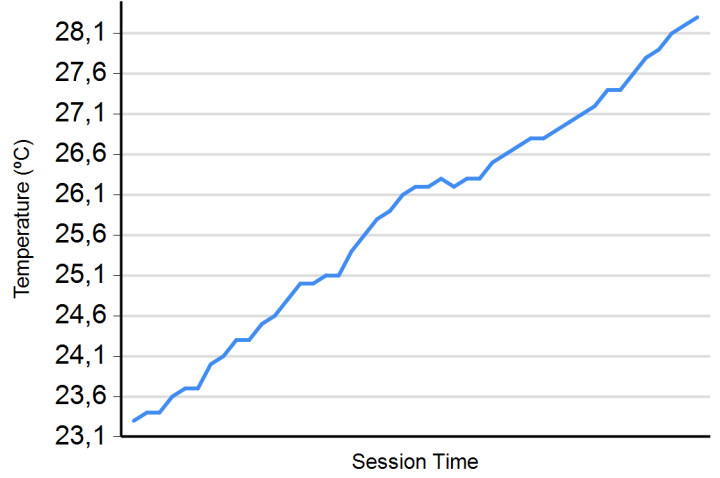
**Circuito de Barcelona**  
**Alpine ELF Europa Cup**  
**Race - 1**  
**Weather Report**



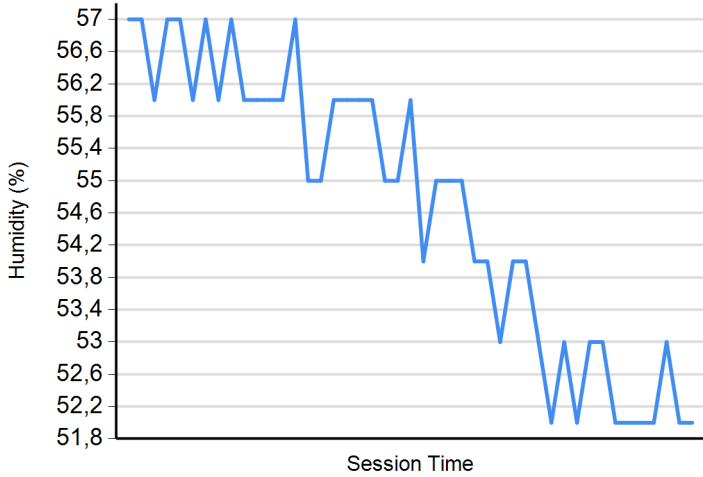
**Air Temperature**



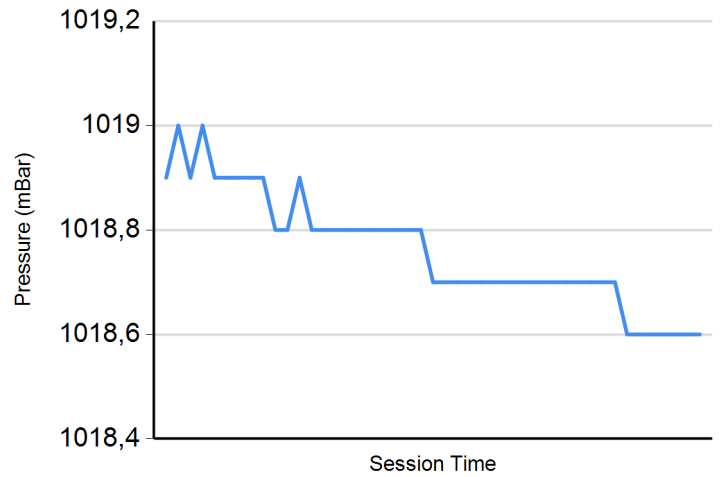
**Track Temperature**



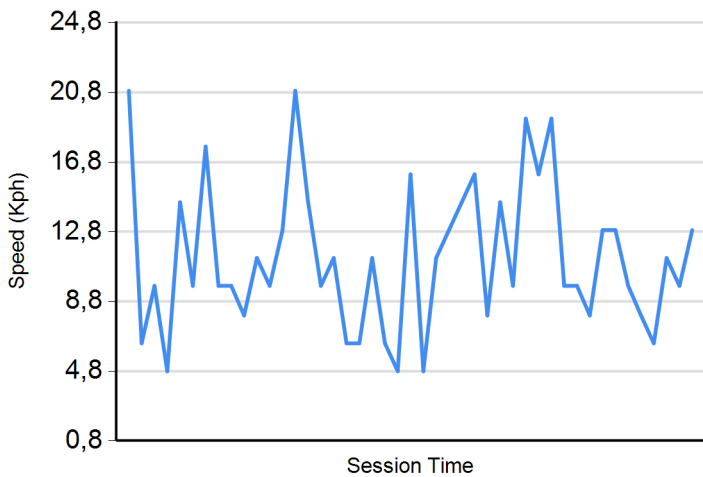
**Humidity**



**Pressure**



**Wind Speed**



**Wind direction**

North = 0°/360° Est = 90° South = 180° West = 270°

